



US00D604693S

(12) **United States Design Patent**
Sugawara et al.

(10) **Patent No.:** **US D604,693 S**

(45) **Date of Patent:** **** *Nov. 24, 2009**

(54) **PHOTOELECTRIC CONVERSION ELEMENT**

TW	D110634	5/2006
TW	D110652	5/2006
TW	D110659	5/2006
TW	D116737	5/2007

(75) Inventors: **Yuusuke Sugawara**, Tochigi (JP);
Atsushi Hirose, Kanagawa (JP)

(73) Assignee: **Semiconductor Energy Laboratory Co., Ltd.**, Kanagawa-Ken (JP)

(**) Term: **14 Years**

(21) Appl. No.: **29/322,861**

(22) Filed: **Aug. 13, 2008**

(30) **Foreign Application Priority Data**

Feb. 18, 2008 (JP) 2003-003503

(51) **LOC (9) Cl.** **13-02**

(52) **U.S. Cl.** **D13/101**

(58) **Field of Classification Search** D13/101,
D13/133, 199; 250/208.1, 208.2, 239; 257/59,
257/428, 693, 707; 361/728

See application file for complete search history.

(56) **References Cited**

U.S. PATENT DOCUMENTS

4,309,605	A *	1/1982	Okabe	250/239
5,399,858	A *	3/1995	Kinoshita	250/239
5,525,813	A *	6/1996	Miyake et al.	257/59
D488,125	S *	4/2004	Shimada	D13/101
D489,038	S *	4/2004	Shimada	D13/101

FOREIGN PATENT DOCUMENTS

JP	1243529	6/2005
JP	1248776	8/2005
JP	1248781	8/2005

OTHER PUBLICATIONS

U.S. Des. Appl. No. 29/322,860; Filed Aug. 13, 2008; Yuusuke Sugawara et al.

* cited by examiner

Primary Examiner—Prabhakar Deshmukh

Assistant Examiner—Derrick Holland

(74) *Attorney, Agent, or Firm*—Nixon Peabody LLP; Jeffrey L. Costellia

(57) **CLAIM**

We claim, the ornamental design for a photoelectric conversion element, as shown and described.

DESCRIPTION

The photoelectric conversion element is used as a light receiving element for converting a light signal (photo signal) to an electrical signal.

FIG. 1 is a front side view of a photoelectric conversion element showing our new design;

FIG. 2 is a back side view thereof;

FIG. 3 is a right side elevational view thereof;

FIG. 4 is a left side elevational view thereof;

FIG. 5 is a top plan view thereof;

FIG. 6 is a bottom plan view thereof;

FIG. 7 is a front perspective view thereof; and,

FIG. 8 is a back perspective view thereof.

1 Claim, 4 Drawing Sheets

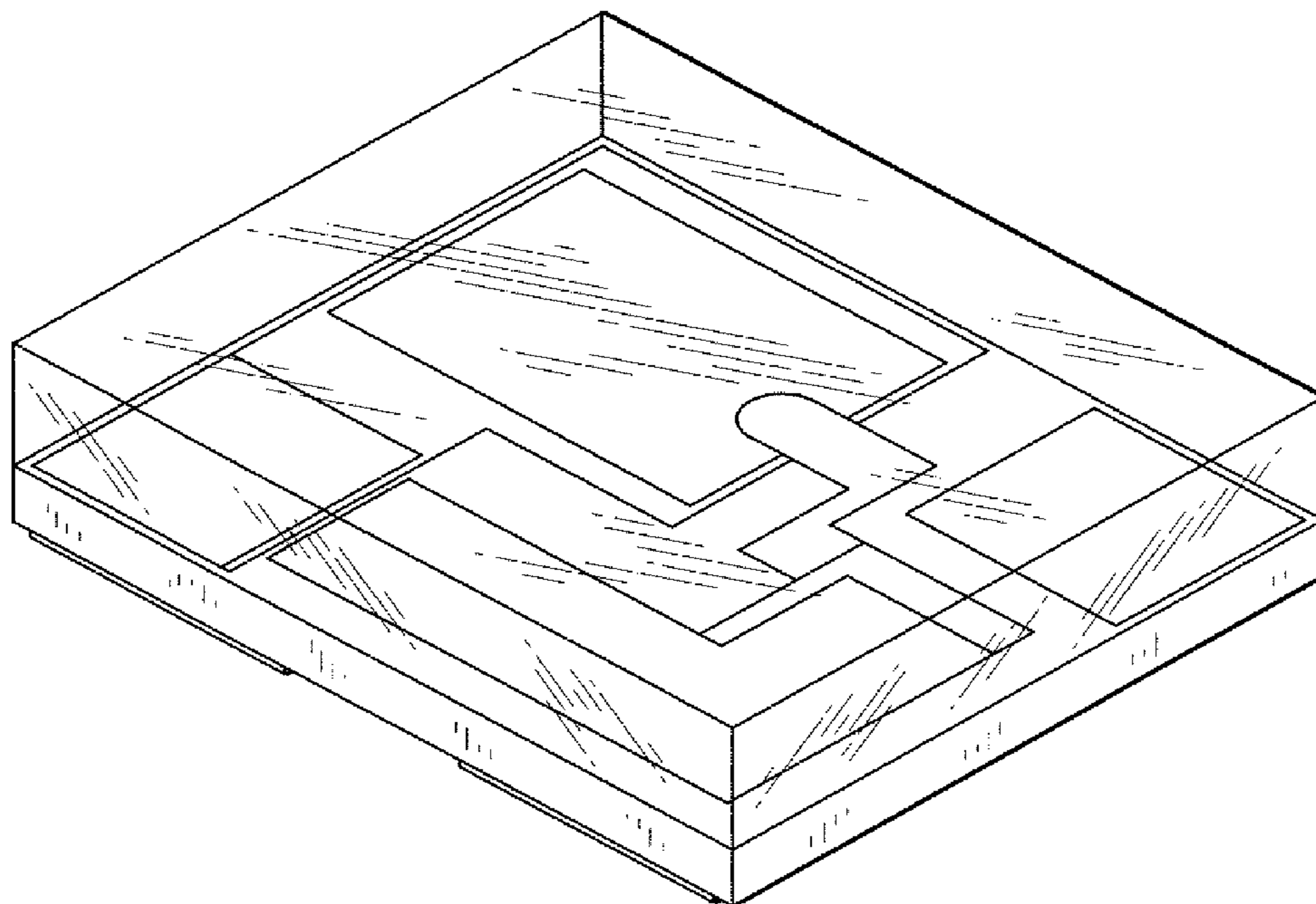


FIG. 1

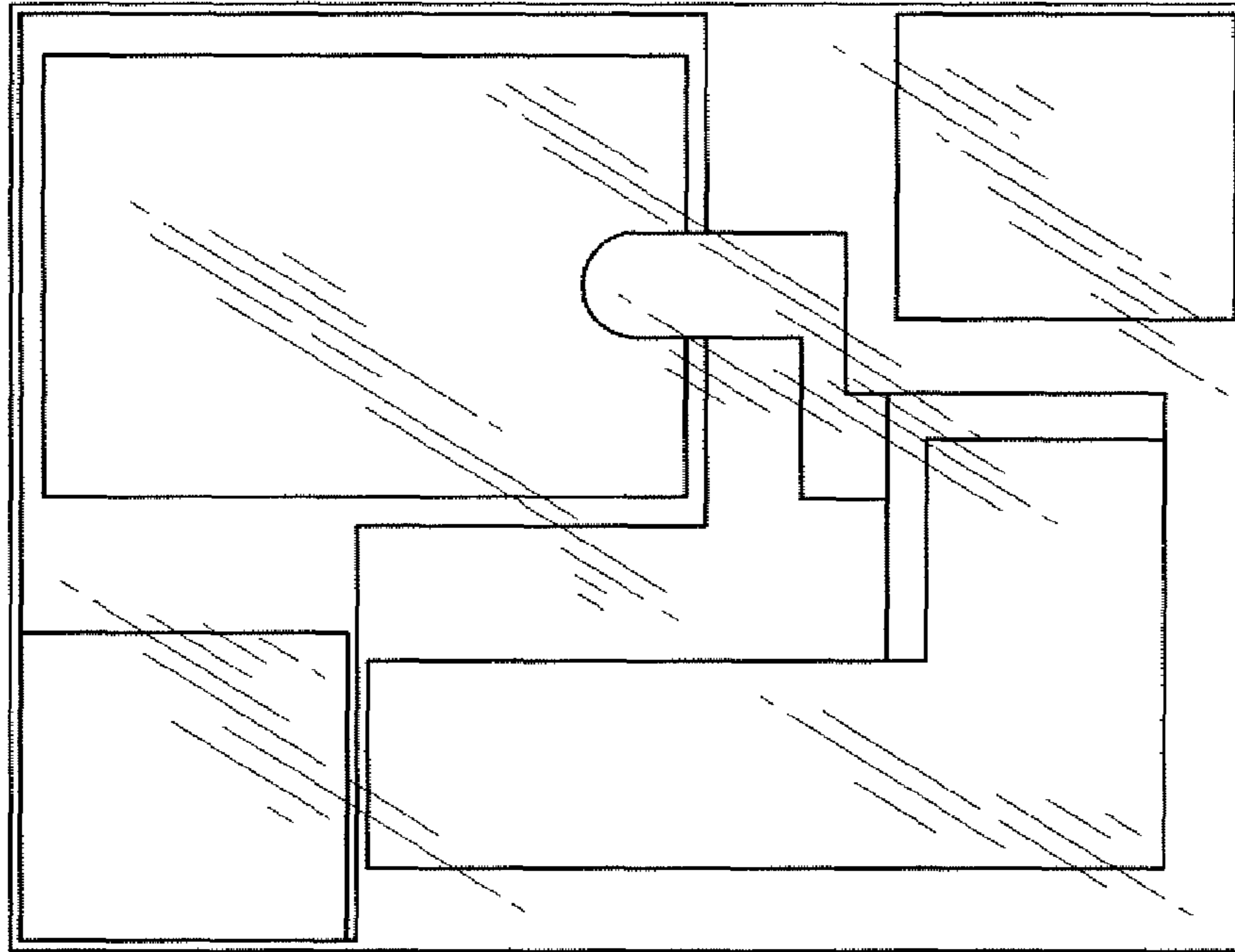


FIG. 2




FIG. 3




FIG. 4




FIG. 5




FIG. 6




FIG. 7

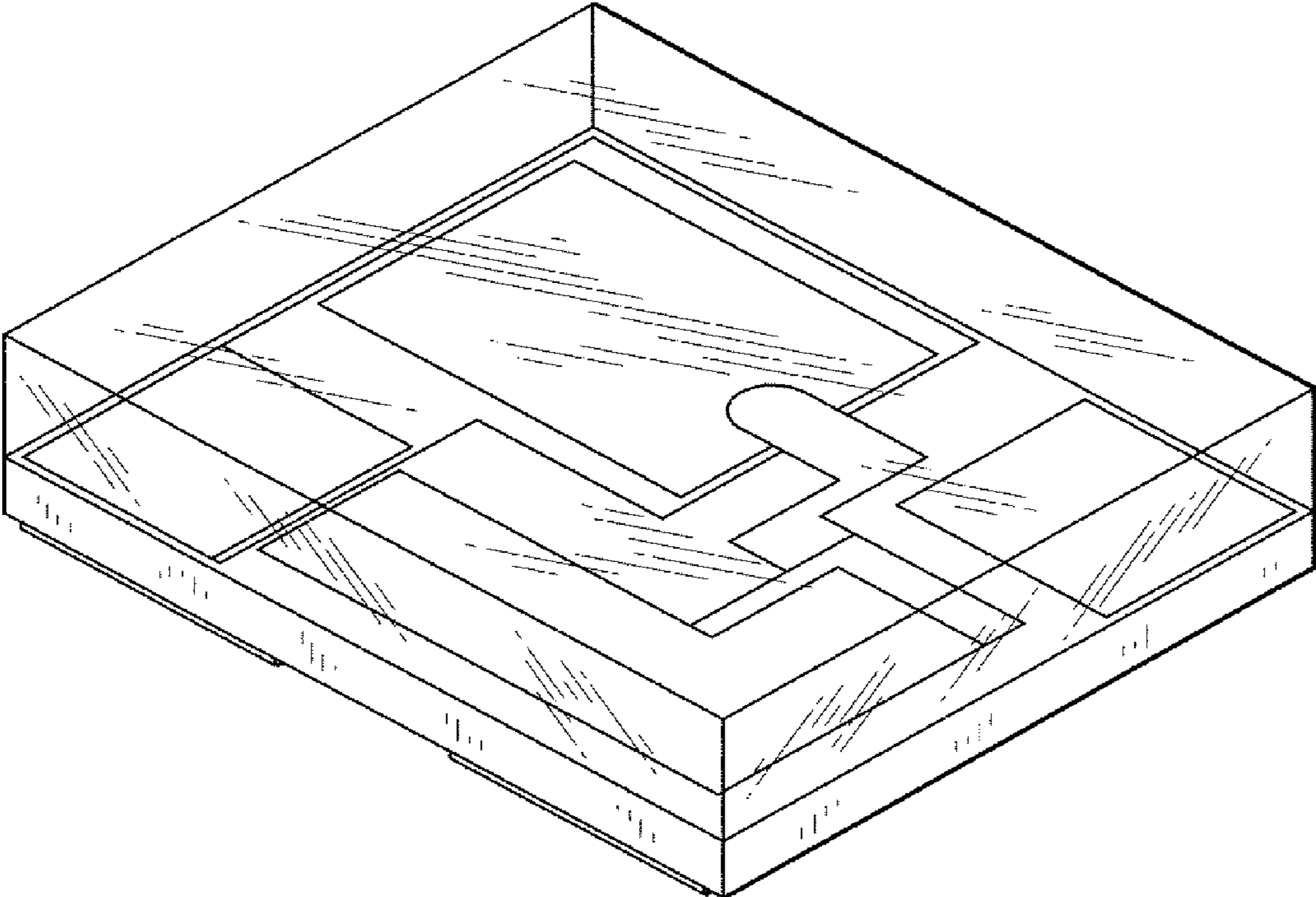


FIG. 8

