

US00D604681S

(12) **United States Design Patent**
Nakamura

(10) **Patent No.:** **US D604,681 S**

(45) **Date of Patent:** **** Nov. 24, 2009**

(54) **FENDER FOR AN AUTOMOBILE**

(75) Inventor: **Kazushi Nakamura**, Wako (JP)

(73) Assignee: **Honda Motor Co., Ltd.**, Tokyo (JP)

(**) Term: **14 Years**

(21) Appl. No.: **29/333,059**

(22) Filed: **Mar. 2, 2009**

(30) **Foreign Application Priority Data**

Aug. 28, 2008 (JP) 2008-022173

(51) **LOC (9) Cl.** **12-16**

(52) **U.S. Cl.** **D12/184**

(58) **Field of Classification Search** D12/184,
D12/196, 90-92; 280/152.1, 847-849, 851;
296/181.1, 181.5

See application file for complete search history.

(56) **References Cited**

U.S. PATENT DOCUMENTS

D561,667 S * 2/2008 Platto et al. D12/184

D572,182 S * 7/2008 Deane D12/184

D580,326 S * 11/2008 Gueler et al. D12/184

D582,821 S * 12/2008 Sato et al. D12/184

D597,459 S * 8/2009 Wagner et al. D12/184

* cited by examiner

Primary Examiner—Melody N Brown

(74) *Attorney, Agent, or Firm*—Westerman, Hattori, Daniels & Adrian, LLP

(57) **CLAIM**

The ornamental design for, a fender for an automobile, as shown and described.

DESCRIPTION

FIG. 1 is a perspective view of a fender for an automobile, showing our new design;

FIG. 2 is a front elevation view thereof;

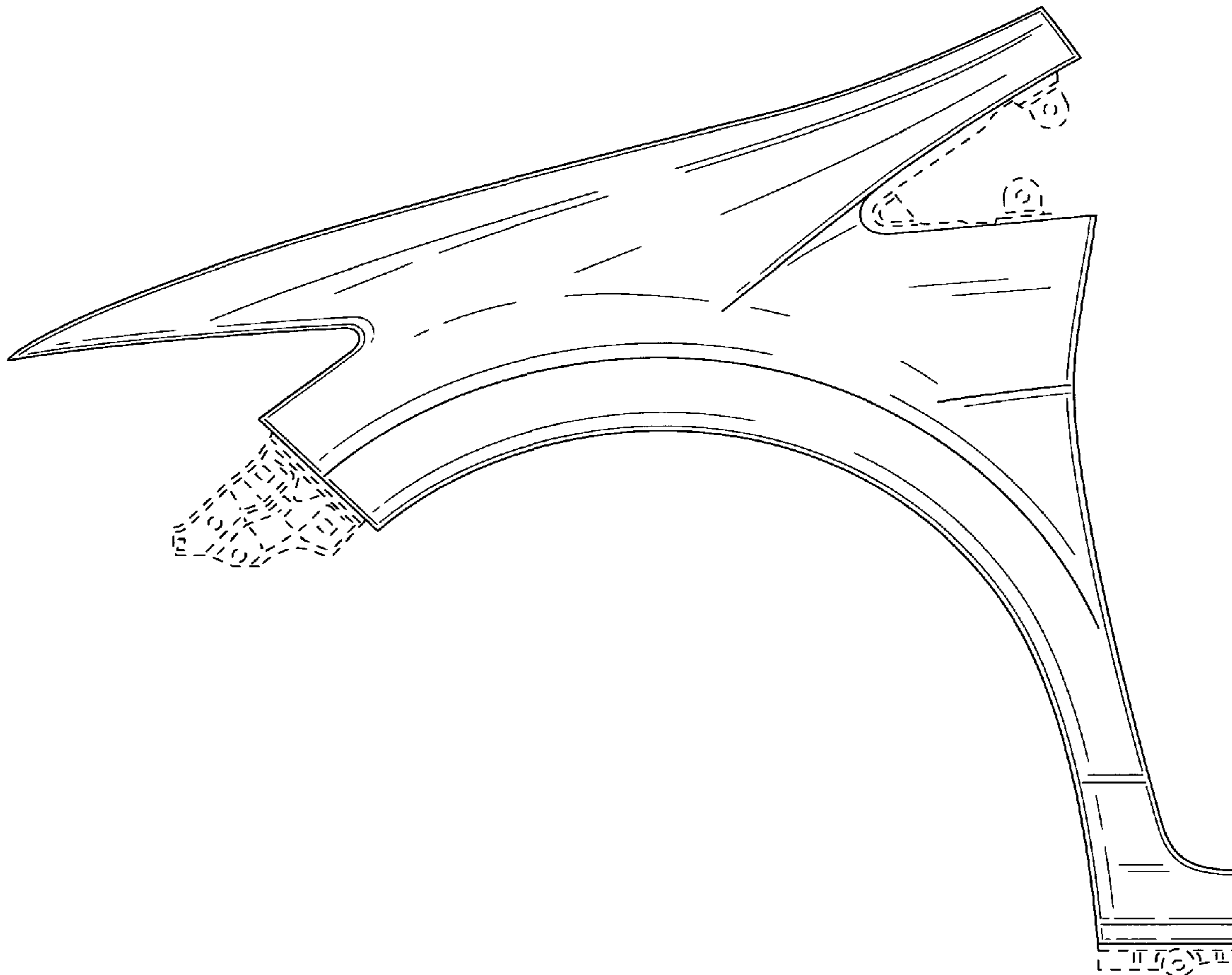
FIG. 3 is a top plan view thereof;

FIG. 4 is a right side elevation view thereof; and,

FIG. 5 is a left side elevation view thereof.

The broken lines are for illustrative purposes only and form no part of the claimed design.

1 Claim, 5 Drawing Sheets



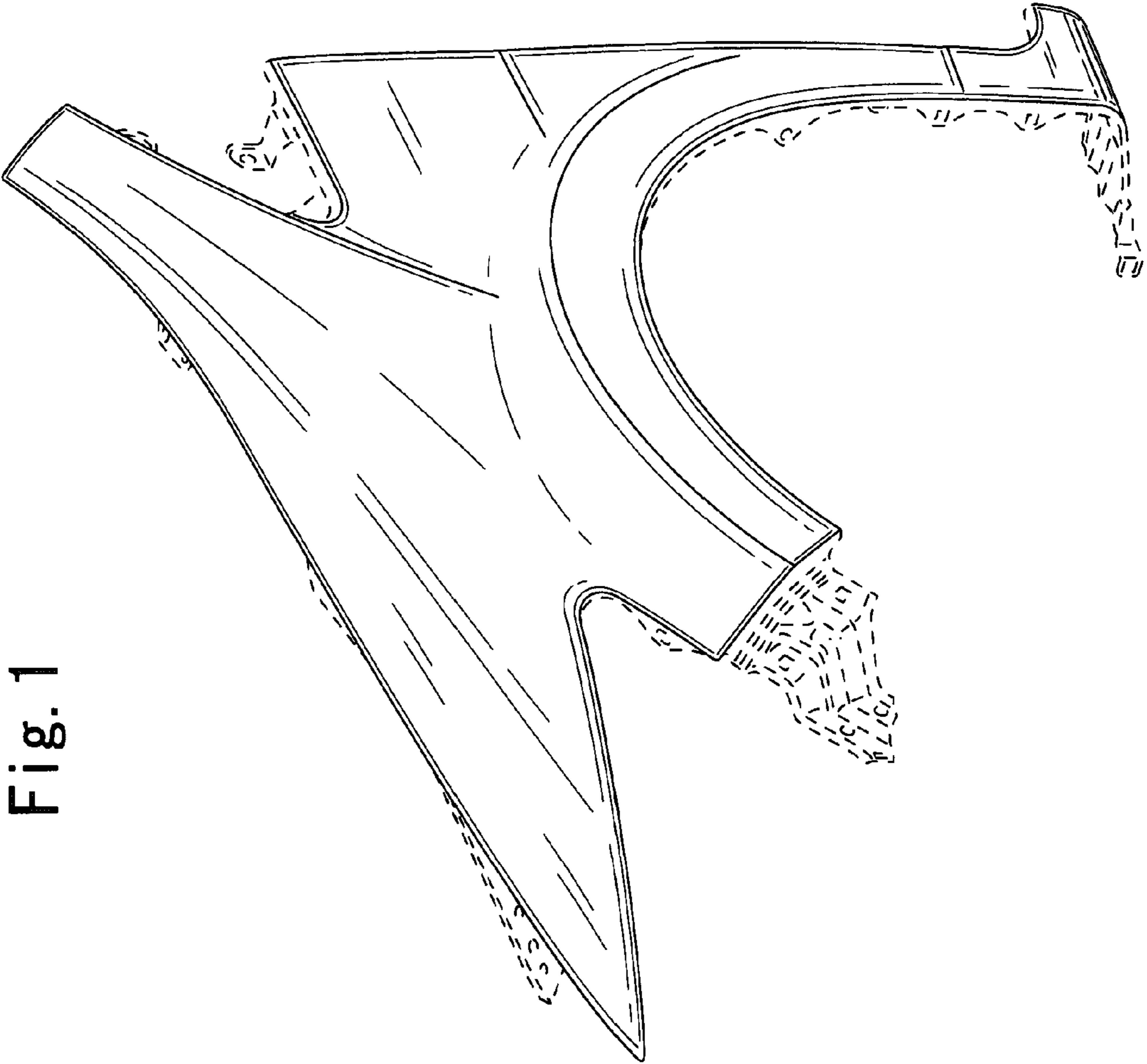


Fig. 1

Fig. 2

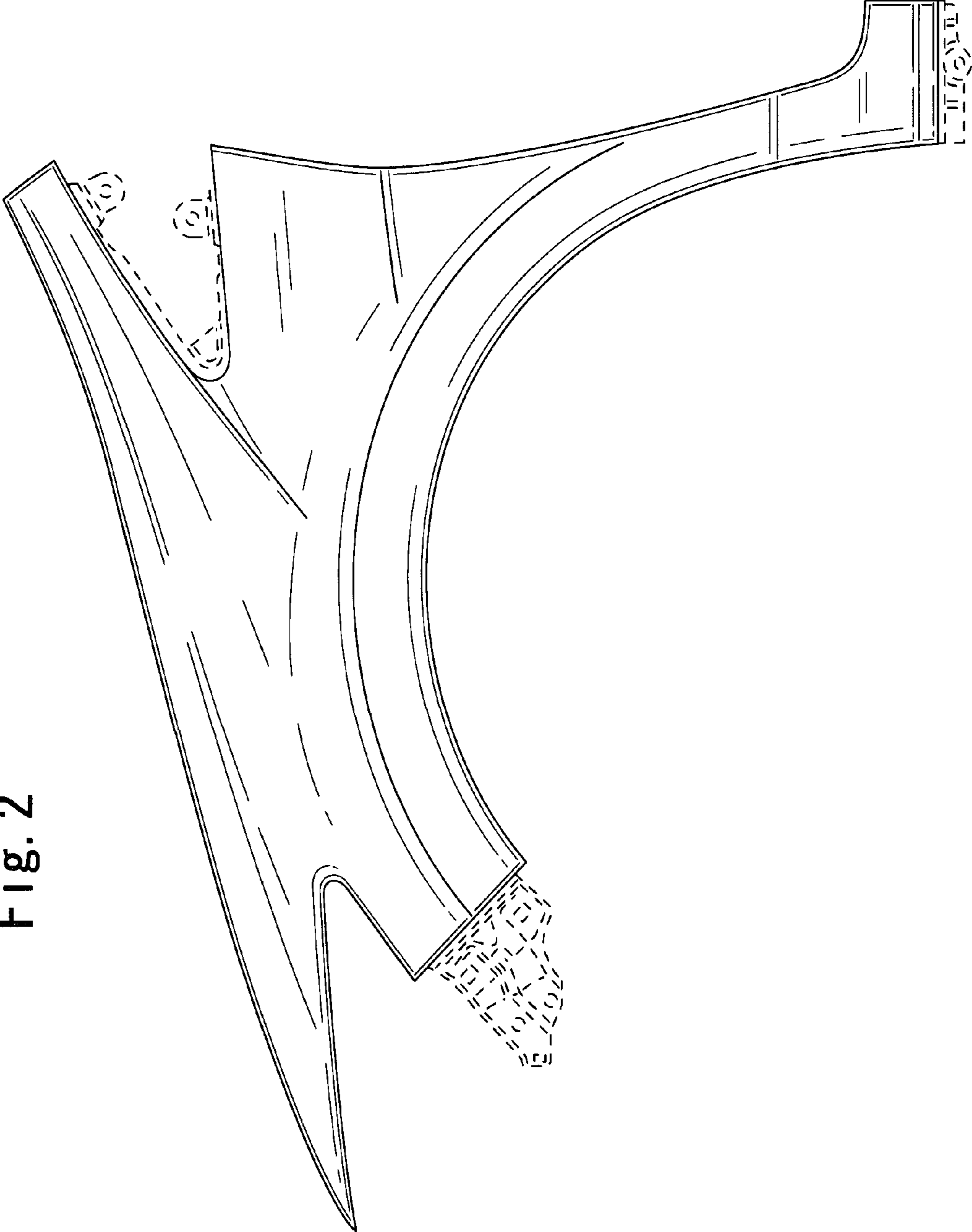
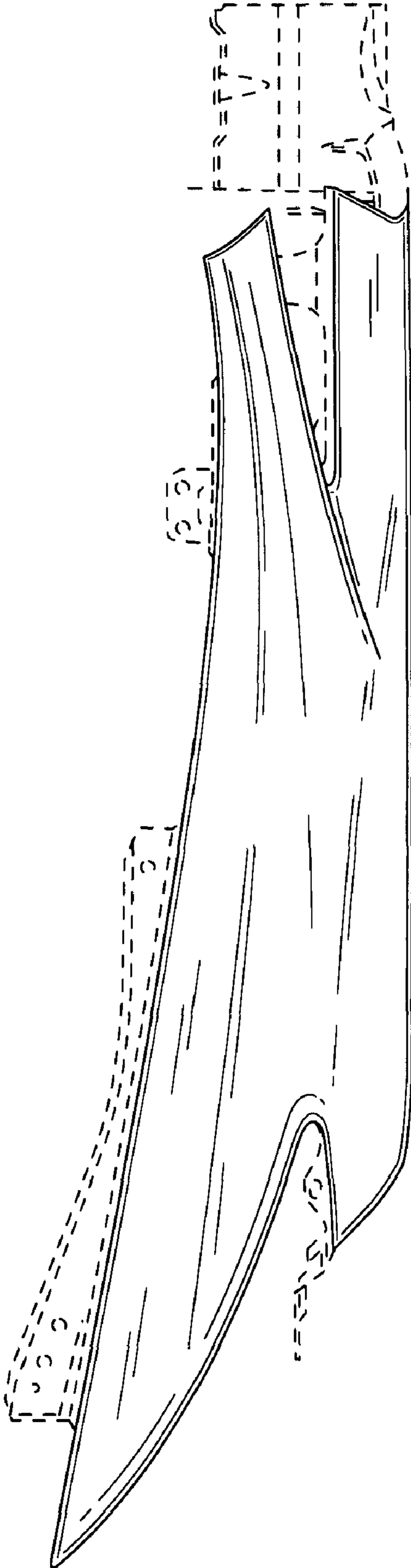


Fig. 3






Fig. 4




Fig. 5