



US00D604677S

(12) **United States Design Patent**
Schiavone et al.

(10) **Patent No.:** **US D604,677 S**
(45) **Date of Patent:** **** Nov. 24, 2009**

(54) **VEHICLE UPPER GRILLE**

- (75) Inventors: **Patrick Schiavone**, Bloomfield, MI (US); **Doyle Letson**, Novi, MI (US); **Hak Soo Ha**, Northville, MI (US); **Lukas Chung**, Royal Oak, MI (US)
- (73) Assignee: **Ford Motor Company**, Dearborn, MI (US)
- (**) Term: **14 Years**
- (21) Appl. No.: **29/336,869**
- (22) Filed: **May 11, 2009**

Related U.S. Application Data

- (63) Continuation of application No. 29/319,321, filed on Jun. 6, 2008, now abandoned.
- (51) **LOC (9) Cl.** **12-16**
- (52) **U.S. Cl.** **D12/163**
- (58) **Field of Classification Search** D12/163, D12/171, 196, 216, 90-92, 86; 180/68.1, 180/68.6; 296/193.11
See application file for complete search history.

(56) **References Cited**

U.S. PATENT DOCUMENTS

- D561,653 S * 2/2008 Platto et al. D12/163
- D566,015 S * 4/2008 Beigel et al. D12/163
- D578,938 S * 10/2008 Walter et al. D12/163
- D579,385 S * 10/2008 Schiavone et al. D12/163

OTHER PUBLICATIONS

New York 2004 Lincoln Concept Aviator, <http://www.a2mac1.net>.
New York 2007 Lincoln MKX V6, <http://www.a2mac1.net>.

* cited by examiner

Primary Examiner—Melody N Brown

(74) *Attorney, Agent, or Firm*—Damian Porcari

(57) **CLAIM**

The ornamental design for a vehicle upper grille, as shown and described.

DESCRIPTION

FIG. 1 is a front elevational view of a left vehicle upper grille, (the right vehicle upper grille is a mirror of the left and is not illustrated);

FIG. 2 is a left side elevational view of the vehicle upper grille;

FIG. 3 is a right side elevational view of the vehicle upper grille;

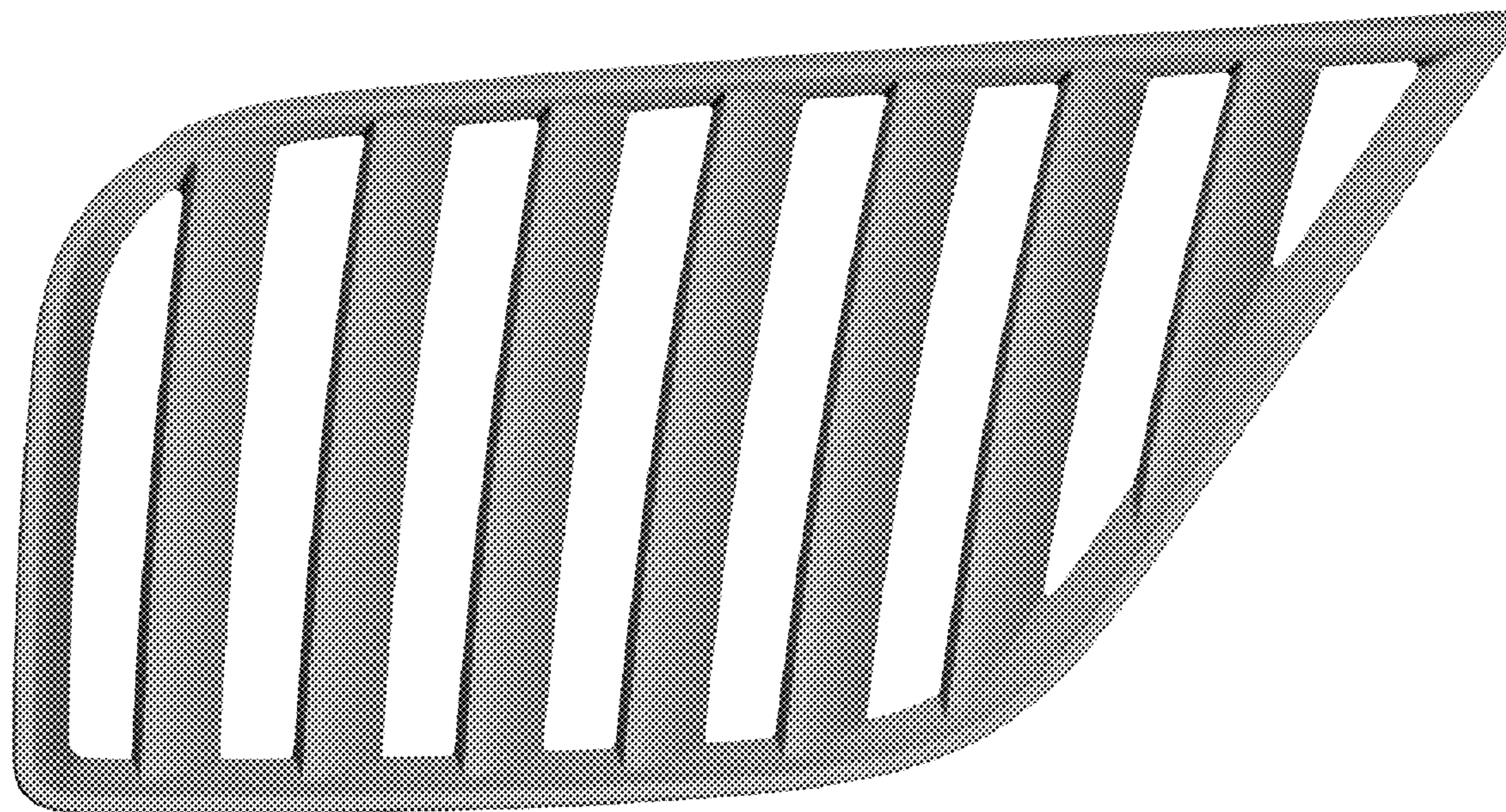
FIG. 4 is a top plan view of the vehicle upper grille;

FIG. 5 is a bottom plan view of the vehicle upper grille; and,

FIG. 6 is a rear elevational view of a left vehicle upper grille.

Shading is used to illustrate the curvature of the part and not color. Views are orthogonal projections unless otherwise noted. The various views are not necessarily to scale in order to better illustrate the design.

1 Claim, 6 Drawing Sheets






Figure 1




Figure 2




Figure 3




Figure 4

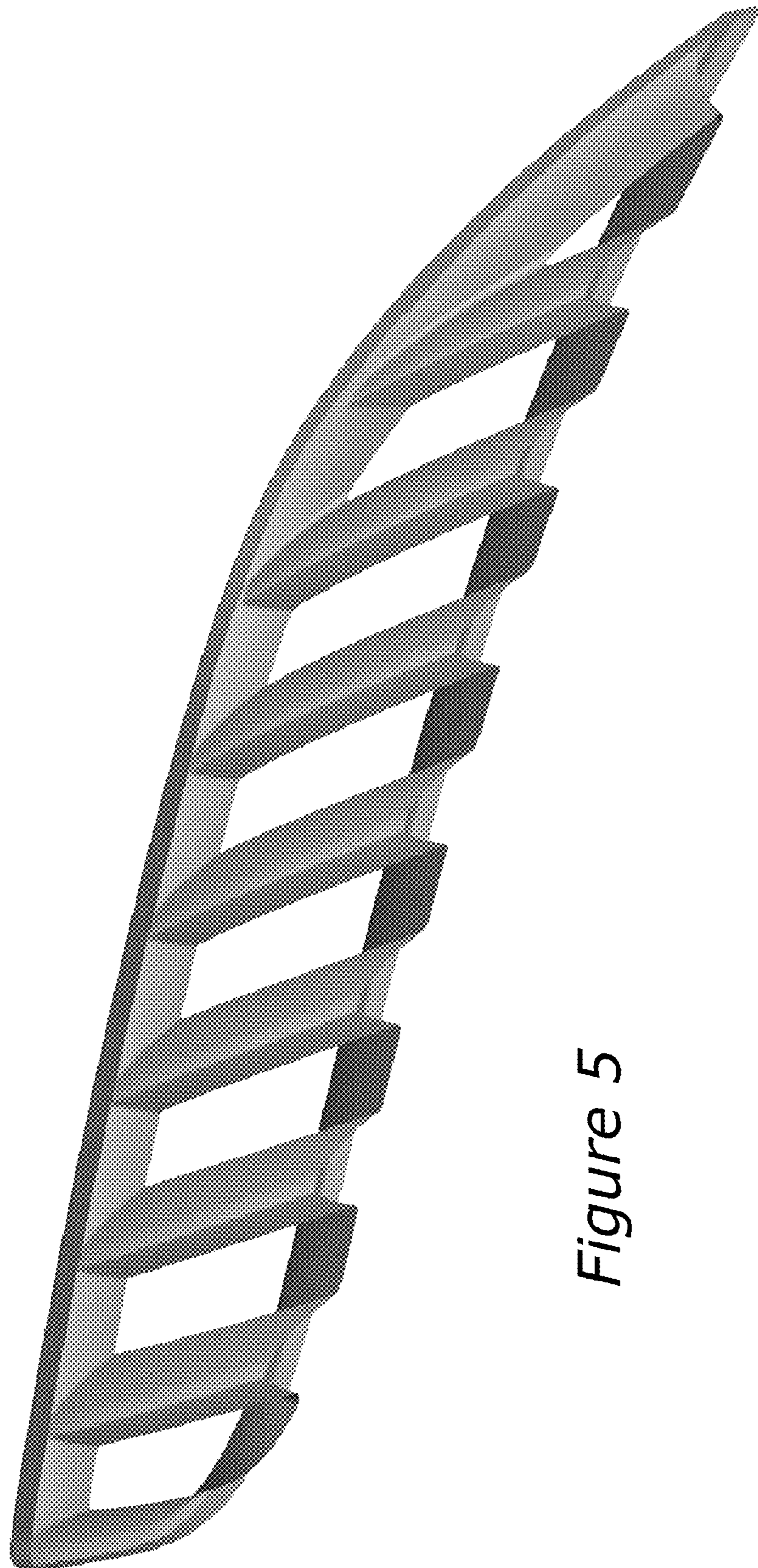


Figure 5



Figure 6