



US00D604654S

(12) **United States Design Patent**  
**Calvani**

(10) **Patent No.:** **US D604,654 S**

(45) **Date of Patent:** **\*\* Nov. 24, 2009**

(54) **BRACELET**

(75) Inventor: **Maria Cristina Calvani**, Cologny (CH)

(73) Assignee: **Rolex Watch U.S.A., Inc.**, New York, NY (US)

(\*\*) Term: **14 Years**

(21) Appl. No.: **29/290,043**

(22) Filed: **Oct. 16, 2007**

(30) **Foreign Application Priority Data**

Apr. 17, 2007 (CH) ..... 133910

(51) **LOC (9) Cl.** ..... **11-01**

(52) **U.S. Cl.** ..... **D11/1**

(58) **Field of Classification Search** ..... D11/1-25,  
D11/81, 93, 94; 63/3, 3.1, 3.2, 4, 5.1, 7,  
63/10, 11, 15, 15.7, 18, 21, 35, 37, 38; 59/78,  
59/79, 79.2, 81, 82, 83; D8/499; 224/175;  
D10/30-39; 368/276, 285, 281-283, 308,  
368/223, 228, 232, 28, 21-27

See application file for complete search history.

(56) **References Cited**

**U.S. PATENT DOCUMENTS**

2,020,163 A \* 11/1935 Salvo et al. .... 24/518  
D163,317 S \* 5/1951 Pagliuca ..... D11/87  
D212,640 S \* 11/1968 Bollier ..... D11/3  
D254,964 S \* 5/1980 Hofman ..... D11/3  
D255,020 S \* 5/1980 Hofman ..... D11/3  
D279,555 S \* 7/1985 Matsuo ..... D11/4  
D285,422 S \* 9/1986 Grimes ..... D11/4  
D323,993 S \* 2/1992 Lee ..... D10/32

D327,440 S \* 6/1992 Galli ..... D11/32  
D333,446 S \* 2/1993 Butler ..... D11/19  
D336,866 S \* 6/1993 Tasou ..... D11/4  
D349,257 S \* 8/1994 Polenberg ..... D11/3  
D386,696 S \* 11/1997 Walch ..... D10/34  
D426,486 S \* 6/2000 Kubo et al. .... D11/1  
D571,249 S \* 6/2008 Frederick et al. .... D11/4

\* cited by examiner

*Primary Examiner*—T. Chase Nelson

*Assistant Examiner*—Michael A Pratt

(74) *Attorney, Agent, or Firm*—Sughrue Mion, PLLC

(57) **CLAIM**

The ornamental design for a bracelet, as shown and described.

**DESCRIPTION**

FIG. 1 is a perspective view of a bracelet showing my new design;

FIG. 2 is a right side elevational view thereof;

FIG. 3 is a front elevational view thereof;

FIG. 4 is a left side elevational view thereof;

FIG. 5 is a bottom plan view thereof;

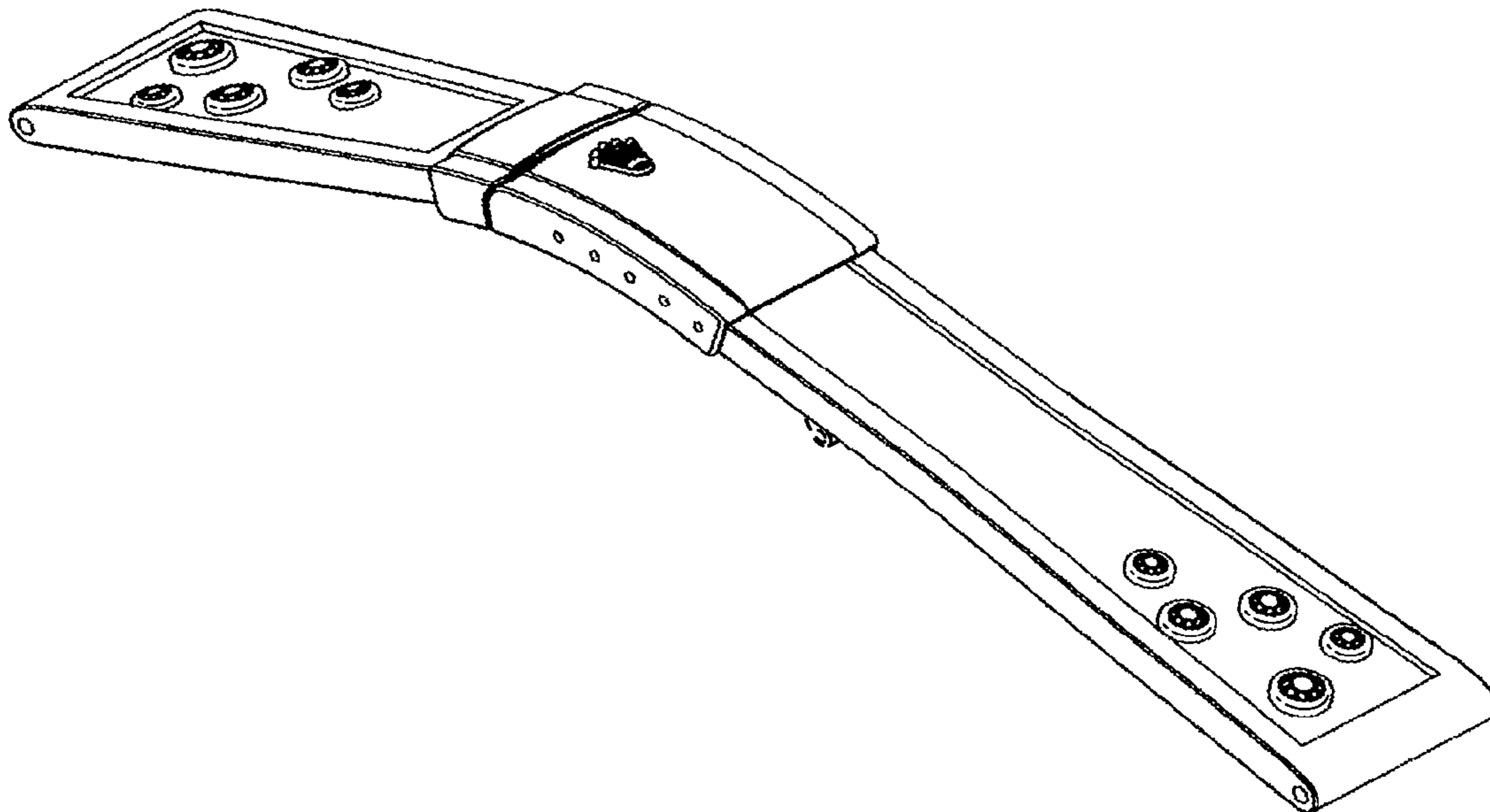
FIG. 6 is a top plan view thereof; and,

FIG. 7 is a rear elevational view thereof.

The Crown depicted in FIGS. 1-6 forming part of the claimed design is a registered trademark of the Rolex Company.

The broken line showing of portions of the bracelet in FIGS. 1, 2, 4 and 7 is included for the purpose of illustrating environment and forms no part of the claimed design.

**1 Claim, 3 Drawing Sheets**



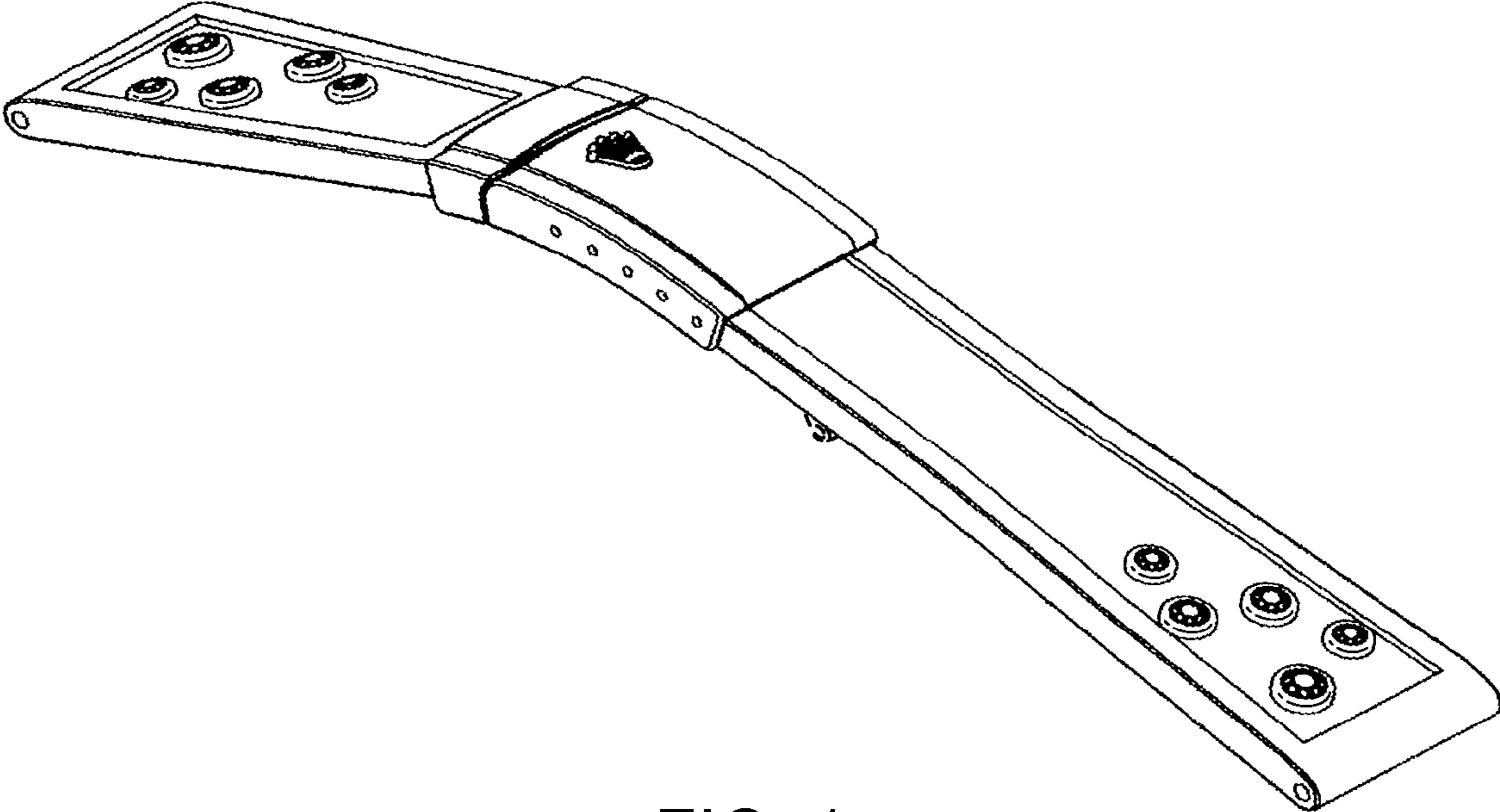


FIG. 1

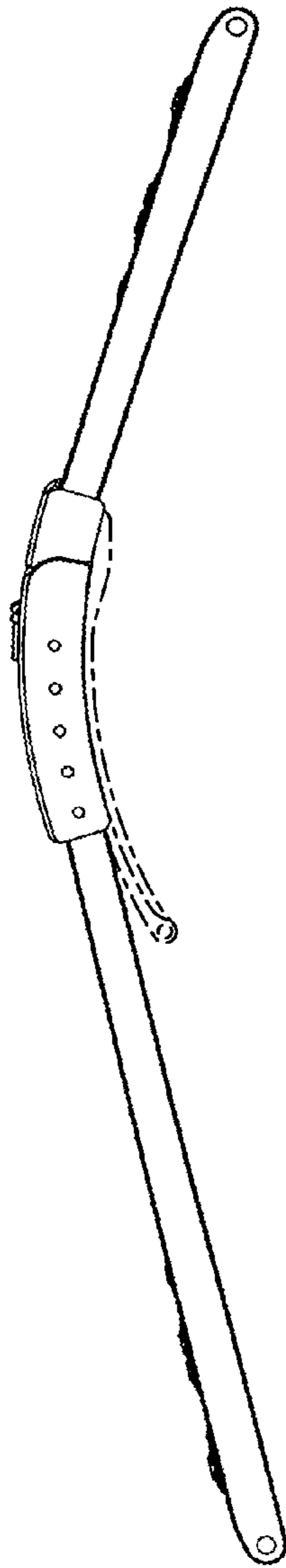


FIG. 2

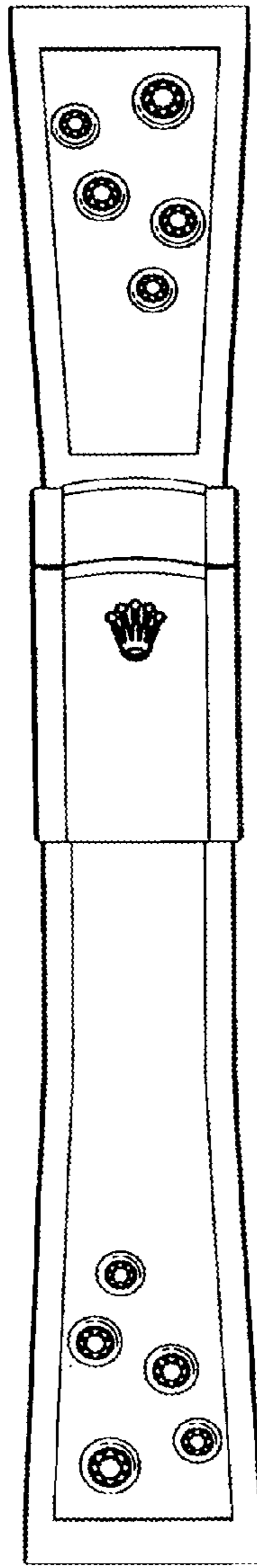


FIG. 3

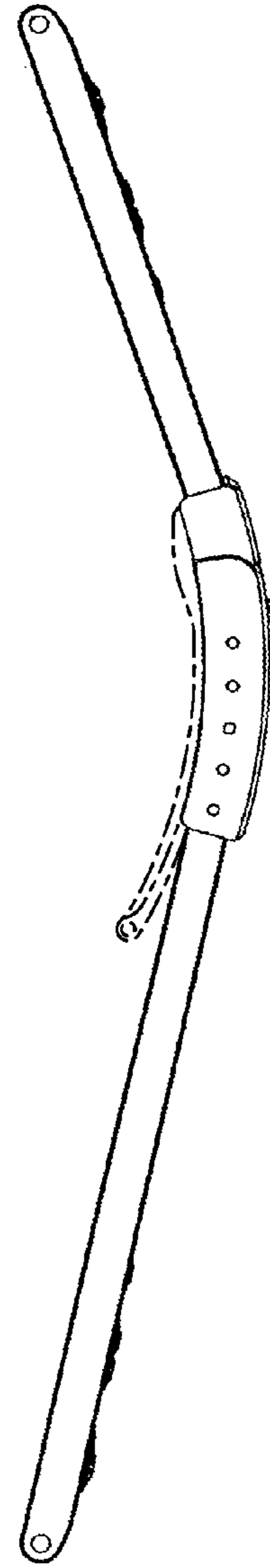


FIG. 4

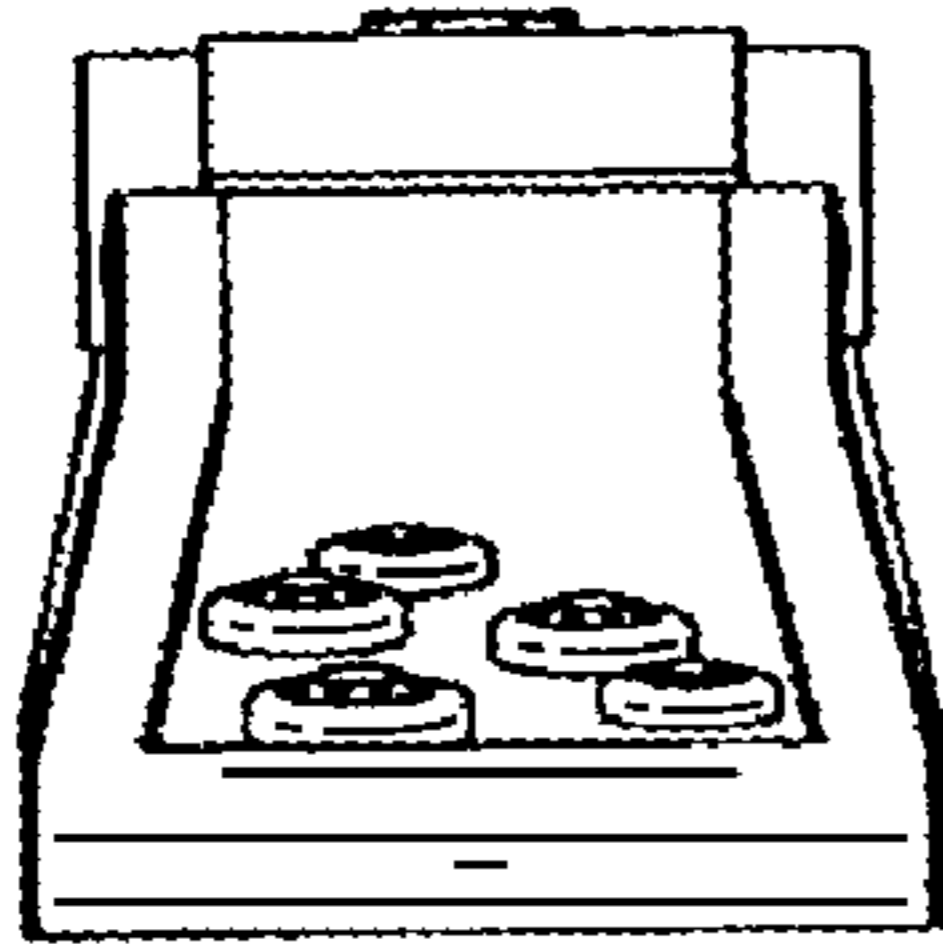


FIG. 5

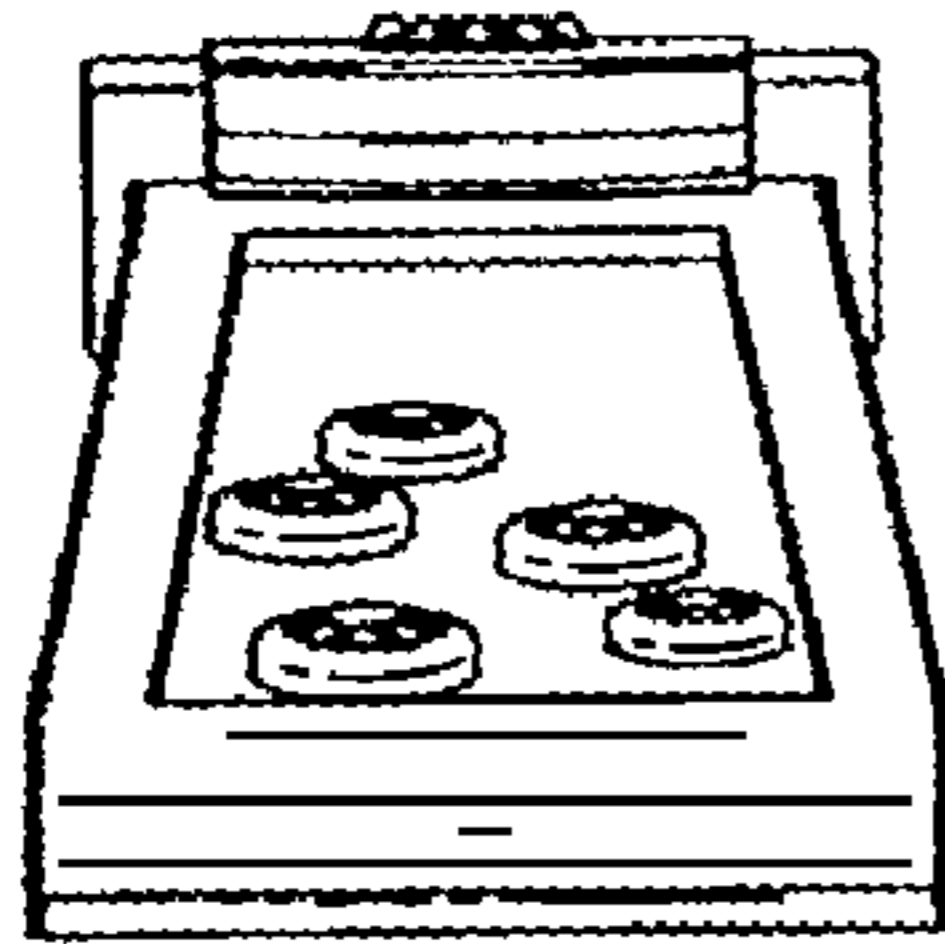


FIG. 6

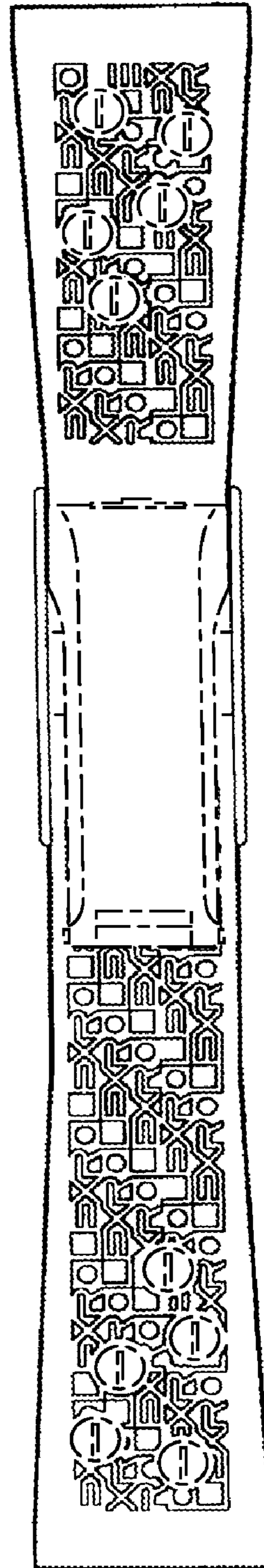


FIG. 7