



US00D604644S

(12) **United States Design Patent**
Ahlström

(10) **Patent No.:** **US D604,644 S**

(45) **Date of Patent:** **** Nov. 24, 2009**

(54) **MULTI-FUNCTION WRISTWATCH**

(75) Inventor: **Mikko Tuomas Ahlström**, Helsinki (FI)

(73) Assignee: **Suunto Oy**, Vantaa (FI)

(**) Term: **14 Years**

(21) Appl. No.: **29/297,728**

(22) Filed: **Nov. 16, 2007**

(51) **LOC (9) Cl.** **10-02**

(52) **U.S. Cl.** **D10/31; D10/32**

(58) **Field of Classification Search** D10/31,
D10/32, 38, 39, 30, 52, 53, 55, 68; D14/344;
D11/3, 4; 368/276, 281, 282, 278, 11

See application file for complete search history.

(56) **References Cited**

U.S. PATENT DOCUMENTS

3,503,203	A *	3/1970	Gruner et al.	368/21
3,911,664	A *	10/1975	Haber	368/224
D250,634	S *	12/1978	Porsche	D10/32
4,358,875	A *	11/1982	Solomon	24/190
D288,668	S *	3/1987	Flury	D10/31
D316,676	S *	5/1991	Houlihan et al.	D10/32
D334,890	S *	4/1993	Meyer	D10/30
D378,498	S *	3/1997	Wettstein	D10/39
D378,576	S *	3/1997	Houlihan	D10/30
D378,740	S *	4/1997	Yamamoto et al.	D10/38
D382,815	S *	8/1997	Riley	D10/30
D385,804	S *	11/1997	Toribio	D10/30
D389,070	S *	1/1998	Galli	D10/30
5,724,317	A *	3/1998	Kubota et al.	368/11
D402,565	S *	12/1998	Sato et al.	D10/32
D403,246	S *	12/1998	Hanagata	D10/30
D415,693	S *	10/1999	Kennedy	D10/30
D445,345	S *	7/2001	Ramos, Jr.	D10/30
D447,063	S *	8/2001	Scheufele	D10/30
D447,427	S *	9/2001	Finazzi	D10/39
6,490,230	B1 *	12/2002	Sakuyama et al.	368/11
6,619,835	B2 *	9/2003	Kita	368/281

D508,038	S *	8/2005	Bonadei	D14/138 R
D509,216	S *	9/2005	Yamamoto et al.	D14/344
D520,384	S *	5/2006	Scheufele	D10/39
D521,879	S *	5/2006	Tonohori	D10/31
D537,367	S *	2/2007	Oshita	D10/31
D541,179	S *	4/2007	Ahlstrom	D10/31
D541,675	S *	5/2007	Ruchonnet	D10/38
D545,697	S *	7/2007	Martin	D10/38
7,242,639	B2 *	7/2007	Blondeau et al.	368/11
D586,668	S *	2/2009	Dias	D10/38
D594,764	S *	6/2009	Ahlstrom	D10/32

* cited by examiner

Primary Examiner—Lucy Lieberman

(74) *Attorney, Agent, or Firm*—Cozen O'Connor

(57) **CLAIM**

I claim the ornamental design for a multi-function wristwatch, as shown and described.

DESCRIPTION

FIG. 1 is a front and right side perspective view of a multi-function wristwatch shown with the band in an assembled position;

FIG. 2 is a front elevation thereof;

FIG. 3 is a rear and left side perspective view thereof;

FIG. 4 is a right side view of the multi-function wristwatch shown with the band in an unassembled position;

FIG. 5 is a bottom plan view of the multi-function wristwatch shown with the band in an unassembled position;

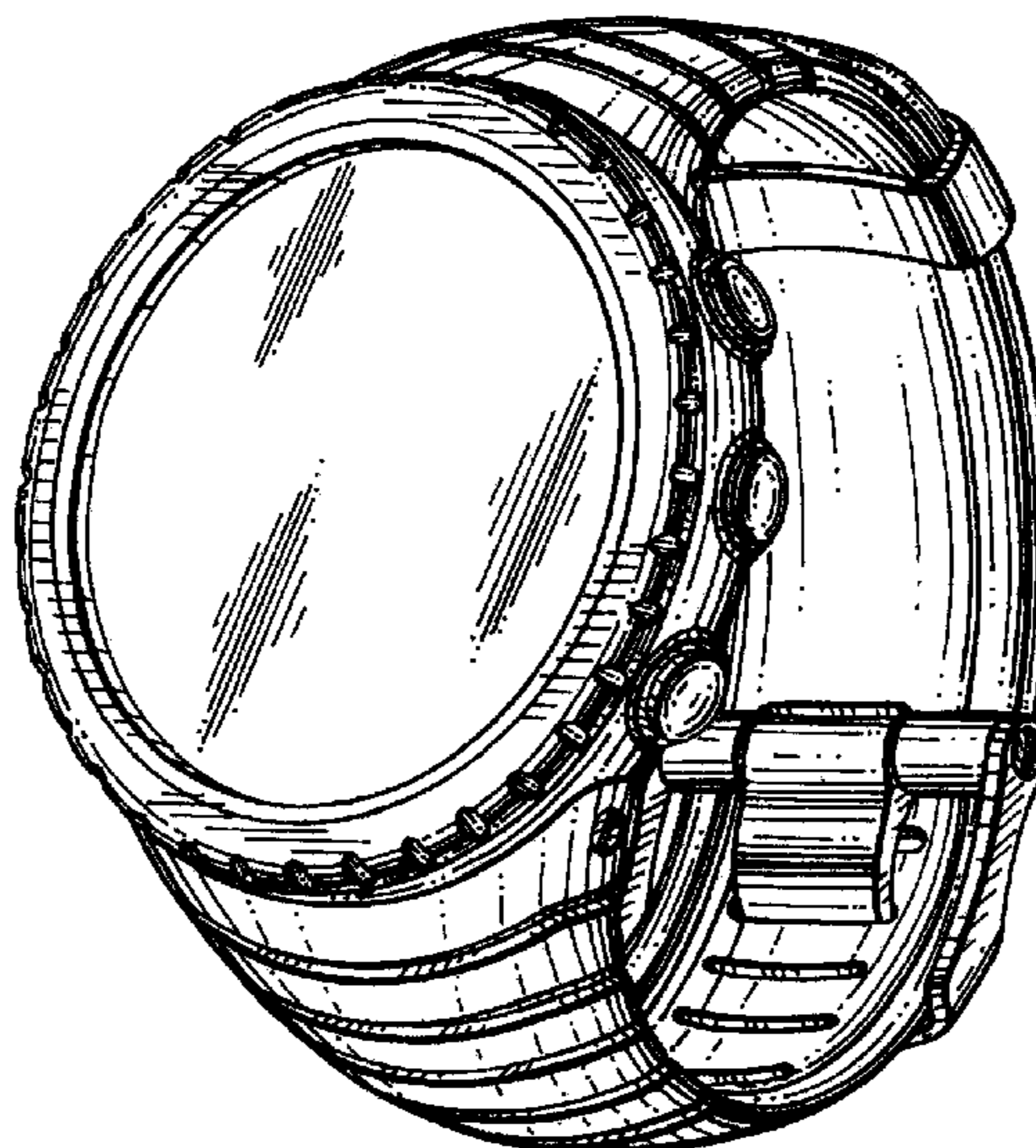
FIG. 6 is a top plan view of the multi-function wristwatch shown with the band in an unassembled position;

FIG. 7 is a left side view of the multi-function wristwatch shown with the band in an unassembled position; and,

FIG. 8 is a rear view of the multi-function wristwatch shown with the band in an unassembled position.

The views in the drawings are shown on different scales.

1 Claim, 6 Drawing Sheets



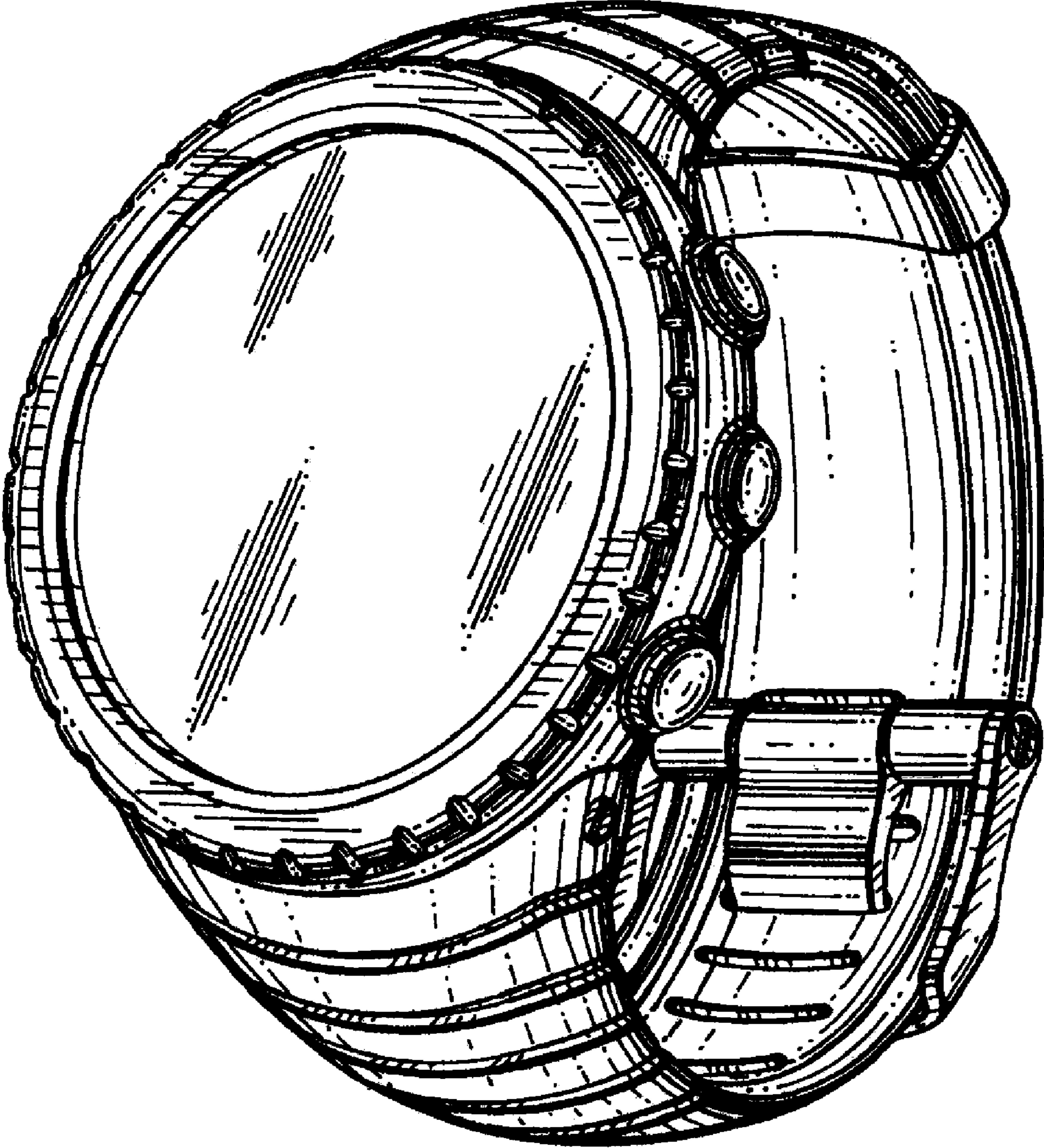


FIG. 1

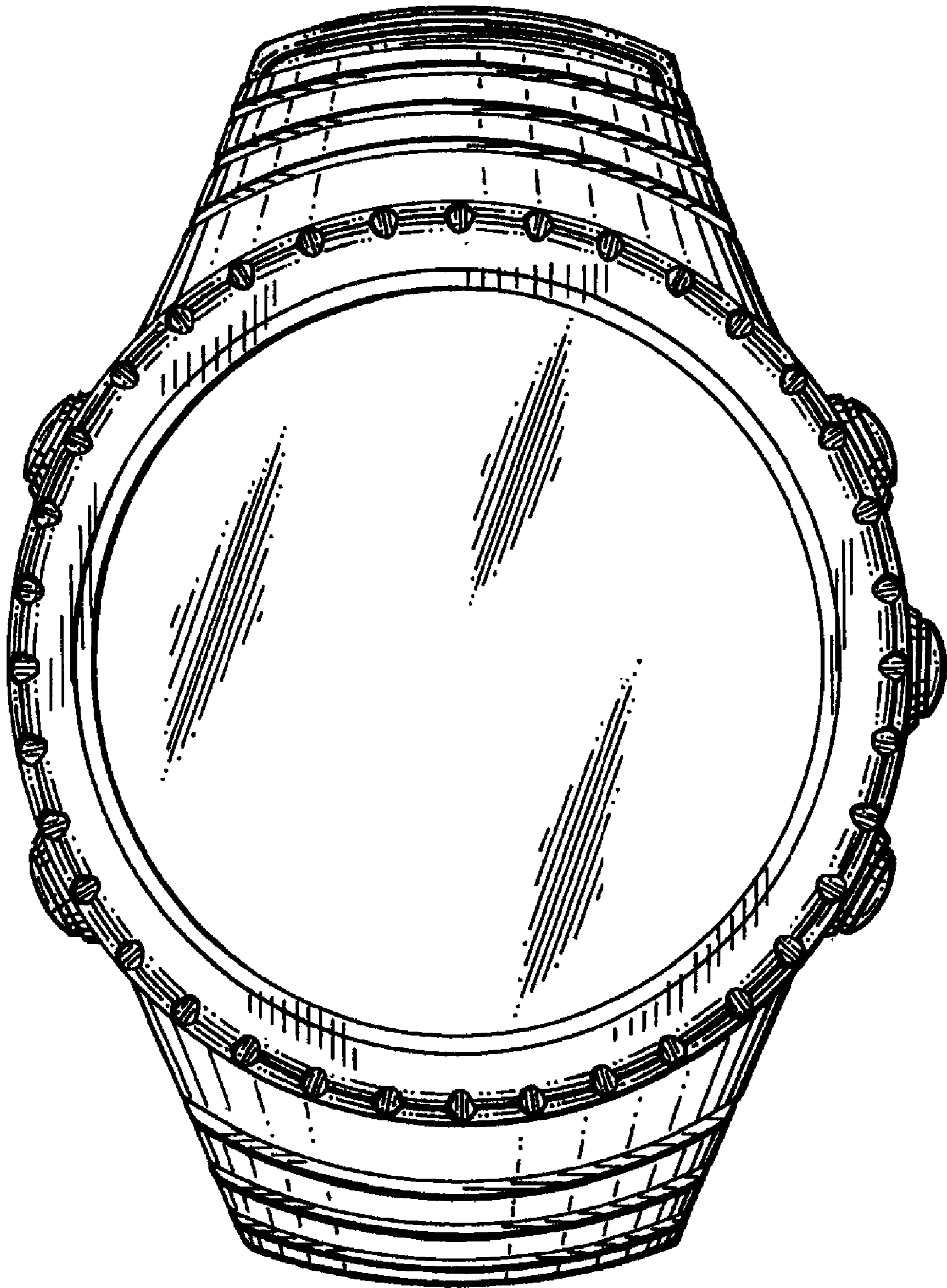


FIG. 2

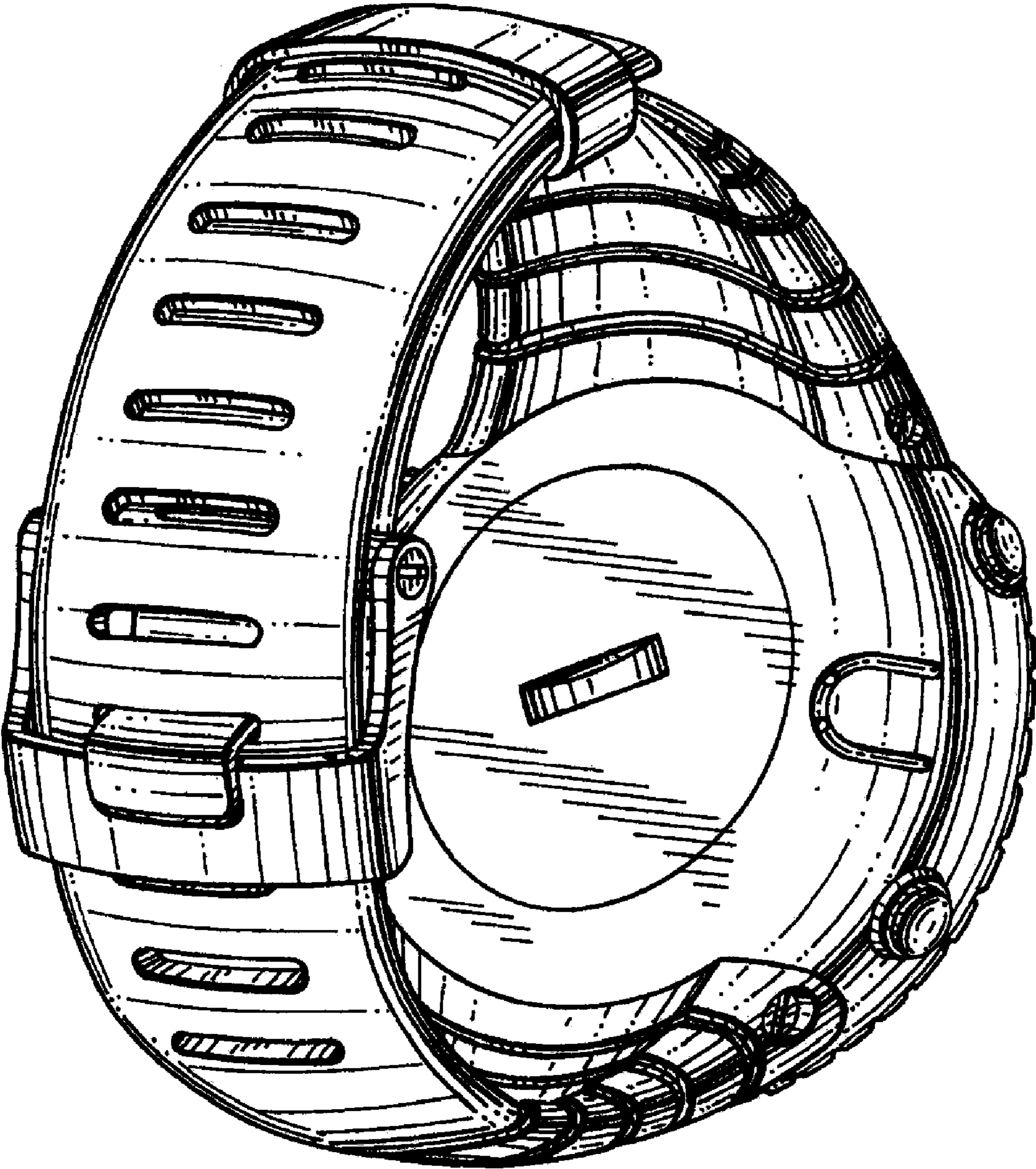


FIG.3

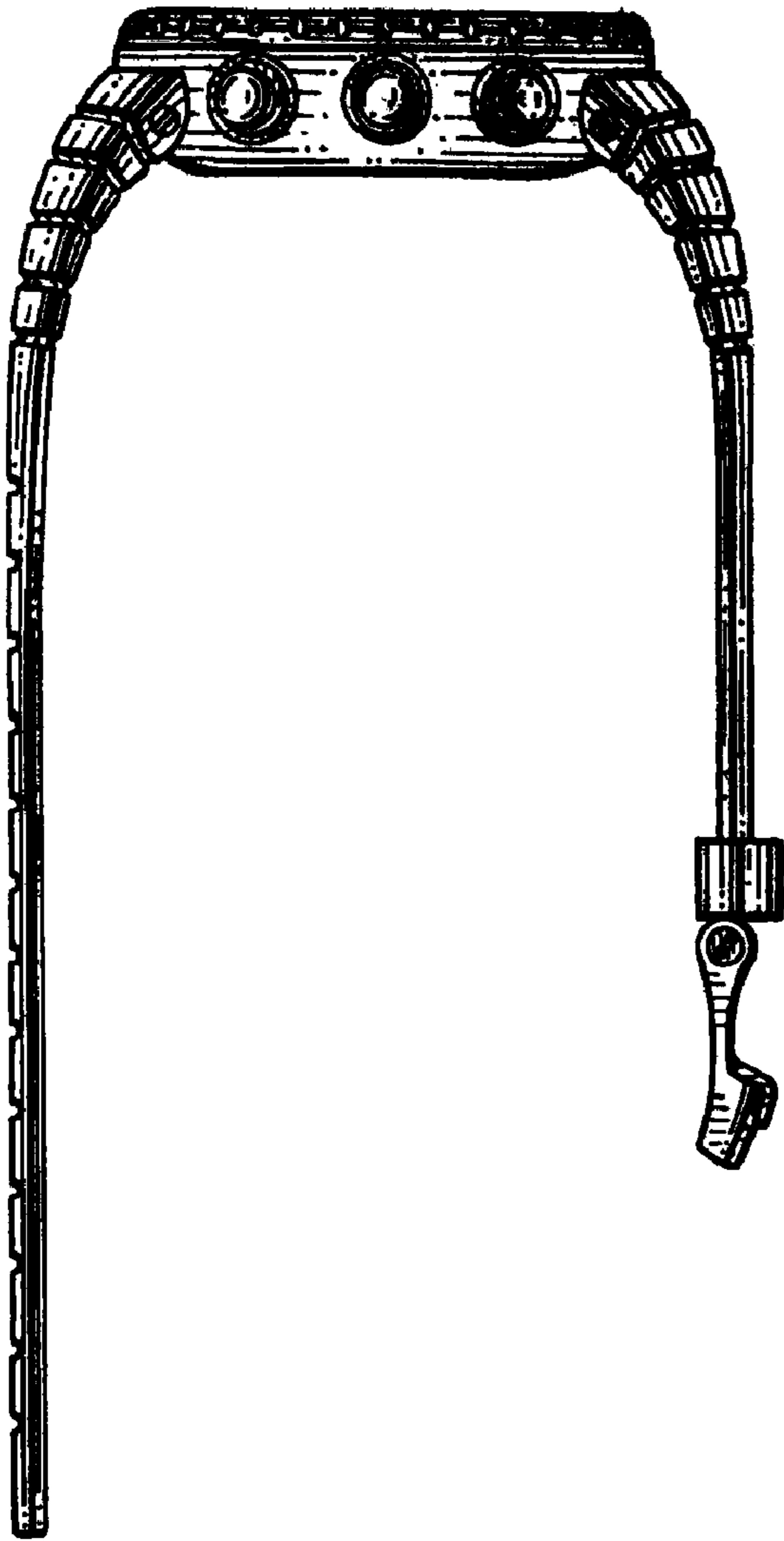


FIG. 4

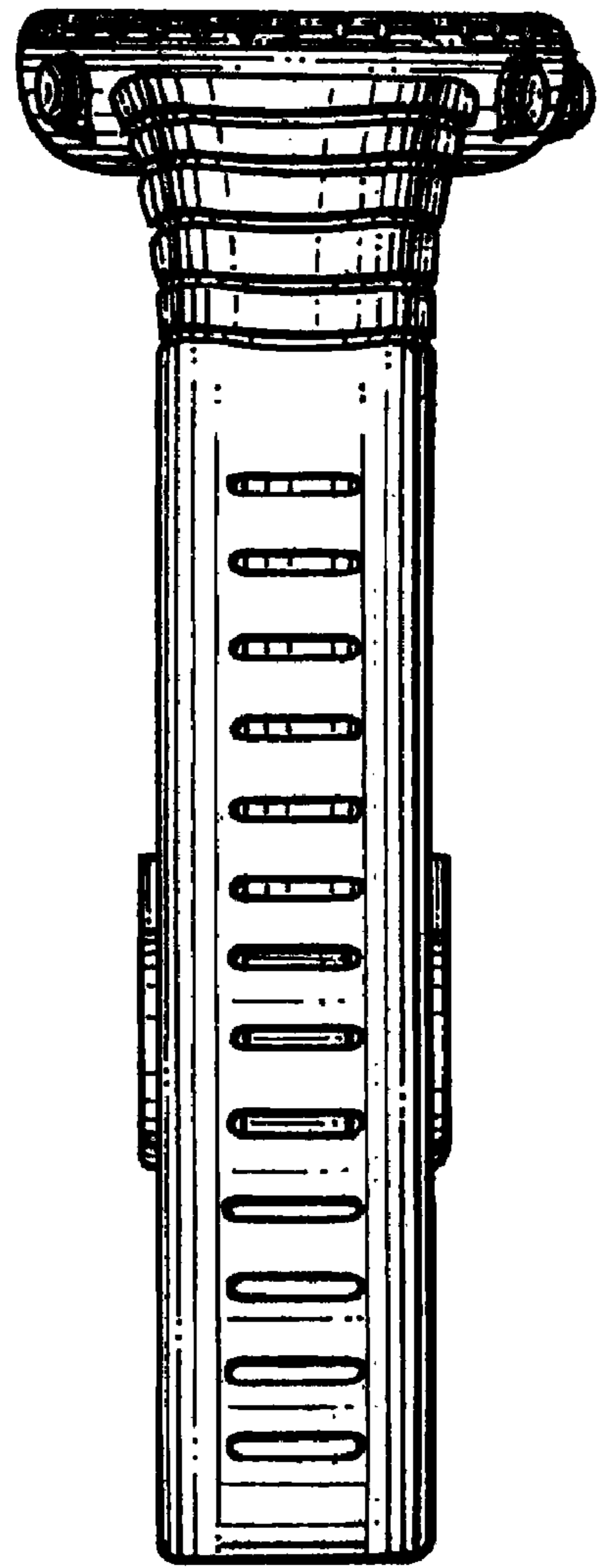


FIG. 5

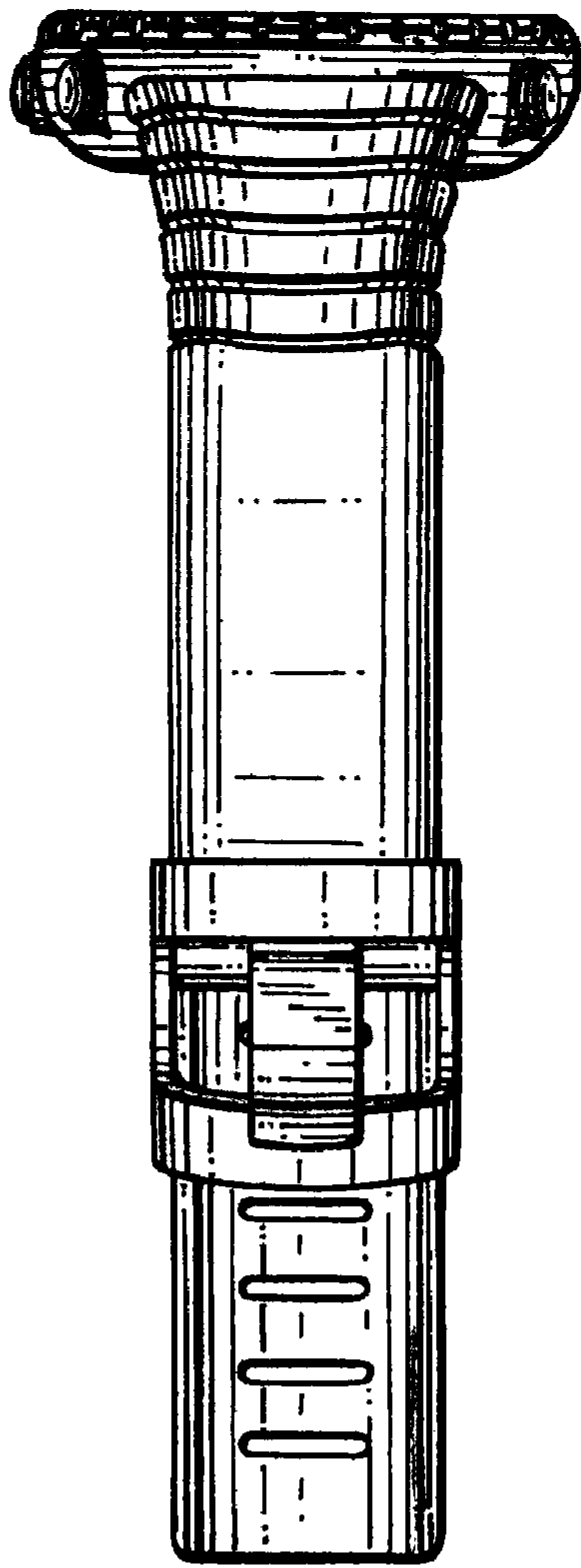


FIG. 6

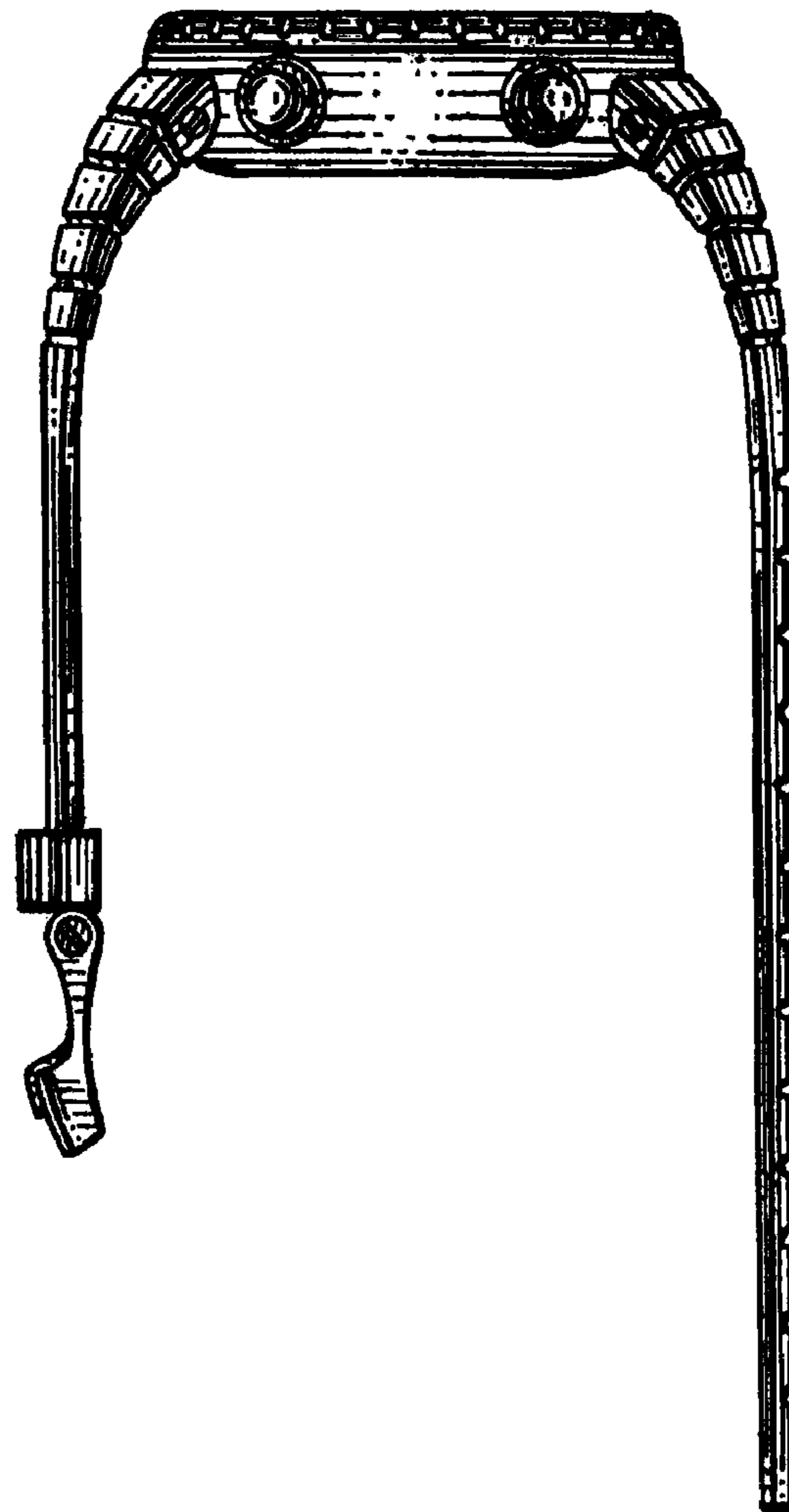


FIG. 7

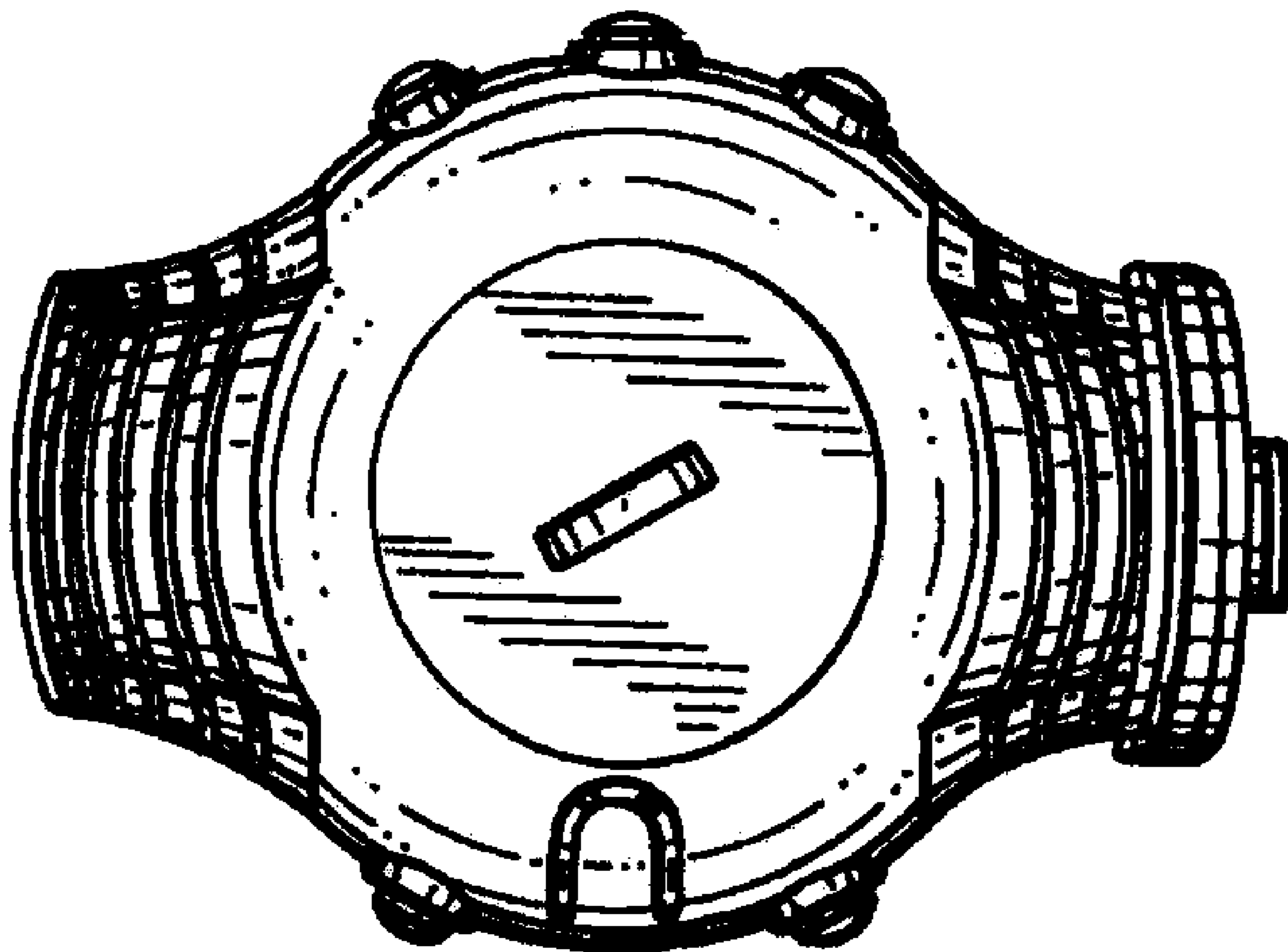


FIG. 8