



US00D604643S

(12) **United States Design Patent**
Ahlström

(10) **Patent No.:** **US D604,643 S**

(45) **Date of Patent:** **** Nov. 24, 2009**

(54) **MULTI-FUNCTION WRISTWATCH**

(75) Inventor: **Mikko Tuomas Ahlström**, Helsinki (FI)

(73) Assignee: **Suunto Oy**, Vantaa (FI)

(**) Term: **14 Years**

(21) Appl. No.: **29/297,726**

(22) Filed: **Nov. 16, 2007**

(30) **Foreign Application Priority Data**

May 16, 2007 (EM) 000723838

(51) **LOC (9) Cl.** **10-02**

(52) **U.S. Cl.** **D10/31; D10/32**

(58) **Field of Classification Search** D10/31,
D10/32, 38, 39, 33, 34, 35, 36, 30, 52, 53,
D10/55, 68; D14/344; D11/3, 4; 368/276,
368/281, 282, 278, 11

See application file for complete search history.

(56) **References Cited**

U.S. PATENT DOCUMENTS

D127,018	S	*	5/1941	Fingerhut	D10/32
D136,558	S	*	10/1943	Searer	D11/3
D144,293	S	*	4/1946	Evans	D11/5
D147,018	S	*	7/1947	Rosenberg	D11/4
D288,668	S	*	3/1987	Flury	D10/31
D321,665	S	*	11/1991	Crocco	D10/32
D322,037	S	*	12/1991	Takani	D10/32
D327,225	S	*	6/1992	Crocco	D10/32
D327,440	S	*	6/1992	Galli	D11/32
D349,257	S	*	8/1994	Polenberg	D11/3
D351,110	S	*	10/1994	Kaneko	D10/32
D351,558	S	*	10/1994	Moon	D10/32
D352,468	S	*	11/1994	Kaneko	D10/32
D352,670	S	*	11/1994	Kaneko	D11/3
D389,416	S	*	1/1998	Borel	D10/32
5,724,317	A	*	3/1998	Kubota et al.	368/11
6,285,289	B1	*	9/2001	Thornblad	340/628
6,490,230	B1	*	12/2002	Sakuyama et al.	368/11

D508,038	S	*	8/2005	Bonadei	D14/138 R
D509,216	S	*	9/2005	Yamamoto et al.	D14/344
D521,879	S	*	5/2006	Tonohori	D10/31
D541,179	S	*	4/2007	Ahlstrom	D10/31
D545,697	S	*	7/2007	Martin	D10/38
7,242,639	B2	*	7/2007	Blondeau et al.	368/11
D568,175	S	*	5/2008	Martinez et al.	D10/32
D568,179	S	*	5/2008	Shafa	D10/32
D574,262	S	*	8/2008	Martinez et al.	D10/32
D594,764	S	*	6/2009	Ahlstrom	D10/32

* cited by examiner

Primary Examiner—Lucy Lieberman

(74) *Attorney, Agent, or Firm*—Cozen O'Connor

(57) **CLAIM**

I claim the ornamental design for a multi-function wristwatch, as shown and described.

DESCRIPTION

FIG. 1 is a front and right side perspective view of a multi-function wristwatch shown with the band in an assembled position;

FIG. 2 is a front elevation thereof;

FIG. 3 is a rear and left side perspective view thereof;

FIG. 4 is a right side view of the multi-function wristwatch shown with the band in an unassembled position;

FIG. 5 is a bottom plan view of the multi-function wristwatch shown with the band in an unassembled position;

FIG. 6 is a top plan view of the multi-function wristwatch shown with the band in an unassembled position;

FIG. 7 is a left side view of the multi-function wristwatch shown with the band in an unassembled position; and,

FIG. 8 is a rear view of the multi-function wristwatch shown with the band in an unassembled position.

FIGS. 4 through 8 in the drawings are shown on a reduced scale.

1 Claim, 6 Drawing Sheets



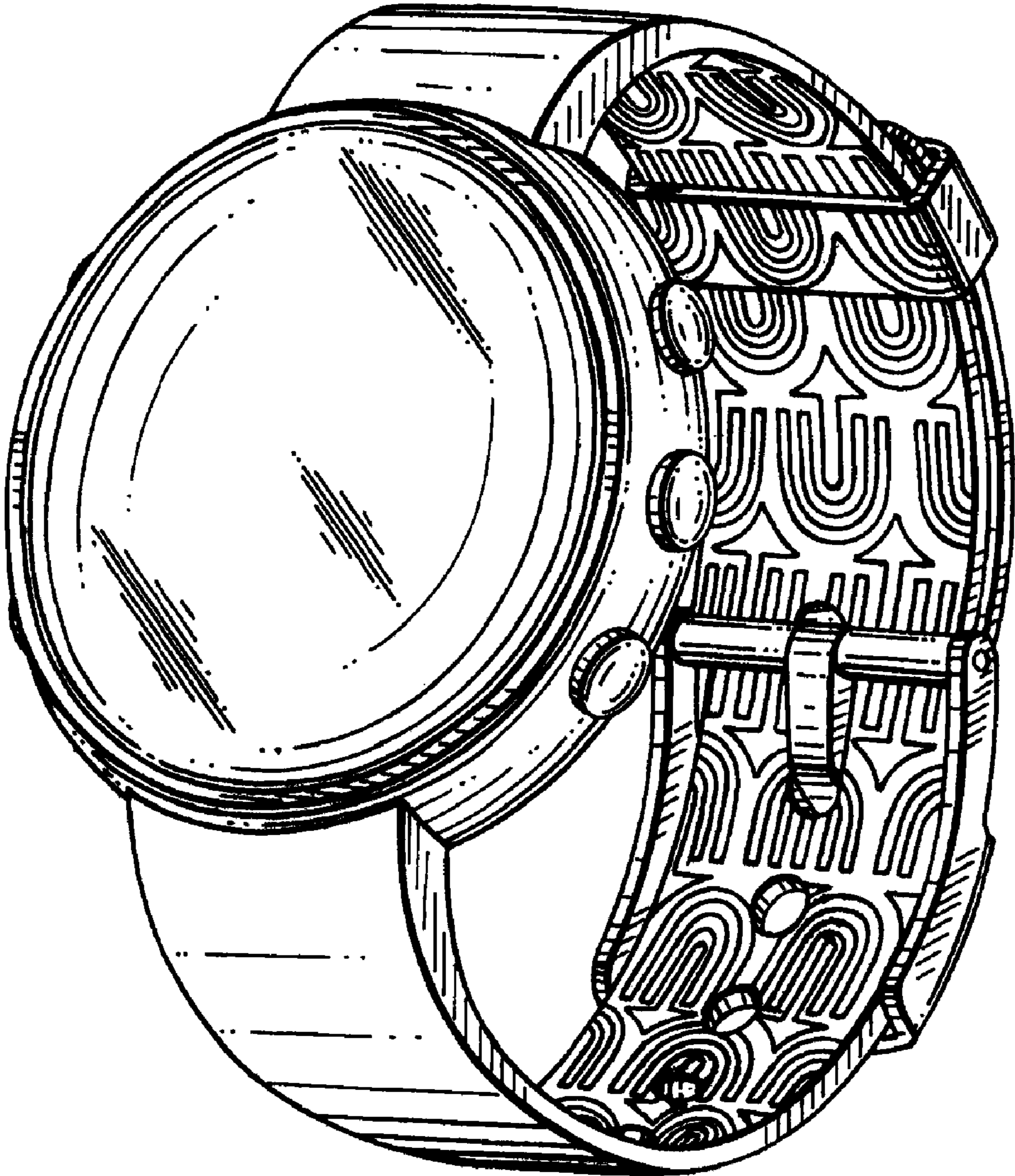


FIG. 1

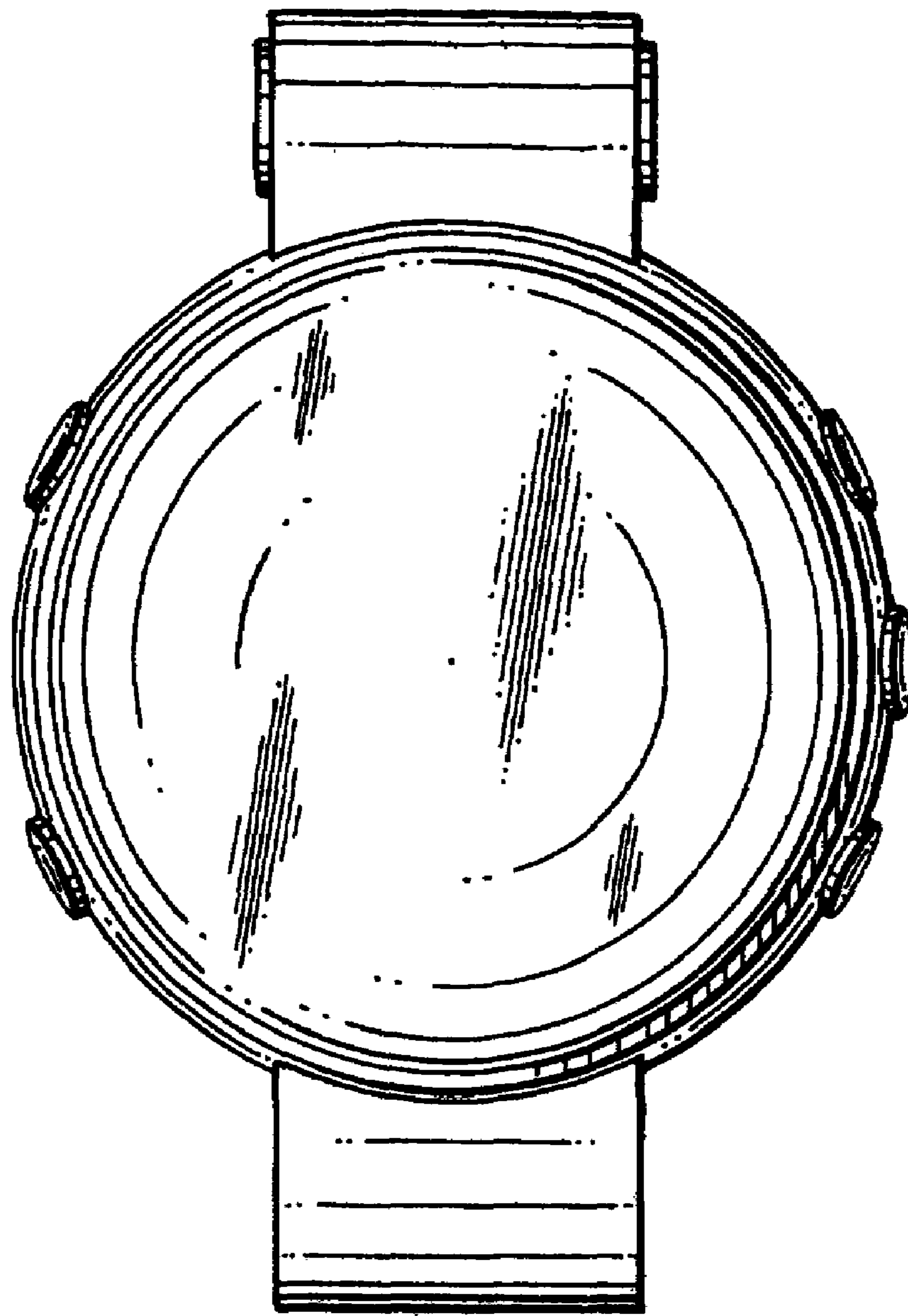


FIG.2

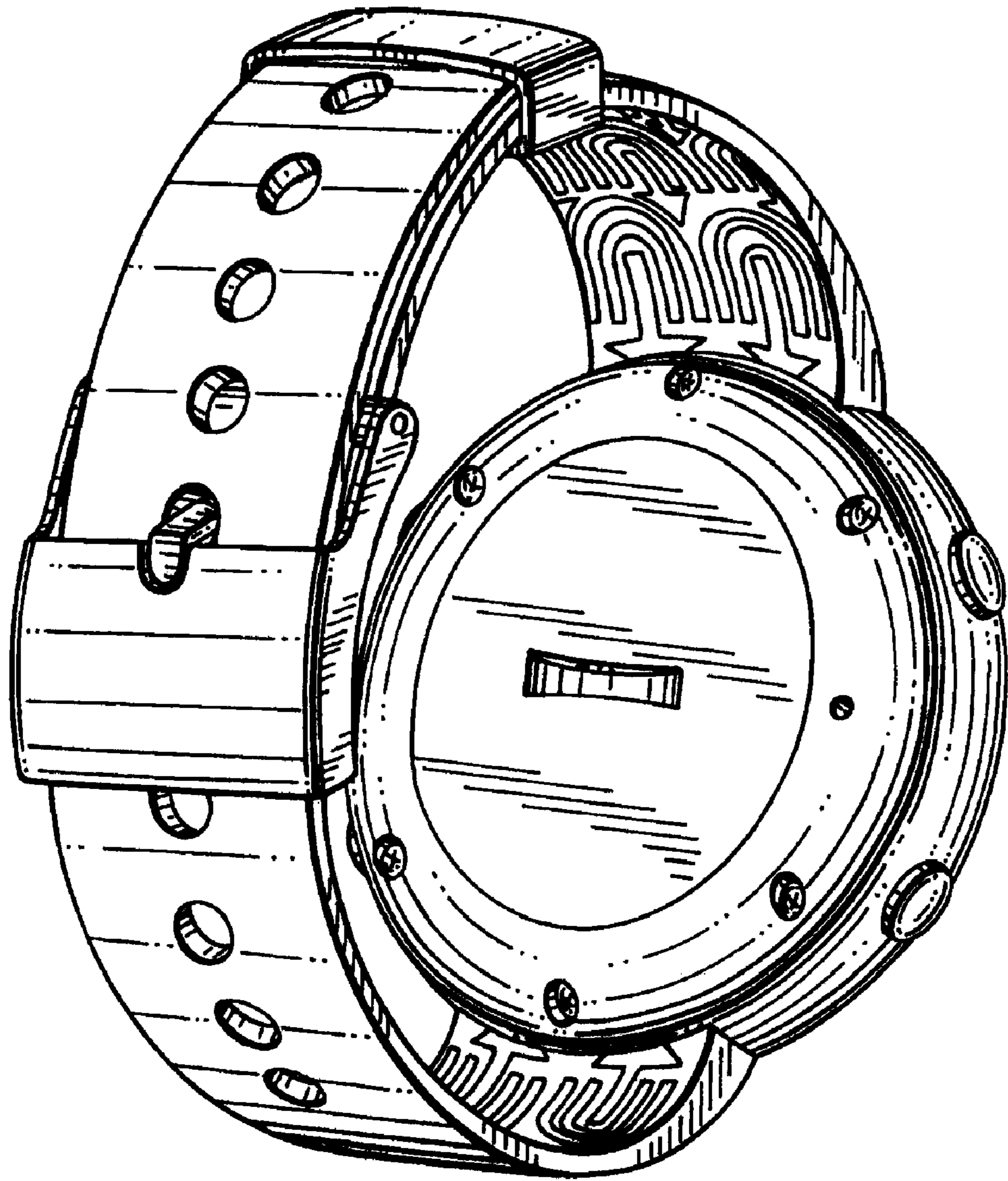


FIG.3

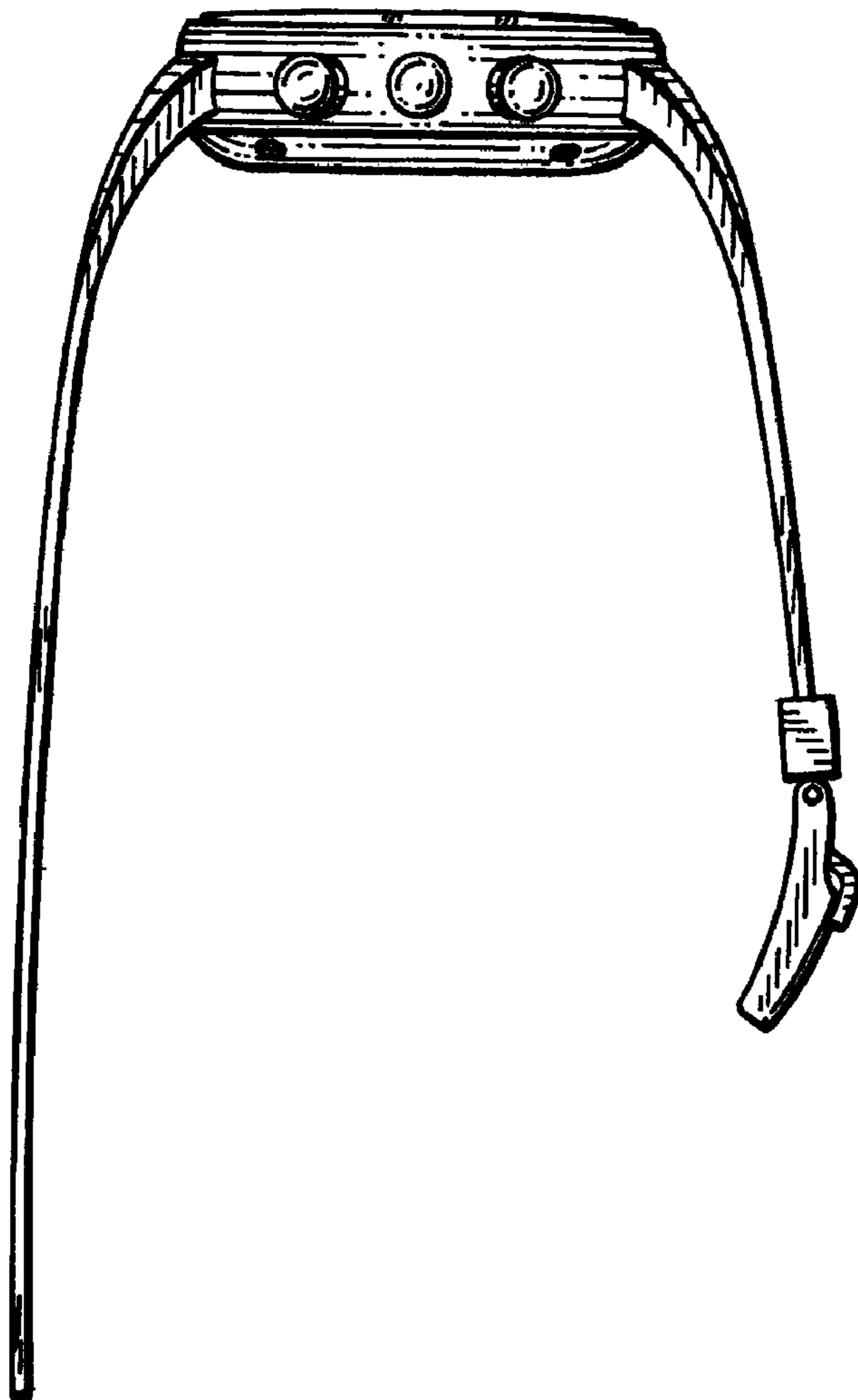


FIG. 4

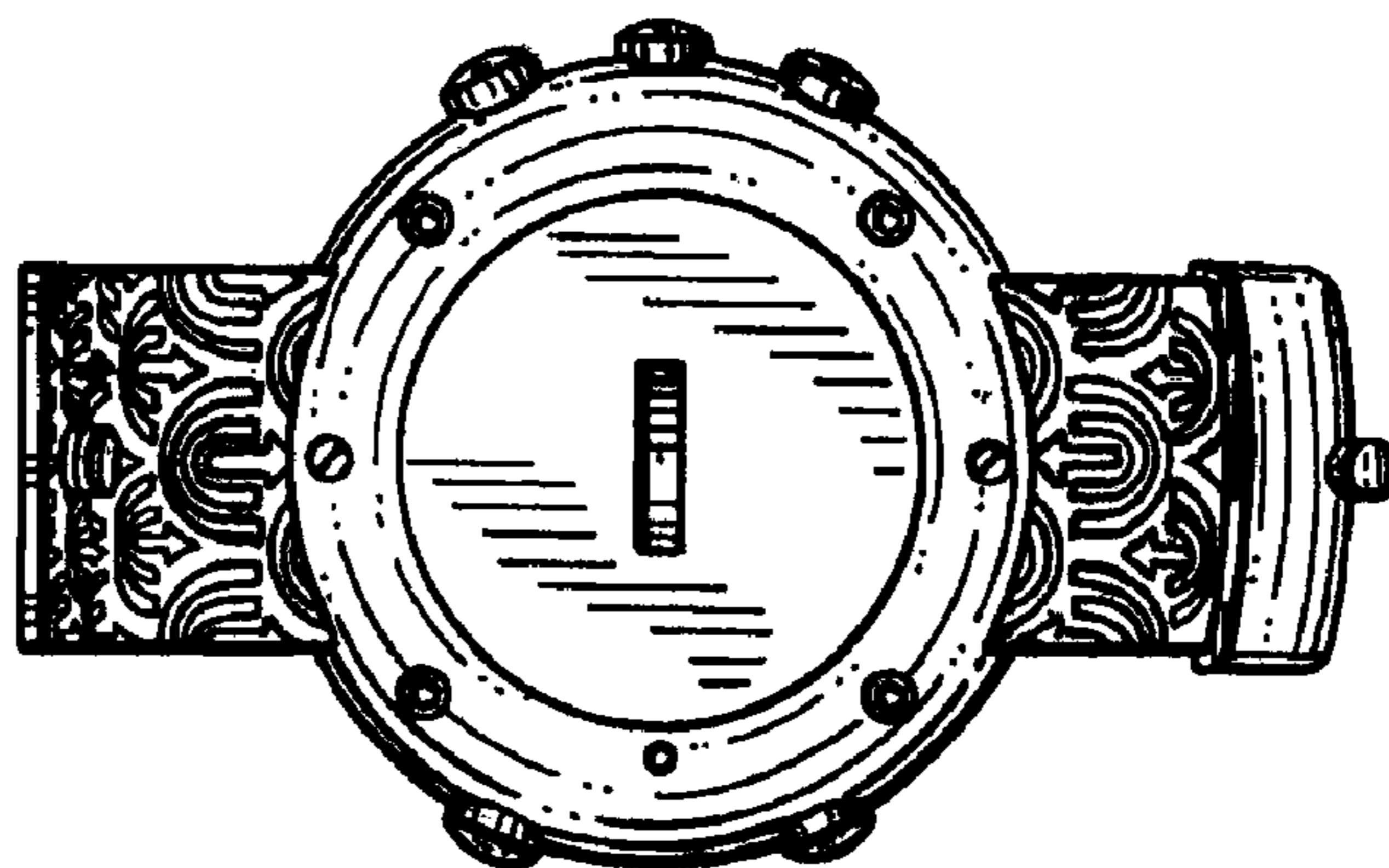


FIG. 8

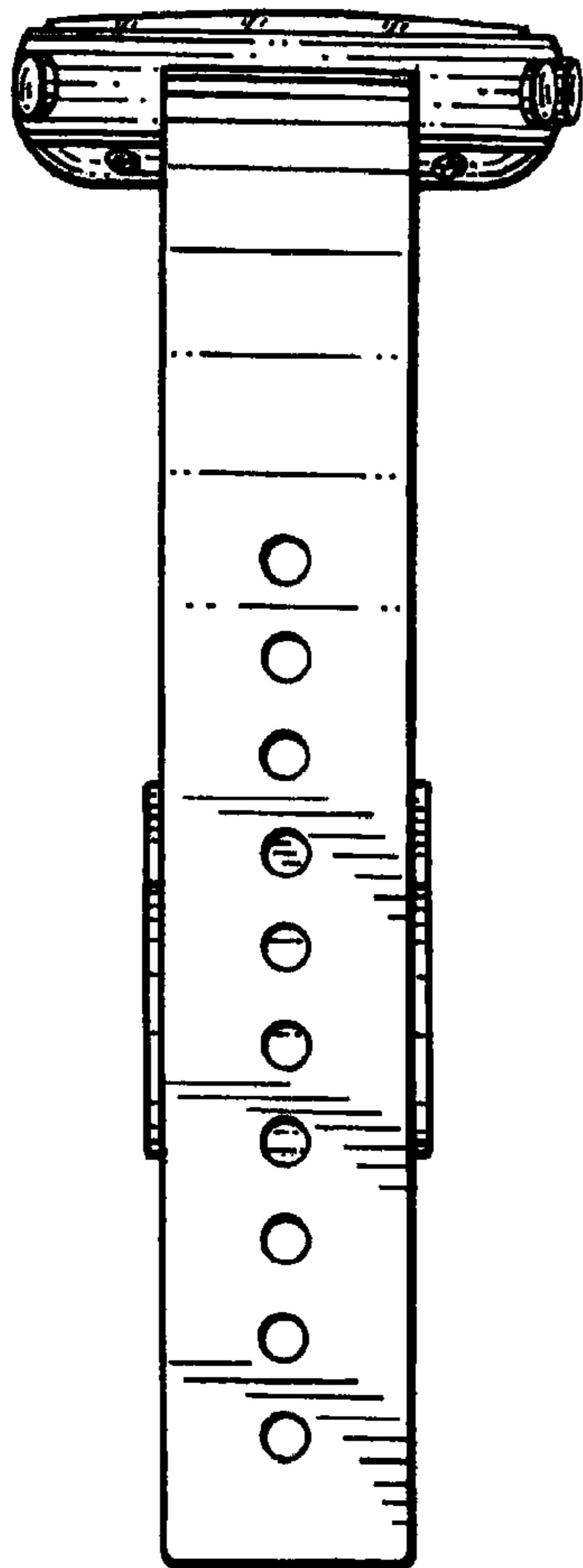


FIG. 5

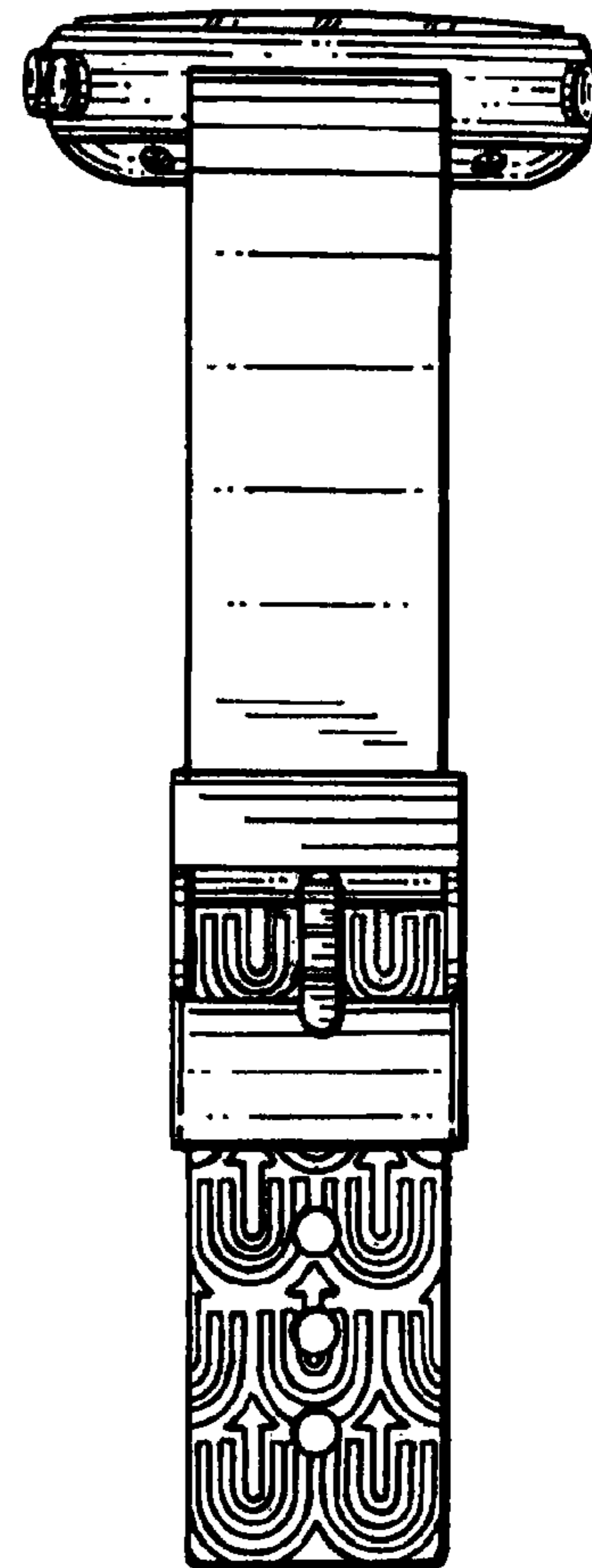


FIG. 6

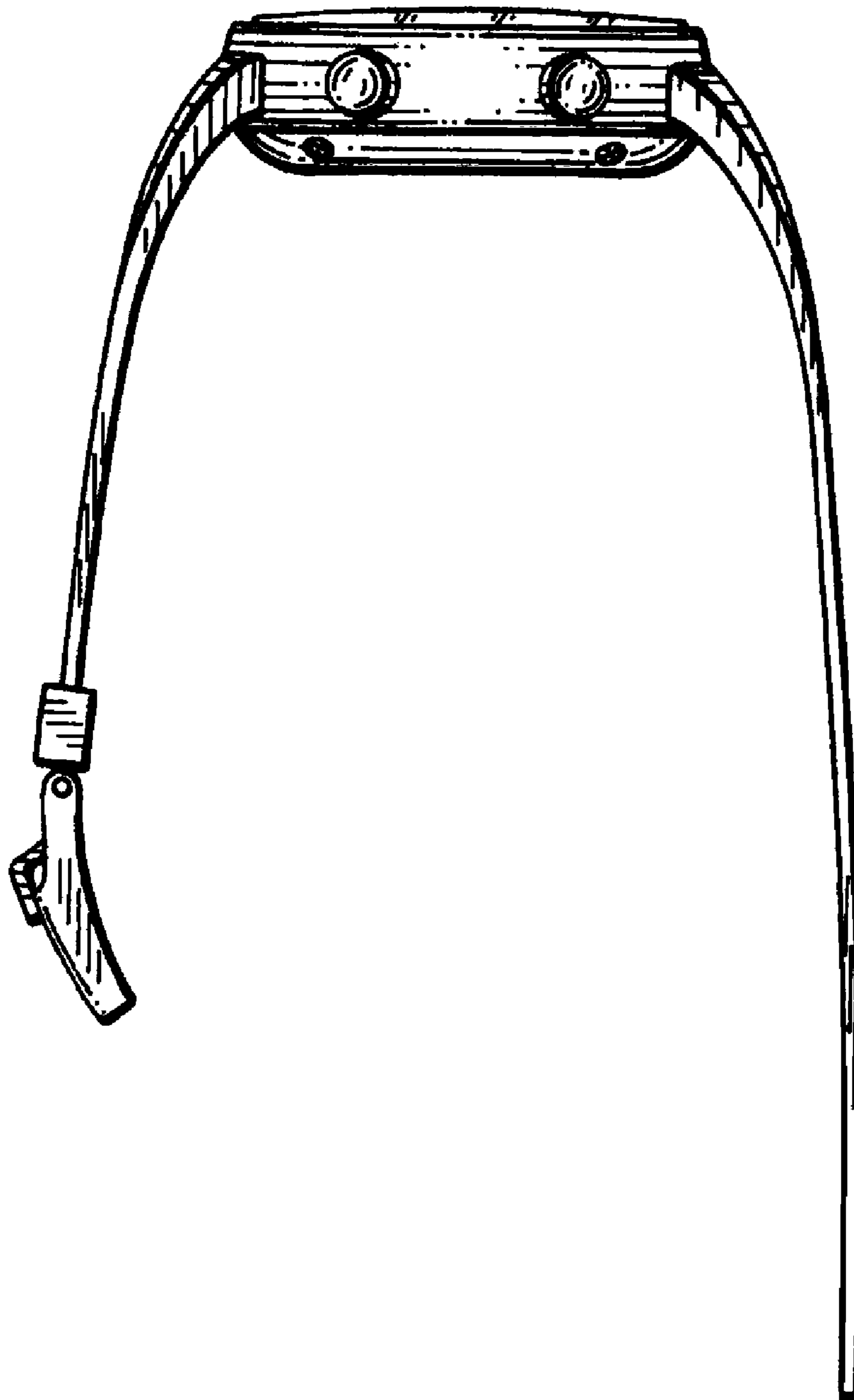


FIG. 7