



US00D604640S

(12) **United States Design Patent**
Renz et al.

(10) **Patent No.:** **US D604,640 S**

(45) **Date of Patent:** **** Nov. 24, 2009**

(54) **CANISTER**

(75) Inventors: **Charles J. Renz**, Briarcliff Manor, NY
(US); **Diana Sierra**, North Bergen, NJ
(US)

(73) Assignee: **Playtex Products, Inc.**, Westport, CT
(US)

(**) Term: **14 Years**

(21) Appl. No.: **29/308,031**

(22) Filed: **May 23, 2008**

(51) **LOC (9) Cl.** **09-02**

(52) **U.S. Cl.** **D9/776; D9/500**

(58) **Field of Classification Search** D9/500,
D9/502-505, 516, 537-539, 545, 549, 551,
D9/686, 688-692, 763-764, 772, 776-779;
D99/5; D11/143, 146, 152-154; D26/6;
215/379, 381-384; 220/660, 669-673, 675
See application file for complete search history.

(56) **References Cited**

U.S. PATENT DOCUMENTS

D70,128 S * 5/1926 Lents D9/551
D116,912 S * 10/1939 Briner D9/551

D217,585 S * 5/1970 Lambelet D9/500
D219,262 S * 11/1970 Lambelet D9/500
D540,194 S * 4/2007 Cummings D9/767
D580,763 S * 11/2008 Perez D9/500
D582,279 S * 12/2008 Darr et al. D9/516

* cited by examiner

Primary Examiner—Ian Simmons

Assistant Examiner—Dana L Sipos

(74) *Attorney, Agent, or Firm*—Ohlandt, Greeley, Ruggiero
& Perle, L.L.P.

(57) **CLAIM**

We claim the ornamental design for a canister, as shown and described.

DESCRIPTION

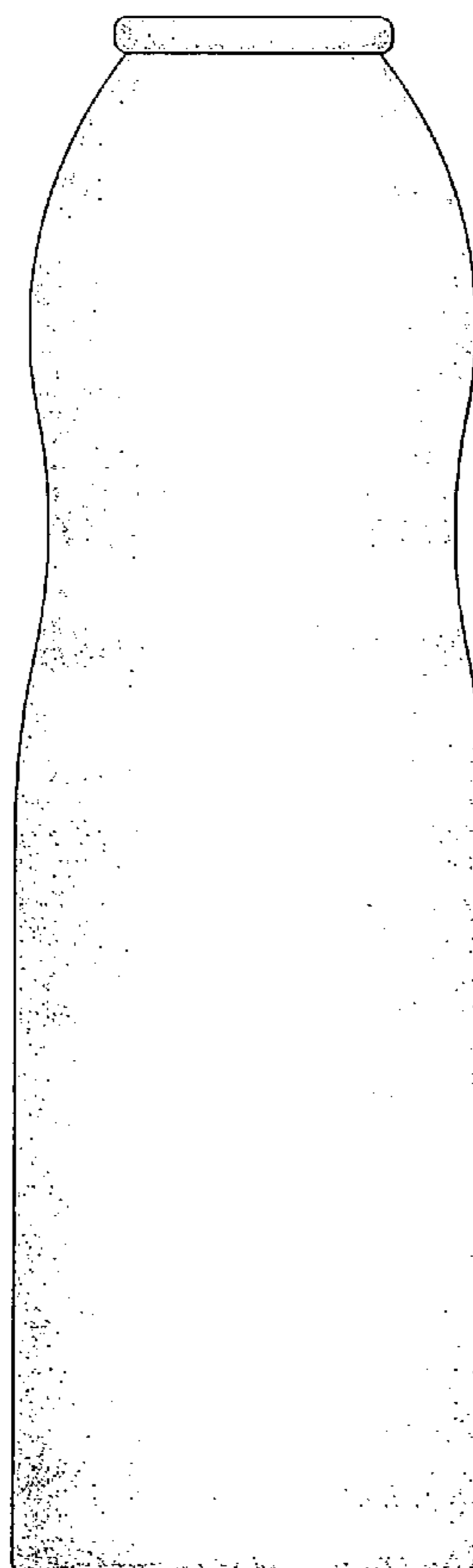
FIG. 1 is a top perspective view of a canister of the present invention;

FIG. 2 is a top plan view thereof; and,

FIG. 3 is a side elevation view thereof, the opposing side elevation view being identical.

The broken lines in the drawings showing the top, inside edges of the mouth of the canister illustrate the portions of the design that form no part of the claim.

1 Claim, 2 Drawing Sheets






FIG. 1

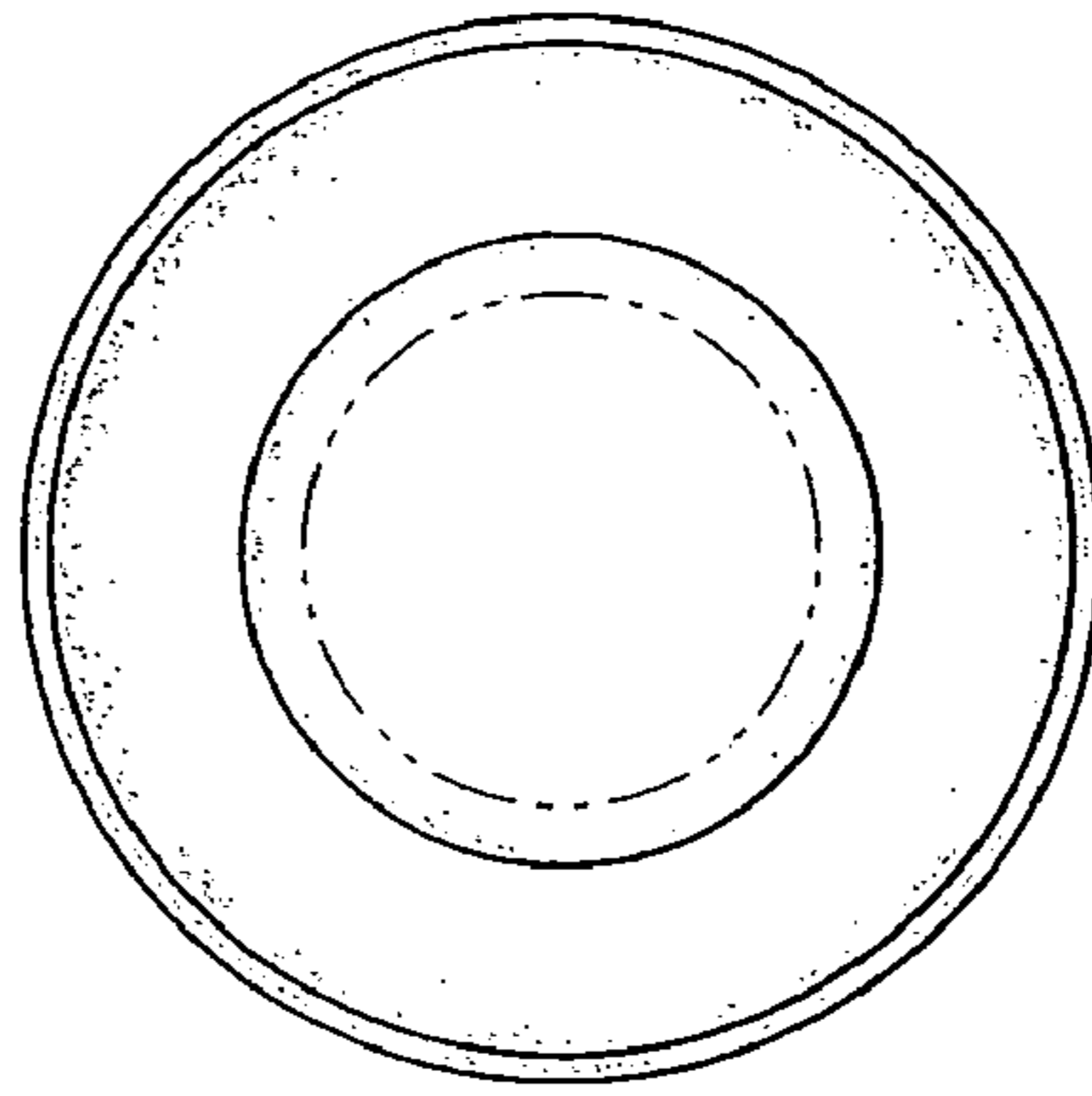


FIG. 2

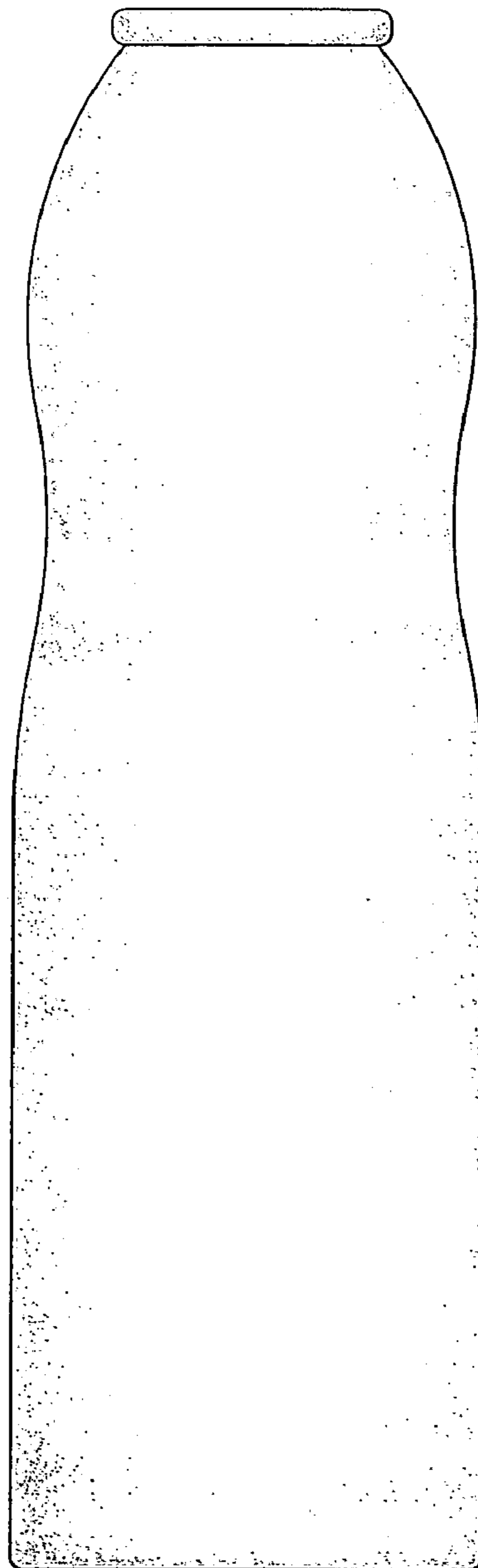


FIG. 3