



US00D604638S

(12) **United States Design Patent**
Kim

(10) **Patent No.:** **US D604,638 S**

(45) **Date of Patent:** **** Nov. 24, 2009**

(54) **STORAGE CONTAINER FOR DRUGS AND
DIETARY SUPPLEMENTS**

(75) Inventor: **Young Jo Kim**, Busan (KR)

(73) Assignee: **ACEKOREA Incorporation Co., Ltd.**
(KR)

(**) Term: **14 Years**

(21) Appl. No.: **29/322,682**

(22) Filed: **Aug. 8, 2008**

(30) **Foreign Application Priority Data**

Jun. 16, 2008 (KR) 30-2008-0025676

(51) **LOC (9) Cl.** **09-01**

(52) **U.S. Cl.** **D9/745; D9/556; D9/571**

(58) **Field of Classification Search** D9/682,
D9/684, 686, 688, 690, 691, 726, 558, 564,
D9/569, 737, 738, 741, 745, 746, 500, 502,
D9/503, 504, 516, 522, 529, 530, 537, 539,
D9/542, 549, 551, 556, 557, 570, 571, 574;
215/381-385

See application file for complete search history.

(56) **References Cited**

U.S. PATENT DOCUMENTS

D240,711 S * 7/1976 Angleman D9/726
D292,738 S * 11/1987 Futatsugi et al. D26/3
D363,225 S * 10/1995 Kudo D9/520
D369,064 S * 4/1996 Hand D7/591
D369,294 S * 4/1996 Hirato D9/691
D395,597 S * 6/1998 Lamb D9/688
D421,910 S * 3/2000 Warner et al. D9/520

D436,501 S * 1/2001 Huang D7/608
D459,216 S * 6/2002 Heijdenrijk D9/726
D462,617 S * 9/2002 Rutter et al. D9/529
D470,402 S * 2/2003 Kunesh et al. D9/521
D470,752 S * 2/2003 Kunesh et al. D9/689
D470,753 S * 2/2003 Kunesh et al. D9/521
D492,193 S * 6/2004 Miller et al. D9/688
D499,026 S * 11/2004 Kunesh D9/521
D501,794 S * 2/2005 Kunesh et al. D9/521
D505,623 S * 5/2005 Bernard D9/504
D535,563 S * 1/2007 Martin D9/500
D553,003 S * 10/2007 Baker et al. D9/691
D556,595 S * 12/2007 Rucinski D9/558

* cited by examiner

Primary Examiner—Stella M Reid

Assistant Examiner—Elizabeth J Oswecki

(74) *Attorney, Agent, or Firm*—Park & Associates IP Law
LLC

(57) **CLAIM**

The ornamental design for a storage container for drugs and dietary supplements, as shown and described.

DESCRIPTION

FIG. 1 is a perspective view of a storage container for drugs and dietary supplements in accordance with the new design;

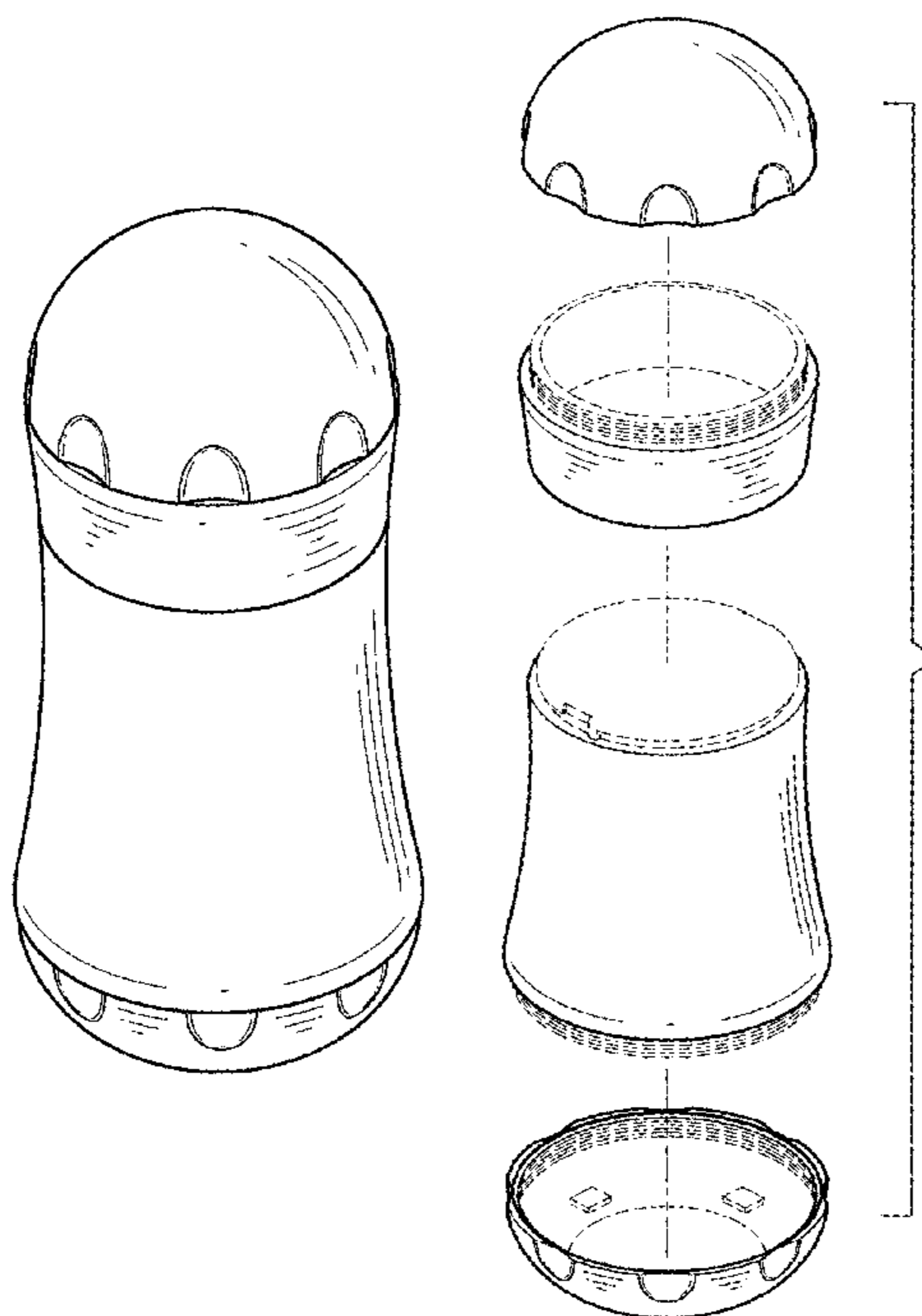
FIG. 2 is a front, rear, left side elevational and right side elevational view thereof;

FIG. 3 is a top plan view thereof;

FIG. 4 is a bottom plan view thereof; and,

FIG. 5 is an exploded view illustrating the assembly of the storage container.

1 Claim, 4 Drawing Sheets



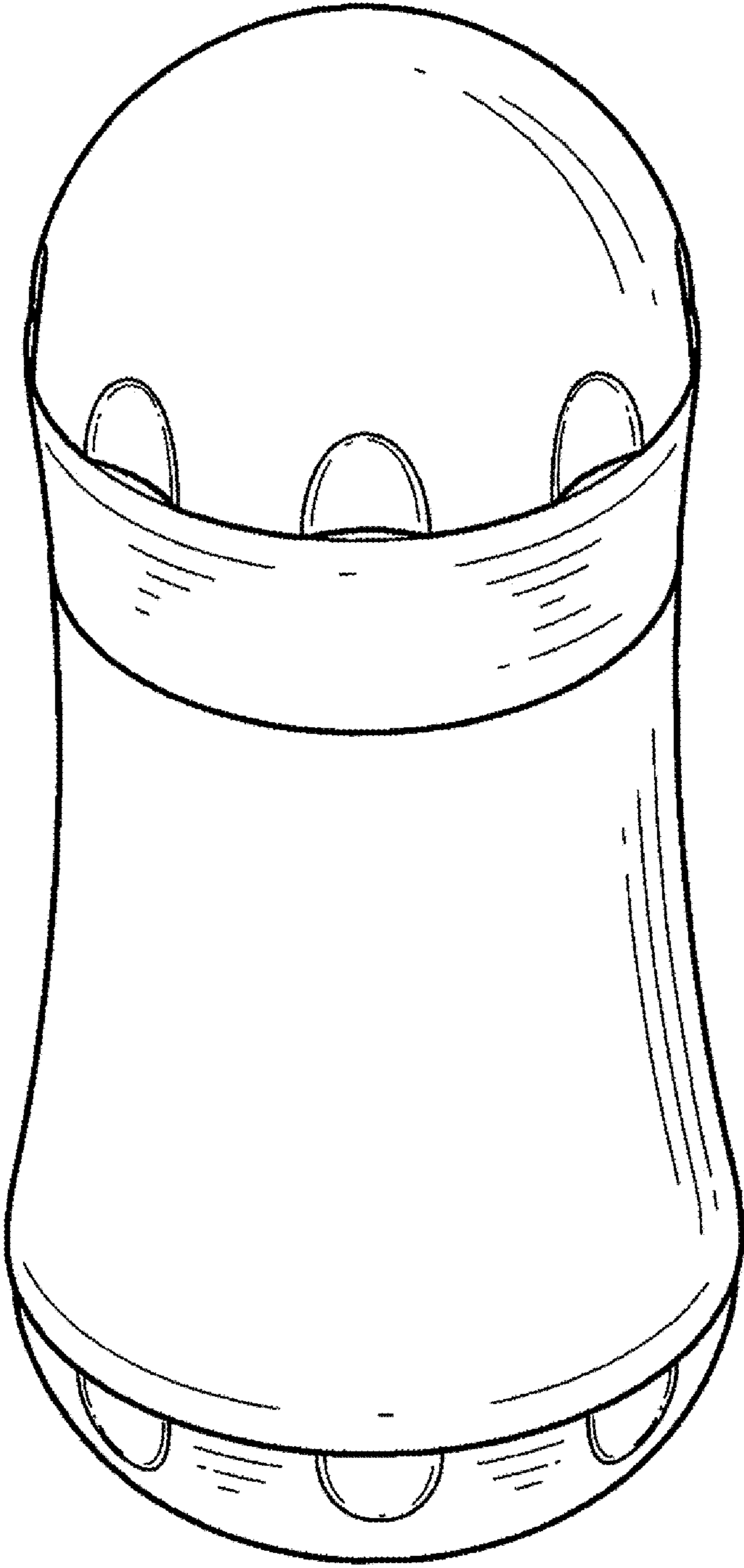


FIG. 1

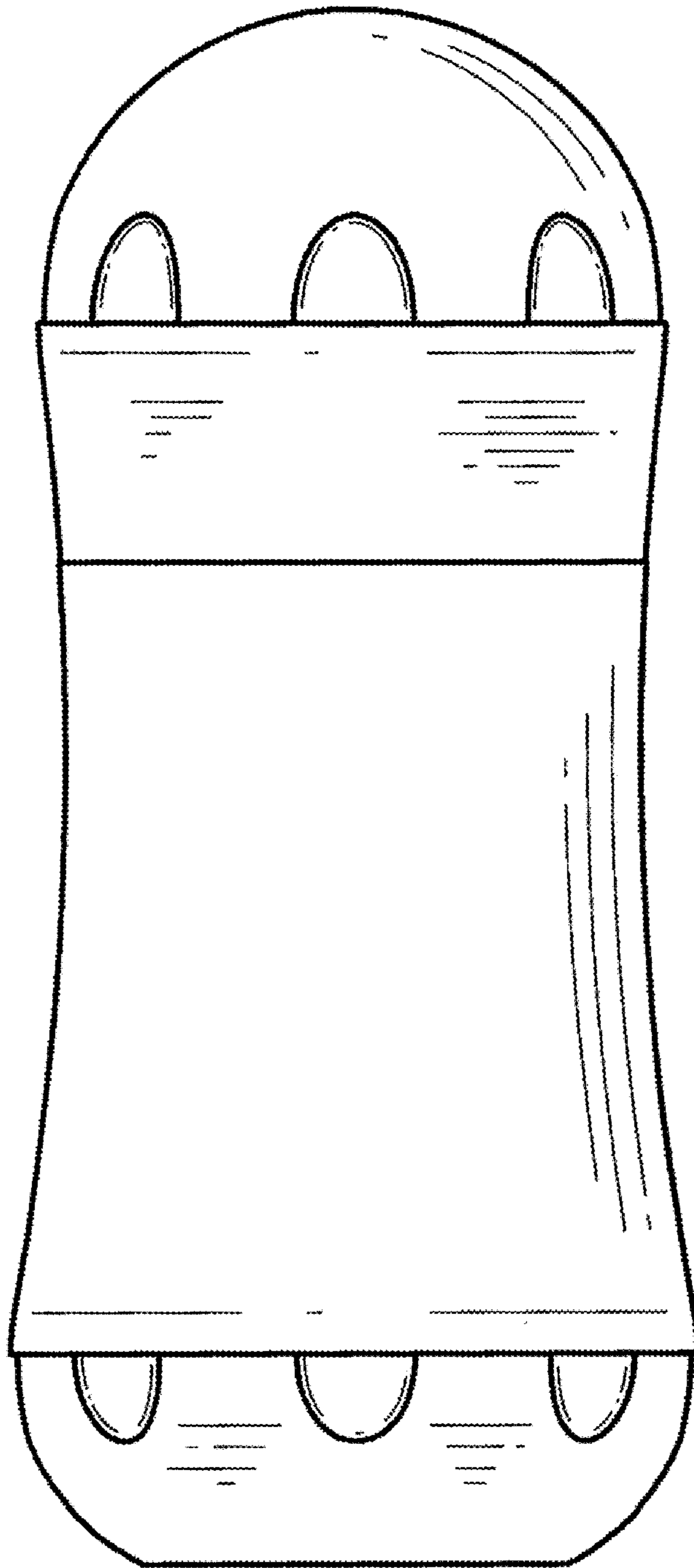


FIG. 2

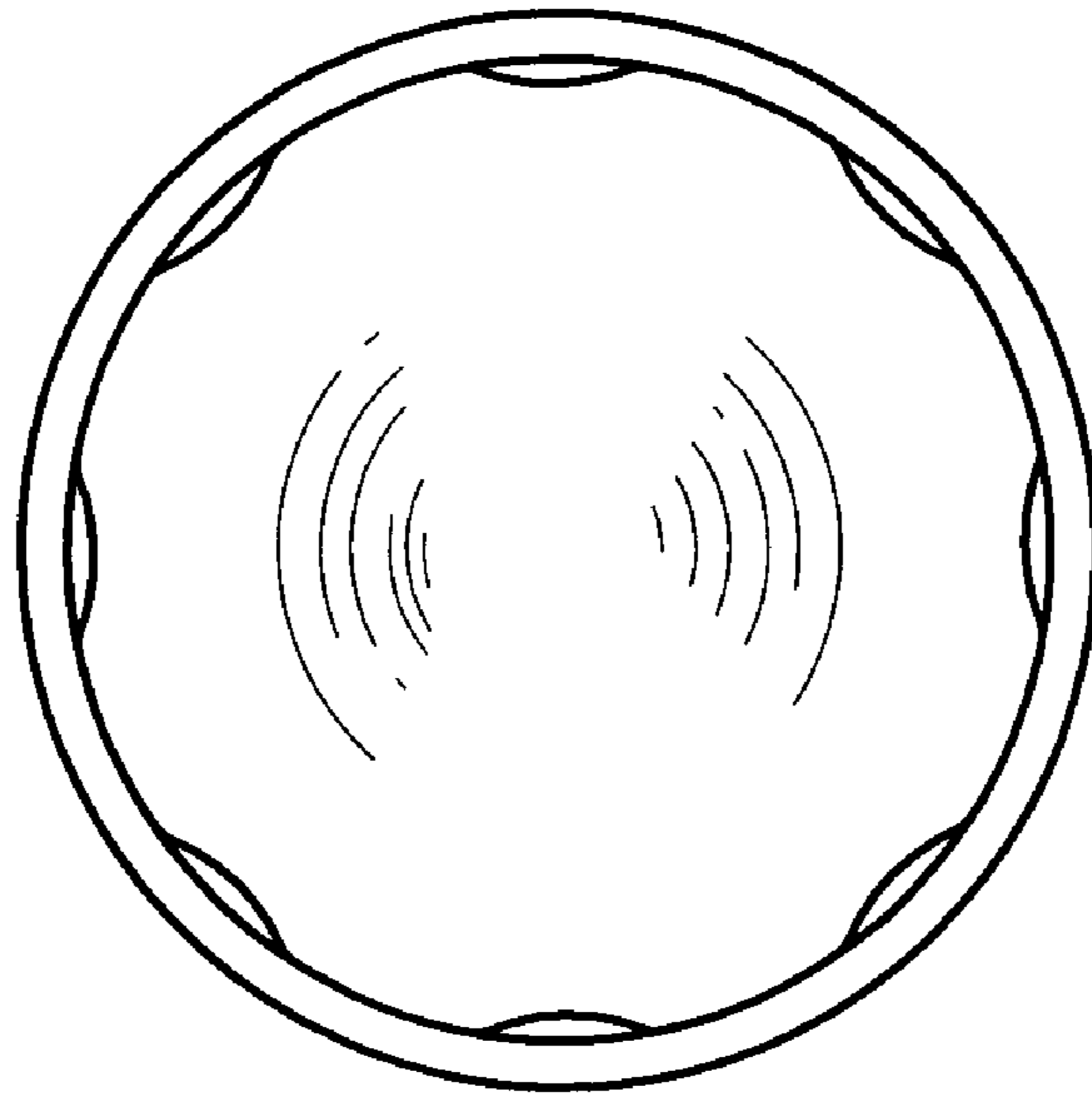


FIG. 3

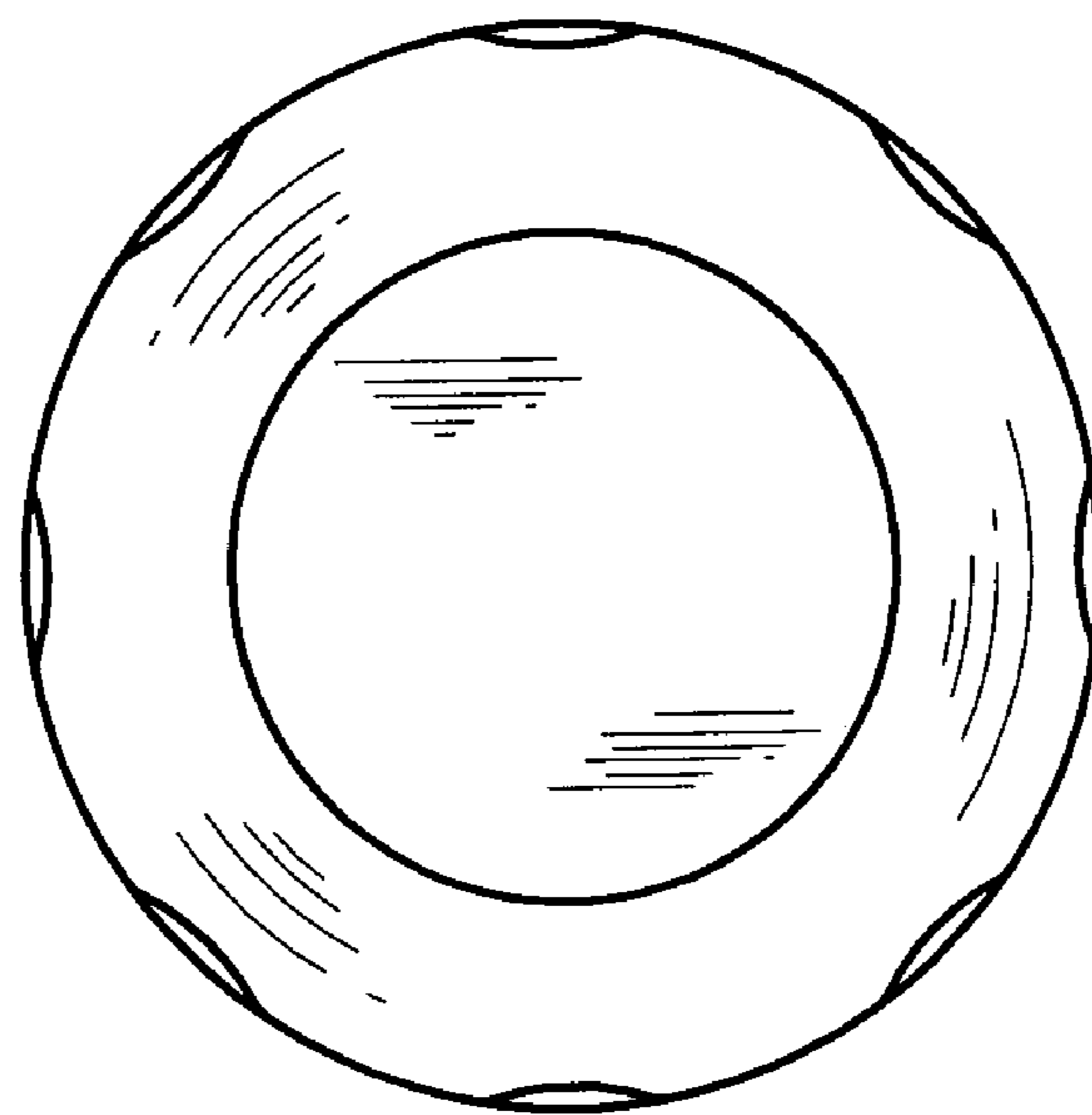


FIG. 4

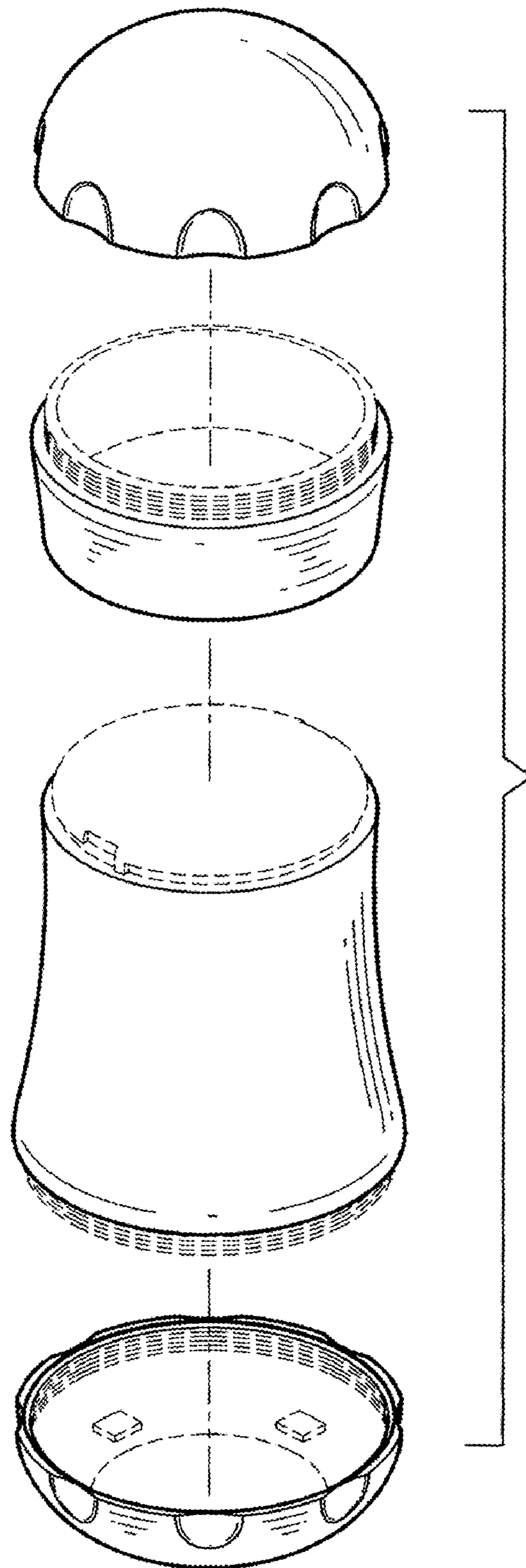


FIG. 5