



US00D604635S

(12) **United States Design Patent**
Xu

(10) **Patent No.:** **US D604,635 S**

(45) **Date of Patent:** **** Nov. 24, 2009**

(54) **DISPENSING CONTAINER**

D538,424 S * 3/2007 Zahn et al. D24/115
D551,760 S * 9/2007 Zahn et al. D9/696

(75) Inventor: **Sanduo Xu**, 9652 Deer Trail Dr., San Diego, CA (US) 92127

* cited by examiner

(73) Assignee: **Sanduo Xu**, San Diego, CA (US)

Primary Examiner—Joel Sincavage
Assistant Examiner—Abraham Bahta

(**) Term: **14 Years**

(57) **CLAIM**

(21) Appl. No.: **29/314,177**

The ornamental design for a dispensing container, as shown and described.

(22) Filed: **Mar. 11, 2009**

(51) **LOC (9) Cl.** **09-05**

(52) **U.S. Cl.** **D9/707**

(58) **Field of Classification Search** D9/707-710,
D9/521, 522, 529, 530, 540, 545; D24/115,
D24/224; 222/541.1, 143, 92; 604/217,
604/212; D7/653

See application file for complete search history.

DESCRIPTION

FIG. 1 is a top perspective view of a dispensing container showing my new design, in a closed condition;

FIG. 2 is a bottom perspective view thereof;

FIG. 3 is a top plan view thereof;

FIG. 4 is a bottom plan view thereof;

FIG. 5 is a side view thereof; the opposite side being a mirror image thereof;

FIG. 6 is a front end elevation view thereof; and,


FIG. 7 is a top and side perspective view of the dispensing container in an opened condition.

(56) **References Cited**

U.S. PATENT DOCUMENTS

3,473,221 A * 10/1969 Flanders 30/141
D267,537 S * 1/1983 Borer D7/653
D368,209 S * 3/1996 Decker D7/653
6,675,482 B1 * 1/2004 Gilbert et al. 30/141

1 Claim, 4 Drawing Sheets






FIG. 1




FIG. 2




FIG. 3

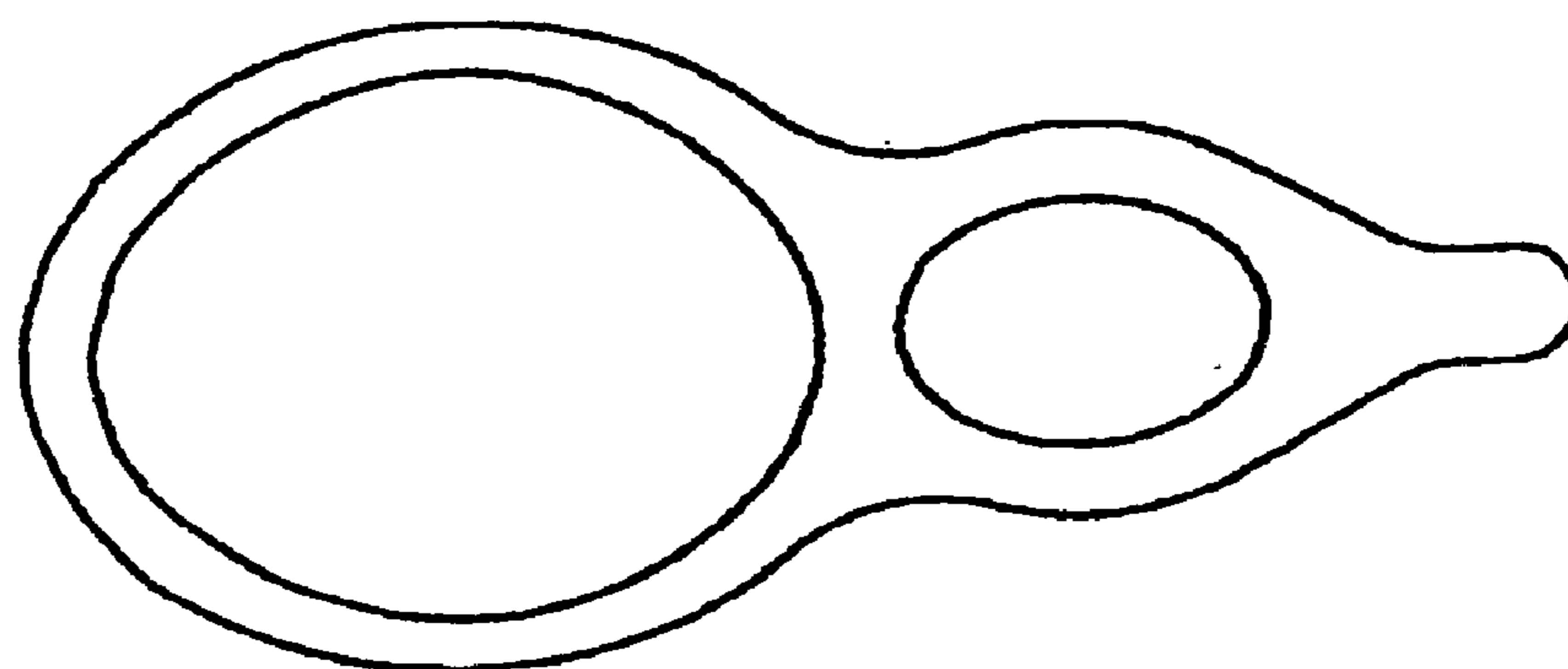


FIG. 4



FIG. 5

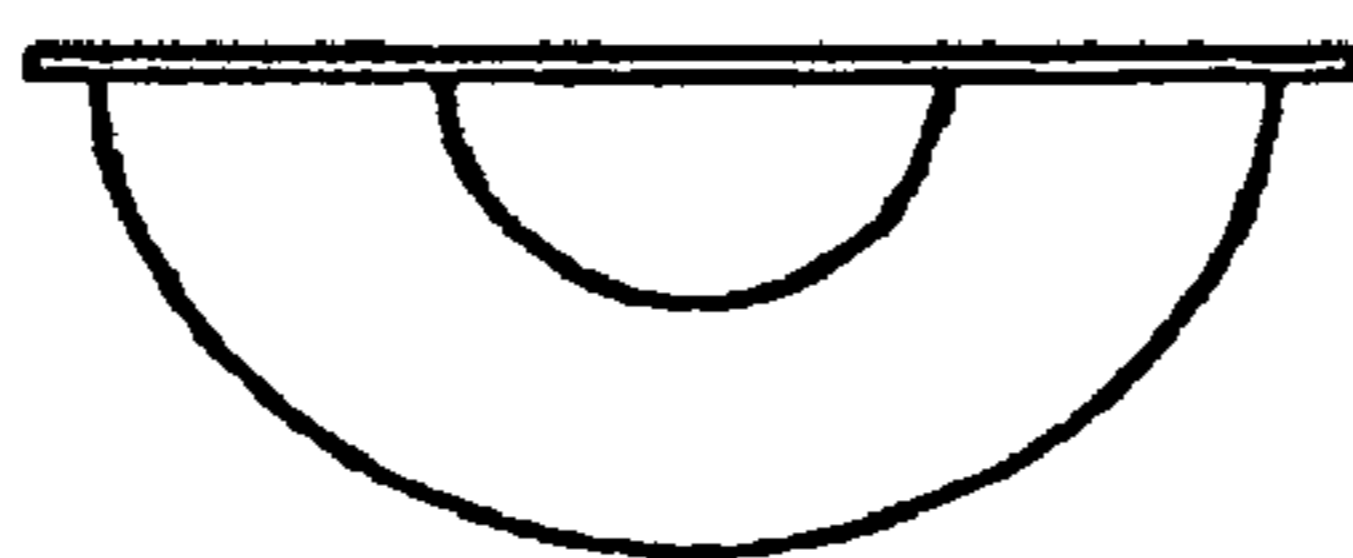


FIG. 6




FIG. 7