



US00D604617S

(12) **United States Design Patent**
Shearsby et al.

(10) **Patent No.:** **US D604,617 S**

(45) **Date of Patent:** **** Nov. 24, 2009**

(54) **BOTTLE**

(75) Inventors: **Graham Shearsby**, Wiltshire (GB);
Antonia Hayward, Wiltshire (GB);
Emma Warner, Wiltshire (GB); **Ian**
Robertshaw, Wiltshire (GB); **Laurent**
Robin-Prevallee, Wiltshire (GB); **Ed**
Mitchell, Wiltshire (GB)

(73) Assignee: **Allied Domecq Spirits and Wine**
Limited, London (GB)

(**) Term: **14 Years**

(21) Appl. No.: **29/319,065**

(22) Filed: **Jun. 3, 2008**

(30) **Foreign Application Priority Data**

Apr. 8, 2008 (EM) 911177

(51) **LOC (9) Cl.** **09-01**

(52) **U.S. Cl.** **D9/516; D9/520**

(58) **Field of Classification Search** D9/516,
D9/520, 529, 541-546, 550, 552, 555, 559,
D9/560, 563, 565, 567, 568, 574, 575; 215/381-385
See application file for complete search history.

(56) **References Cited**

U.S. PATENT DOCUMENTS

- D20,792 S * 6/1891 Rodiger D9/546
- D30,134 S * 2/1899 Olsen D9/520
- D35,668 S * 2/1902 Taussig D9/520
- D75,191 S * 5/1928 Shafer D7/605
- D76,990 S * 11/1928 Curran D9/523
- D78,140 S * 4/1929 Binks D9/546
- D92,640 S * 6/1934 Ennever D9/560
- 3,567,104 A * 3/1971 Arslanian et al. 229/117.27
- D289,975 S * 5/1987 Wendt D24/121

- D306,695 S * 3/1990 Smith D9/563
- D343,580 S * 1/1994 Reynaud D9/560
- 5,499,730 A * 3/1996 Harbour 215/382
- D432,427 S * 10/2000 Shanahan D9/544
- D500,681 S * 1/2005 Uchiyama D9/560
- D526,206 S * 8/2006 Varlet D9/560
- D527,646 S * 9/2006 Cornet et al. D9/560
- D539,651 S * 4/2007 Snyder D9/520
- D544,365 S * 6/2007 Werner D9/560
- D545,213 S * 6/2007 Werner D9/652
- D578,898 S * 10/2008 Ungrady D9/560
- D586,217 S * 2/2009 Pedmo et al. D9/520
- D588,010 S * 3/2009 Shearsby et al. D9/544

* cited by examiner

Primary Examiner—Stella M Reid

Assistant Examiner—Elizabeth J Oswecki

(74) *Attorney, Agent, or Firm*—Ladas & Parry LLP

(57) **CLAIM**

The ornamental design for a bottle, as shown and described.

DESCRIPTION

FIG. 1 is a fronts, lower left, side perspective view of a bottle showing our new design;

FIG. 2 is a front elevation view thereof;

FIG. 3 is a left side elevation view thereof;

FIG. 4 is a rear elevation view thereof;

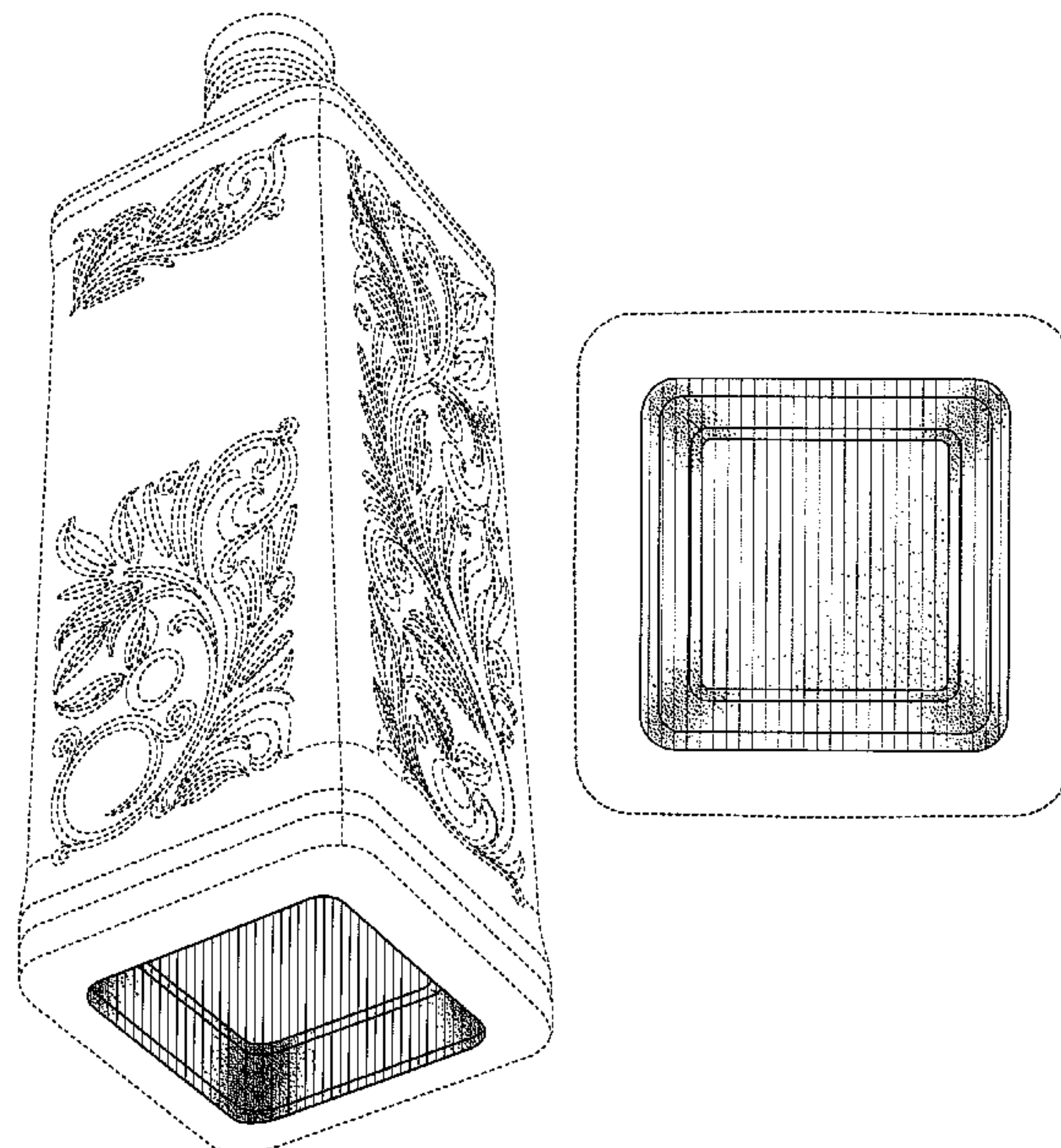
FIG. 5 is a right side elevation view thereof;

FIG. 6 is a top plan view thereof; and,

FIG. 7 is a bottom plan view thereof.

The broken lines showing portions of the bottle is for the purpose of illustrating environmental structure and forms no part of the claimed design. The drawings are lined for color.

1 Claim, 6 Drawing Sheets






FIG. 1




FIG. 2




FIG. 3




FIG. 4




FIG. 5

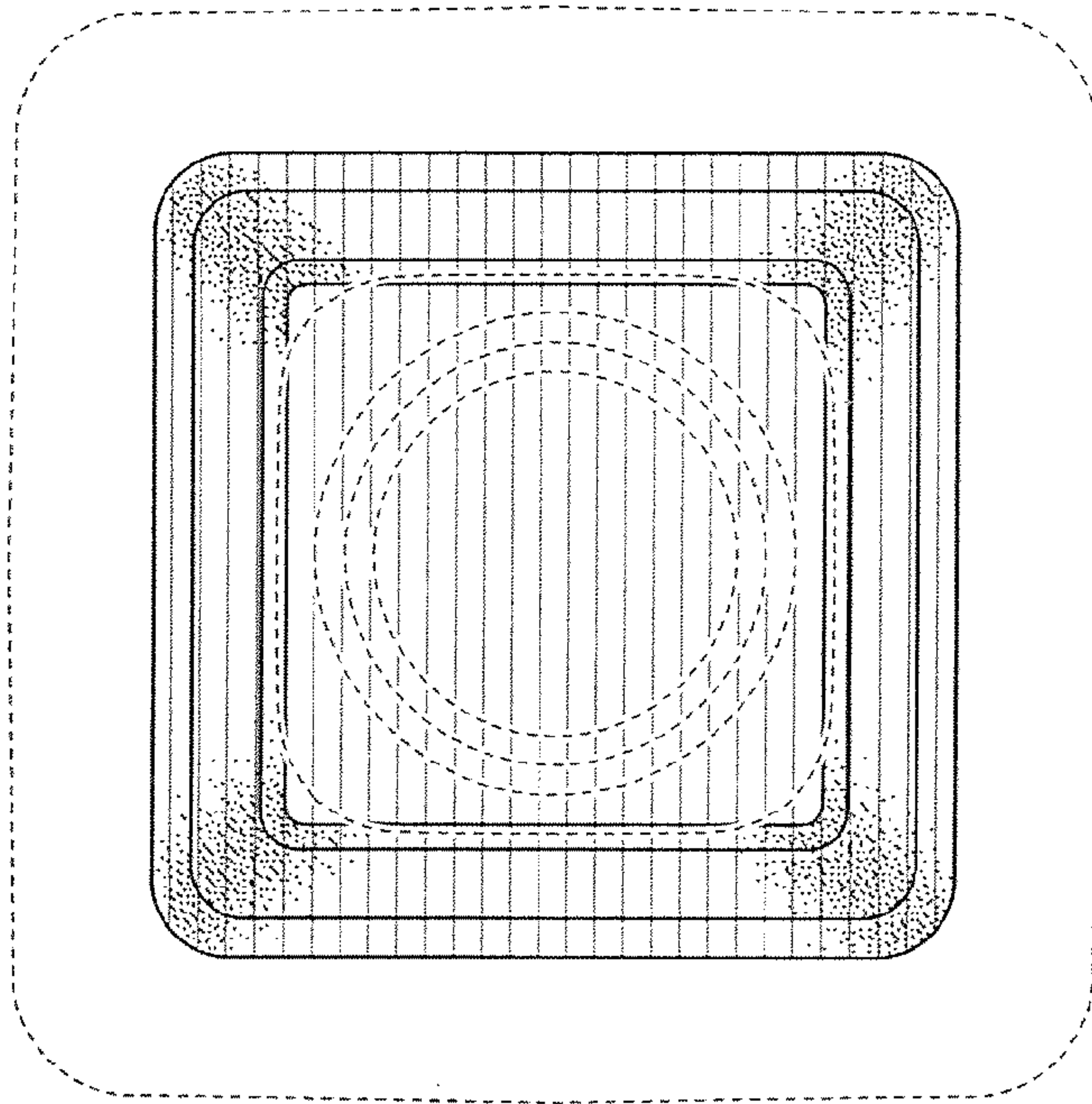


FIG. 6

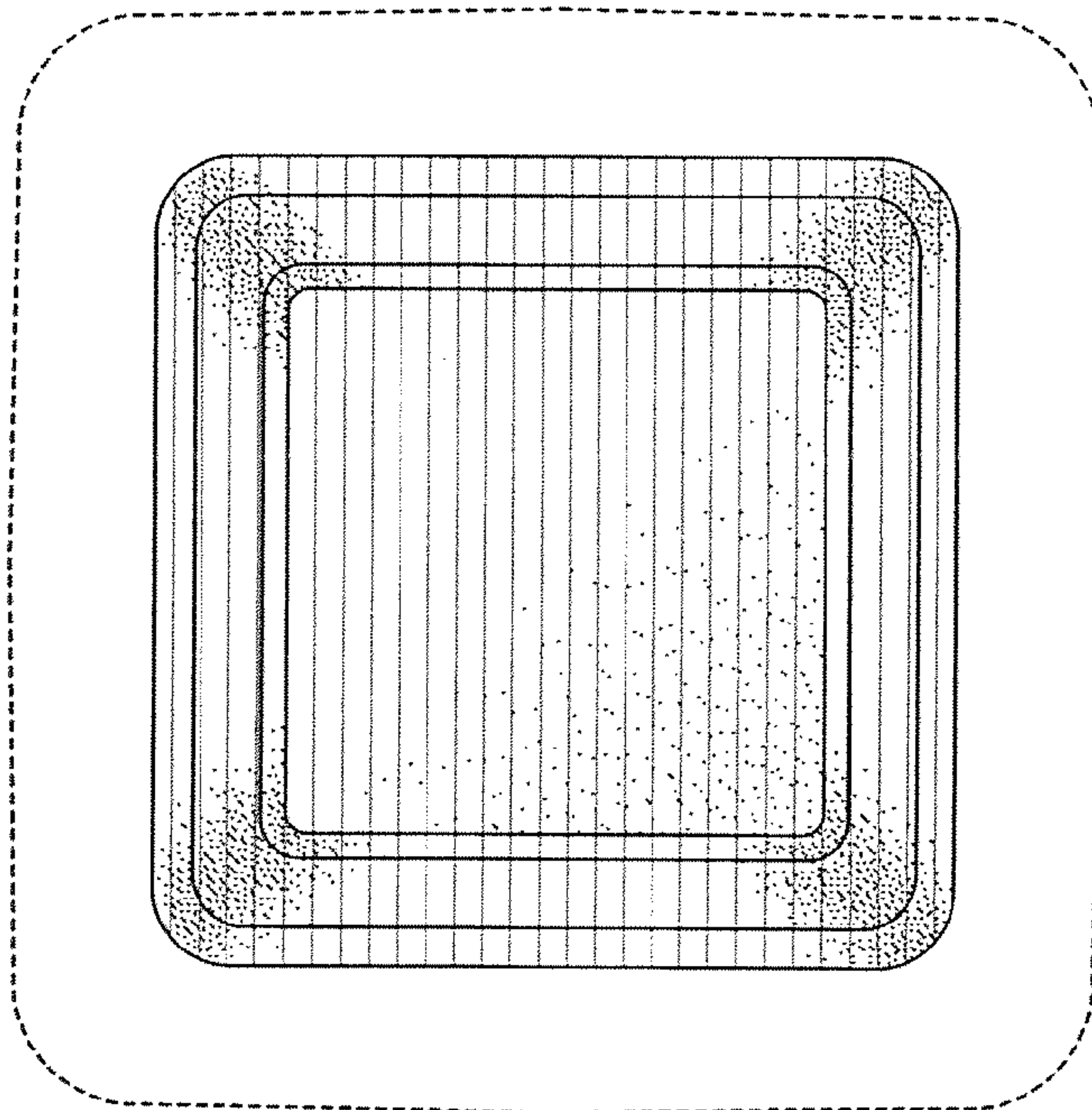


FIG. 7