



US00D604601S

(12) **United States Design Patent**  
**Hystad**

(10) **Patent No.:** **US D604,601 S**

(45) **Date of Patent:** **\*\* Nov. 24, 2009**

(54) **VIBRATION CLAMP FOR A RING SEAL**

(76) Inventor: **Ann Helen Hystad**, Narav, 39,  
Saevelandsvik (NO) 4275

(\*\*) Term: **14 Years**

(21) Appl. No.: **29/326,740**

(22) Filed: **Oct. 23, 2008**

(30) **Foreign Application Priority Data**

Apr. 25, 2008 (NO) ..... 20080240

(51) **LOC (9) Cl.** ..... **08-08**

(52) **U.S. Cl.** ..... **D8/396**

(58) **Field of Classification Search** ..... D8/354,  
D8/356, 371, 394-396; D19/65; D24/128;  
D28/42, 43; 24/570, 16 R, 30.5 S; 248/74.1,  
248/74.2, 215, 227.1, 49, 300, 301, 316.7,  
248/51, 489; 411/517, 518, 520, 532; 383/78;  
53/476; D9/434; 360/98.08, 99.12

See application file for complete search history.

(56) **References Cited**

**U.S. PATENT DOCUMENTS**

1,366,212 A \* 1/1921 Pollard ..... 24/129 B  
2,396,906 A \* 3/1946 Windson ..... 446/222  
2,416,852 A \* 3/1947 Wurael et al. .... 411/518  
D359,229 S \* 6/1995 Jules ..... D8/395

5,775,757 A \* 7/1998 Tipp ..... 294/171  
6,215,617 B1 \* 4/2001 Okumura et al. .... 360/99.12  
6,504,674 B2 \* 1/2003 Yoshida et al. .... 360/99.12  
7,249,991 B1 \* 7/2007 Watson ..... 446/220  
D580,590 S \* 11/2008 Cytrynowicz ..... D26/142  
2008/0017761 A1 \* 1/2008 Hashimoto ..... 248/68.1

\* cited by examiner

*Primary Examiner*—T. Chase Nelson

*Assistant Examiner*—John Windmuller

(74) *Attorney, Agent, or Firm*—Andrus, Scales, Starke &  
Sawall, LLP

(57) **CLAIM**

I claim the ornamental design for a vibration clamp for a ring seal, as shown and described.

**DESCRIPTION**

FIG. 1 is a perspective view of a vibration clamp for a ring seal showing my new design.

FIG. 2 is a front elevational view thereof.

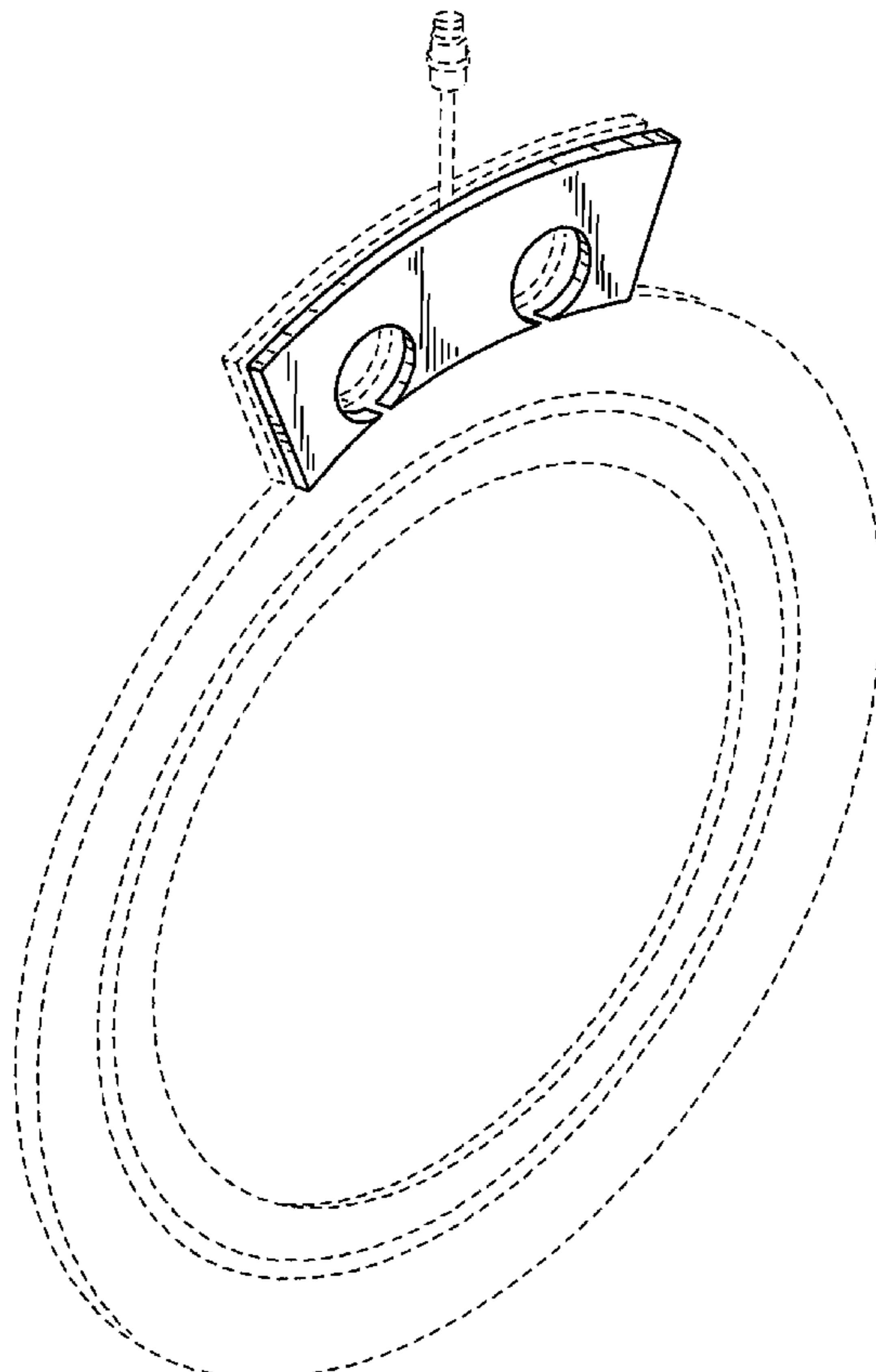
FIG. 3 is a side elevational view thereof.

FIG. 4 is a top view thereof; and,

FIG. 5 is a bottom view thereof.

In the drawings, the broken line showing of a ring seal, a second clamp, and a valve depicts environmental subject matter only and forms no part of the claimed design.

**1 Claim, 2 Drawing Sheets**



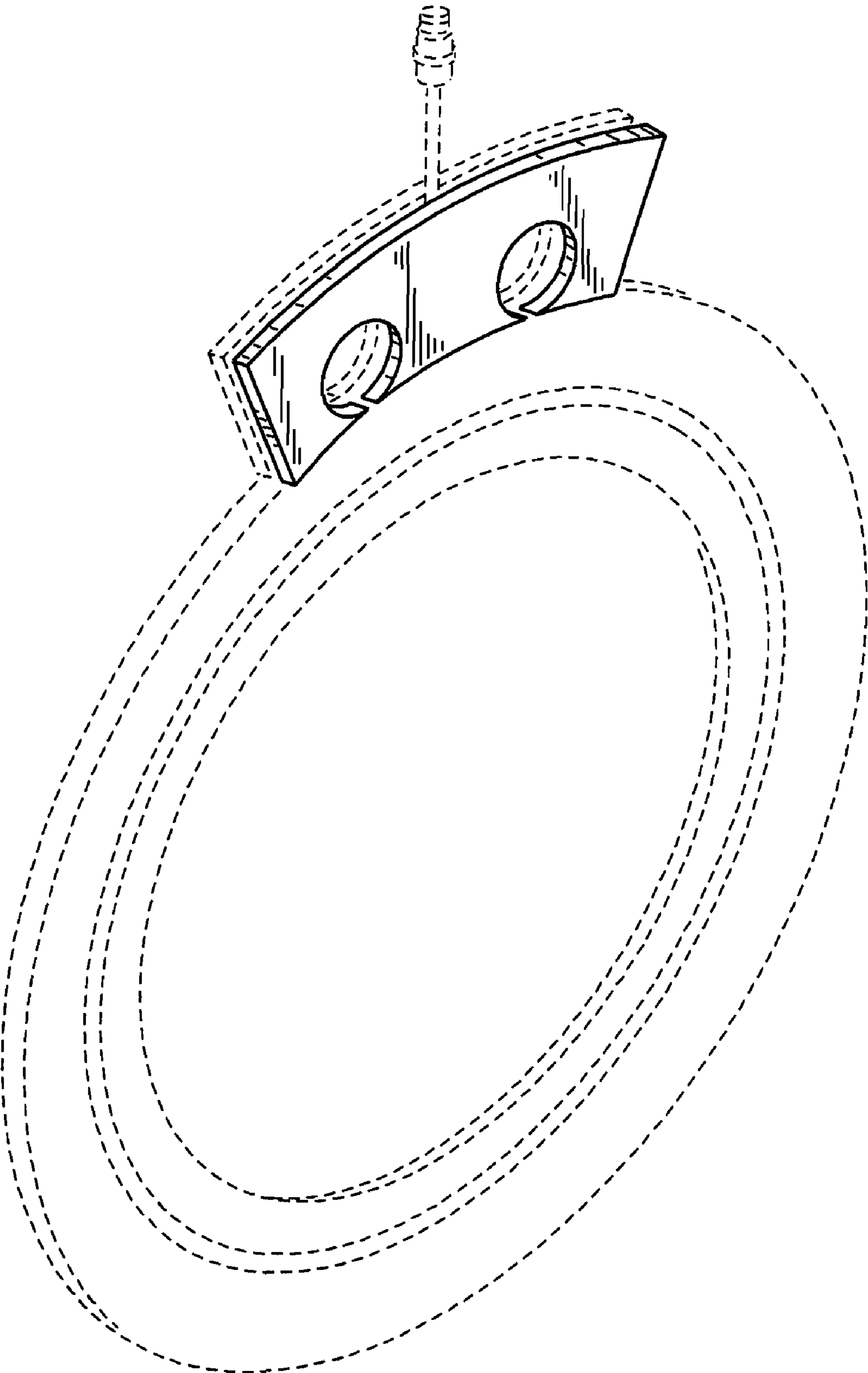


FIG. 1

FIG. 4



FIG. 3

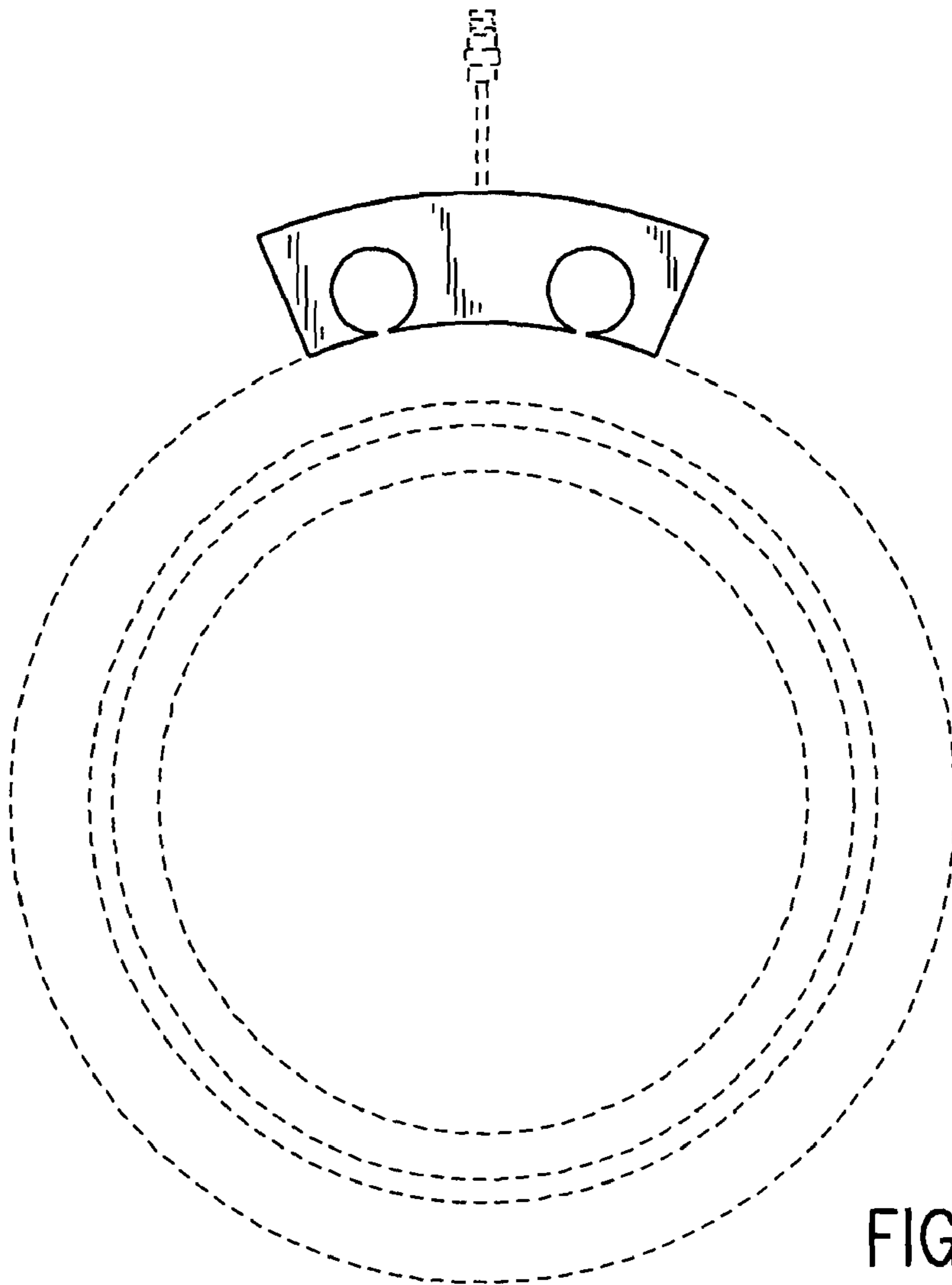
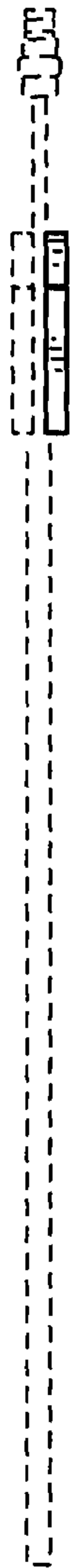


FIG. 2




FIG. 5