



US00D604595S

(12) **United States Design Patent**
Forest et al.

(10) **Patent No.:** **US D604,595 S**
(45) **Date of Patent:** **** Nov. 24, 2009**

(54) **ACTUATABLE HOLDING SYSTEM**

4,702,447 A * 10/1987 Westwood, III 248/231.51

(75) Inventors: **Craig R. Forest**, Somerville, MA (US);
David E. Moeller, Cambridge, MA (US)

(Continued)

FOREIGN PATENT DOCUMENTS

(73) Assignee: **Whirlpool Corporation**, Benton Harbor, MI (US)

DE 193650 2/1906
DE 539918 12/1931

(**) Term: **14 Years**

OTHER PUBLICATIONS

(21) Appl. No.: **29/322,436**

Craig Forest et al., "Ceiling Mounted Bicycle Rack Final Report" and related material found at: http://helix.gatech.edu/classes/ME4182/2001S1/projects/Transients/ie_index.html, Apr. 25, 2001, Georgia Tech University.

(22) Filed: **Aug. 5, 2008**

Related U.S. Application Data

Primary Examiner—Holly H Baynham

(63) Continuation of application No. 11/923,945, filed on Oct. 25, 2007.

(74) *Attorney, Agent, or Firm*—Tara M. Hartman; McGarry Bair, P.C.

(51) **LOC (9) Cl.** **08-05**

(57) **CLAIM**

(52) **U.S. Cl.** **D8/373**

The ornamental design for an actuatable holding system, as shown and described.

(58) **Field of Classification Search** D8/354,
D8/373; D6/552, 547; 248/231.51, 316,
248/5; 24/598.5; 211/70.6

DESCRIPTION

See application file for complete search history.

FIG. 1 is a lower-front perspective view of the ornamental design for an entire configuration for an actuatable holding system according to the invention, with the arms shown in a closed position.

(56) **References Cited**

U.S. PATENT DOCUMENTS

572,770	A	12/1896	Putnam	
573,171	A	12/1896	Westphal	
607,545	A *	7/1898	Martin	70/234
621,072	A	3/1899	Gregory	
661,677	A	11/1900	Taylor	
1,073,679	A *	9/1913	Haussman	248/316.5
2,639,813	A	5/1953	Risvold et al.	
2,678,962	A *	5/1954	Jensen	429/181
2,991,530	A *	7/1961	Johnson et al.	24/598.5
3,014,257	A *	12/1961	Huffman	24/598.5
3,488,025	A	1/1970	Rowland	
3,782,559	A	1/1974	Wright	
3,872,972	A	3/1975	Cummins et al.	
4,482,175	A	11/1984	Sugie	
4,616,861	A	10/1986	Kurosaki	

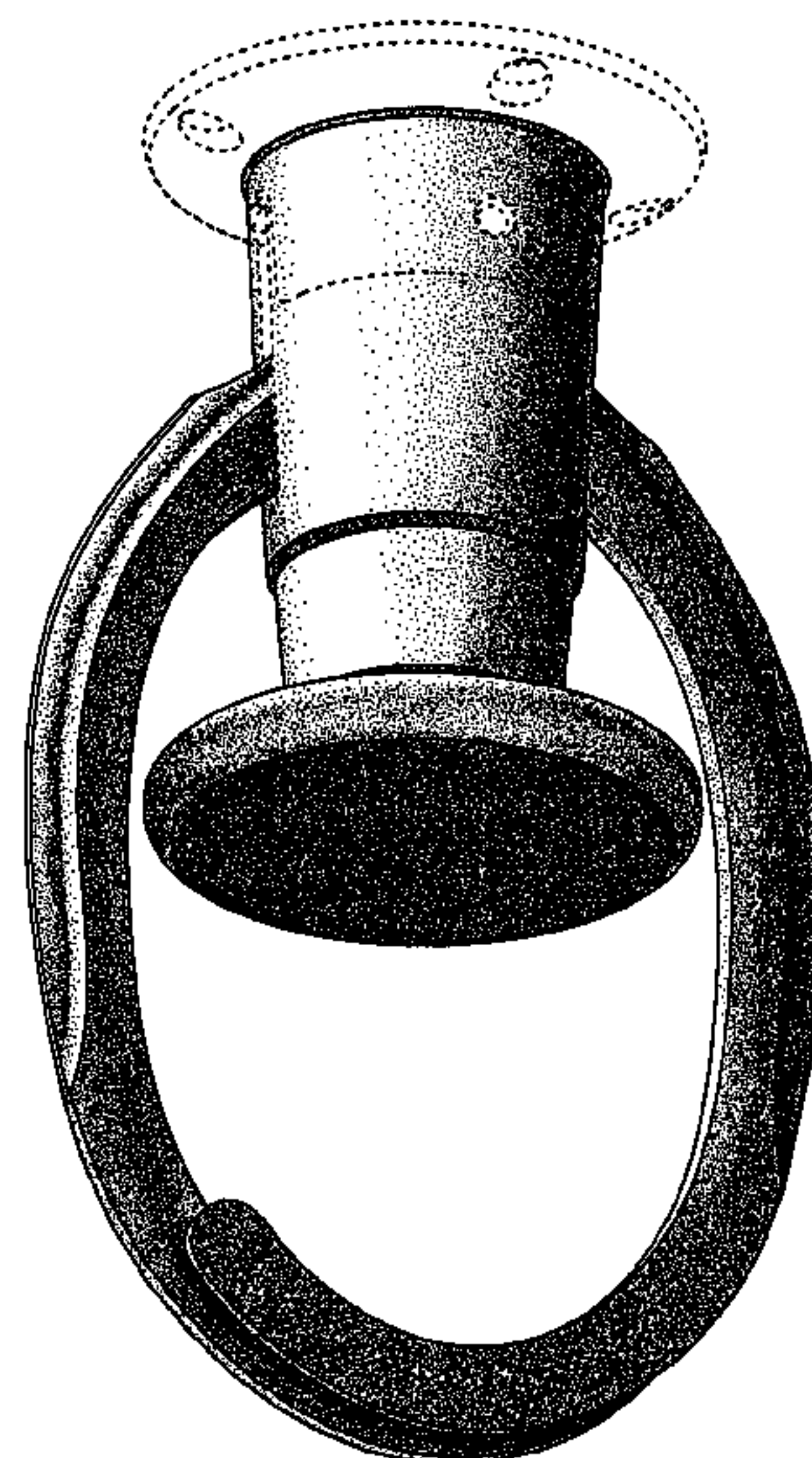
FIG. 2 is a lower-front perspective view of the ornamental design for an entire configuration for an actuatable holding system according to the invention, with the arms shown in an opened position.

FIG. 3 is a front view thereof, with the rear view being identical; and,

FIG. 4 is a left side view thereof, with the right side view being identical.

The structures depicted by means of broken lines in the figures have been shown for illustrative purposes only and form no part of the claimed design.

1 Claim, 4 Drawing Sheets



US D604,595 S

Page 2

U.S. PATENT DOCUMENTS							
4,840,278	A	6/1989	Gelinas	5,984,381	A	11/1999	Yamagashi
5,078,276	A	1/1992	Rogge et al.	6,202,267	B1 *	3/2001	Collins et al. 24/598.5
5,096,150	A	3/1992	Westwood	6,819,552	B1	11/2004	Lam et al.
5,217,262	A	6/1993	Kurosaki	6,877,613	B2	4/2005	Bleazard
5,460,274	A	10/1995	Kramer	7,108,298	B2	9/2006	Huet et al.
5,794,793	A	8/1998	Frederick	7,165,790	B2	1/2007	Bella et al.
5,802,889	A	9/1998	Arnold	D560,483	S *	1/2008	Mercier D8/395
5,867,877	A *	2/1999	Patterson et al. 24/598.5				* cited by examiner

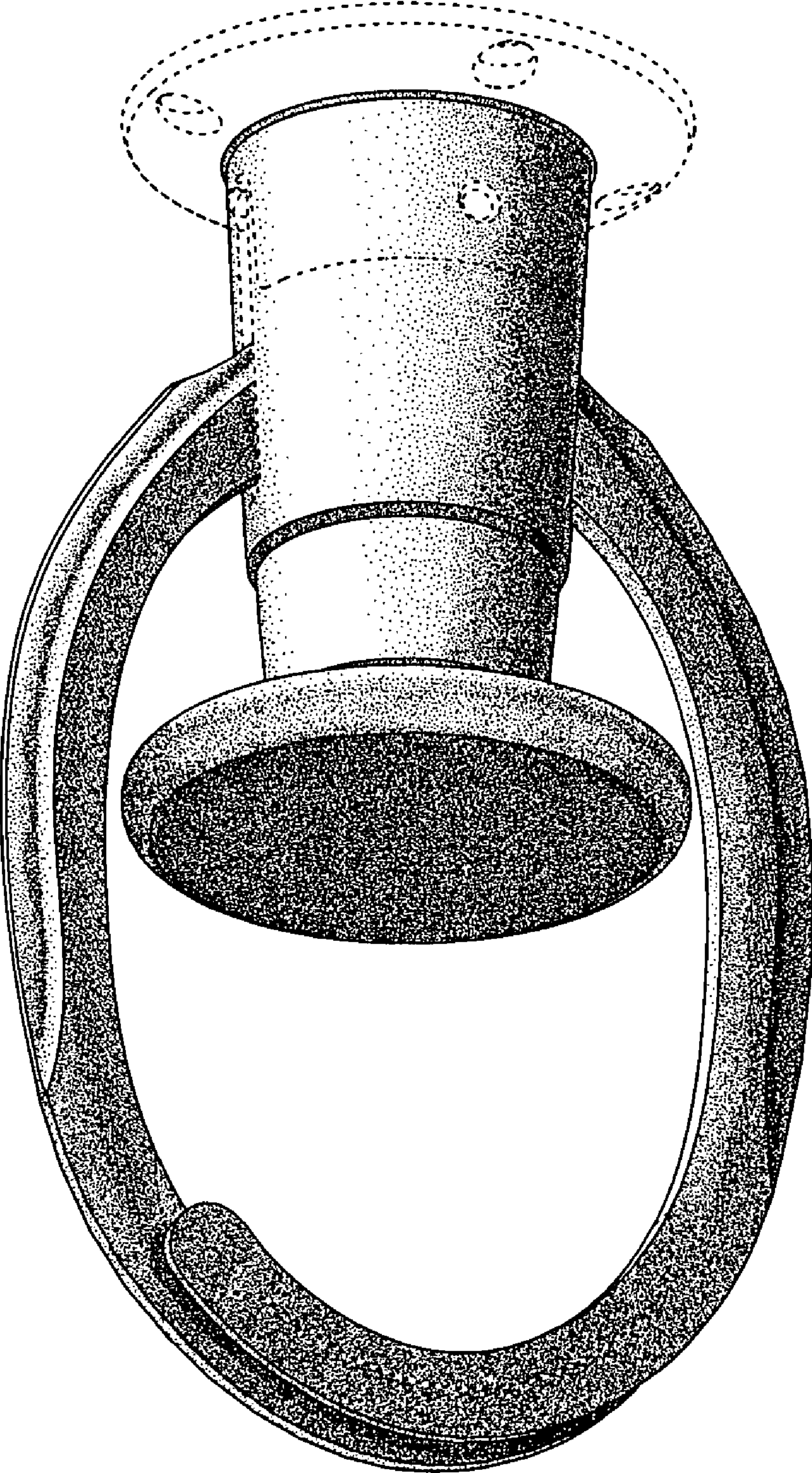


Fig. 1

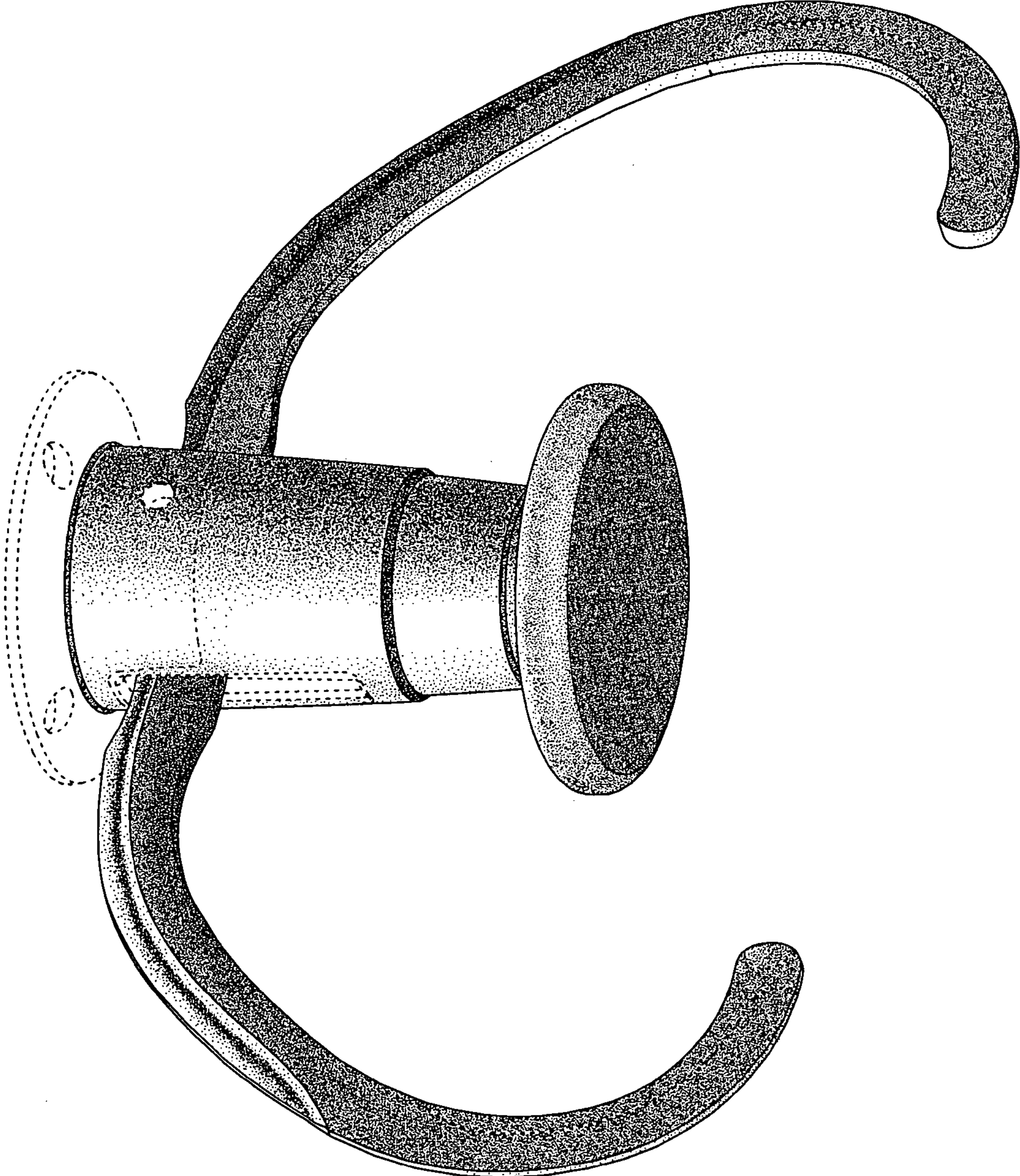


Fig. 2

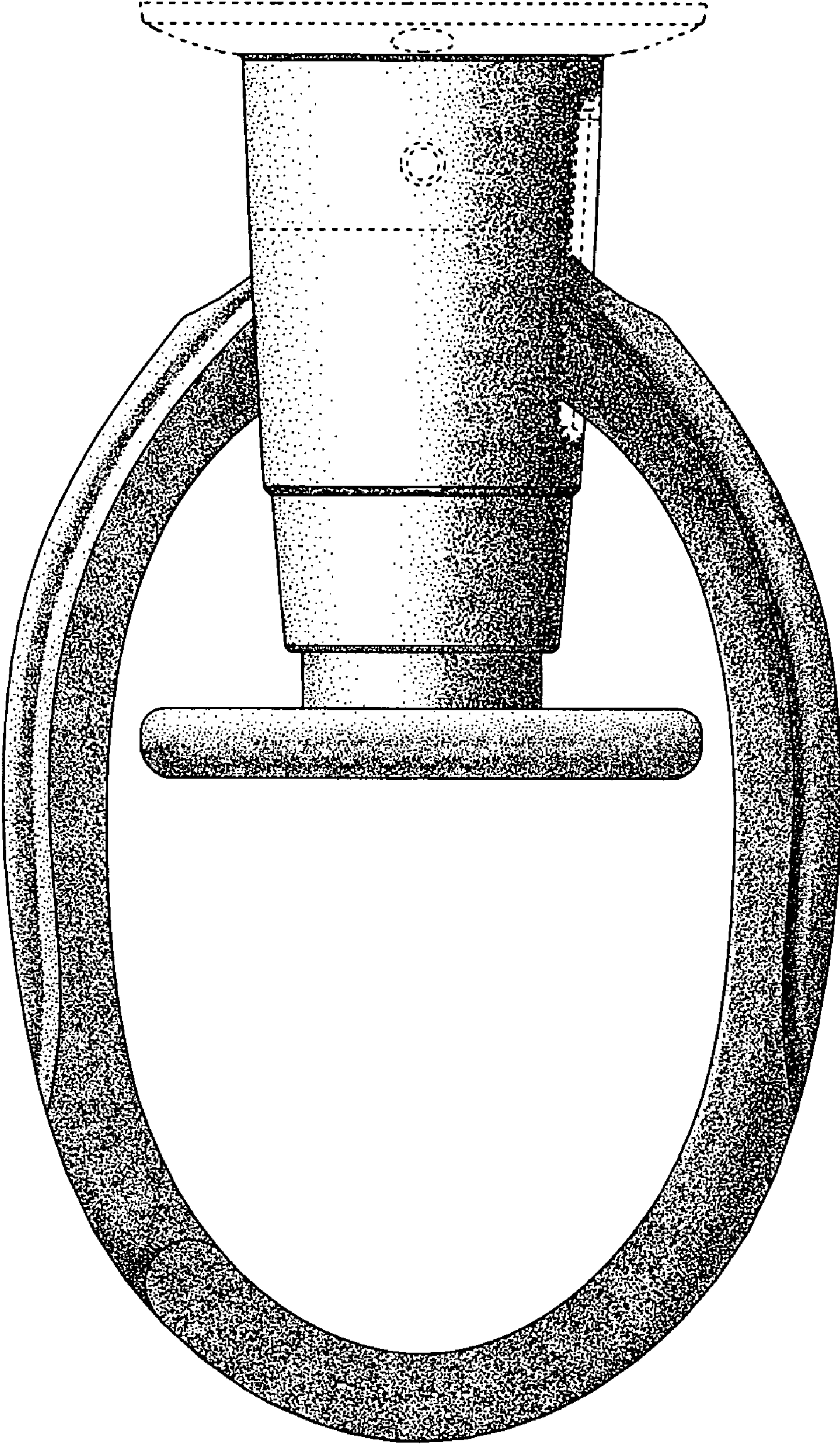


Fig. 3

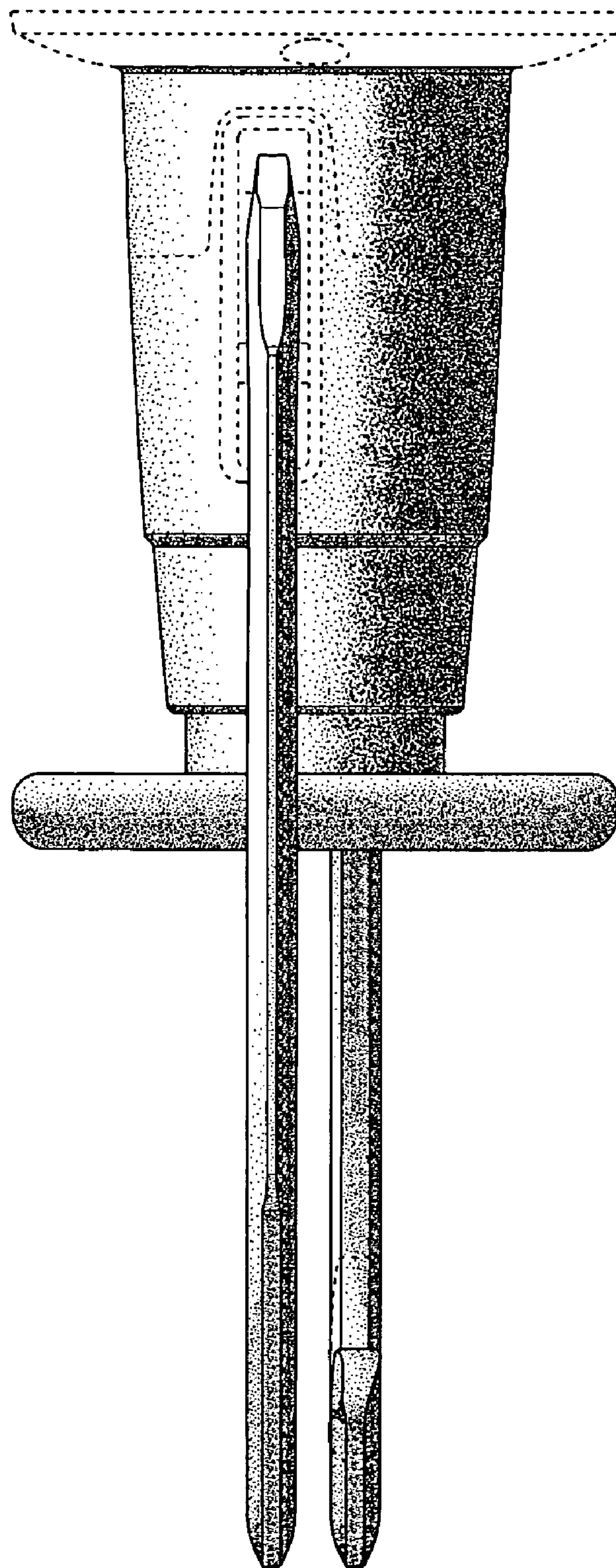


Fig. 4