



US00D604591S

(12) **United States Design Patent**
Snell

(10) **Patent No.:** **US D604,591 S**

(45) **Date of Patent:** **** Nov. 24, 2009**

(54) **SHOWER HOOK WITH LOOP**

D596,016 S * 7/2009 Dretzka D8/367

(75) Inventor: **Russell Benton Snell**, Bentleyville, OH (US)

(73) Assignee: **InterDesign, Inc.**, Solon, OH (US)

(**) Term: **14 Years**

(21) Appl. No.: **29/312,803**

(22) Filed: **Nov. 13, 2008**

(51) **LOC (9) Cl.** **08-05**

(52) **U.S. Cl.** **D8/367**

(58) **Field of Classification Search** D8/301,
D8/302, 367, 371, 373, 382, 395; D10/99;
248/74.2, 100, 201, 214, 215, 216.1, 218.1,
248/231, 231.91, 243, 301, 302, 303, 304,
248/309.1, 322, 339, 340, 467, 493, 496,
248/497, 498, 547; 16/413; 24/265 H, 563,
24/716, 907; 211/13.1, 60.1, 65, 66, 87.01;
404/134; D19/34.1, 91; D6/323

See application file for complete search history.

(56) **References Cited**

U.S. PATENT DOCUMENTS

5,586,375 A * 12/1996 Cooperman et al. 24/716
D469,682 S * 2/2003 Gary et al. D8/367
D505,315 S 5/2005 Snell
D515,912 S 2/2006 Snell
D577,281 S * 9/2008 Barrese D8/367

OTHER PUBLICATIONS

2007 InterDesign, Inc. product brochure, p. 23 w/front & back cover.

* cited by examiner

Primary Examiner—Robert M Spear

Assistant Examiner—Barbara B Lohr

(74) *Attorney, Agent, or Firm*—D. Peter Hochberg; Sean F. Mellino; Daniel J. Smola

(57) **CLAIM**

The ornamental design for a shower hook with loop, as shown and described.

DESCRIPTION

FIG. 1 is a perspective view of the shower hook with loop according to the invention;

FIG. 2 is a top view of the shower hook with loop as shown in FIG. 1;

FIG. 3 is a front view of the shower hook with loop as shown in FIG. 1;

FIG. 4 is a side view of the shower hook with loop as shown in FIG. 1, which is identical to the other side view;

FIG. 5 is a rear view of the shower hook with loop as shown in FIG. 1; and,

FIG. 6 is a bottom view of the shower hook with loop as shown in FIG. 1.

1 Claim, 1 Drawing Sheet

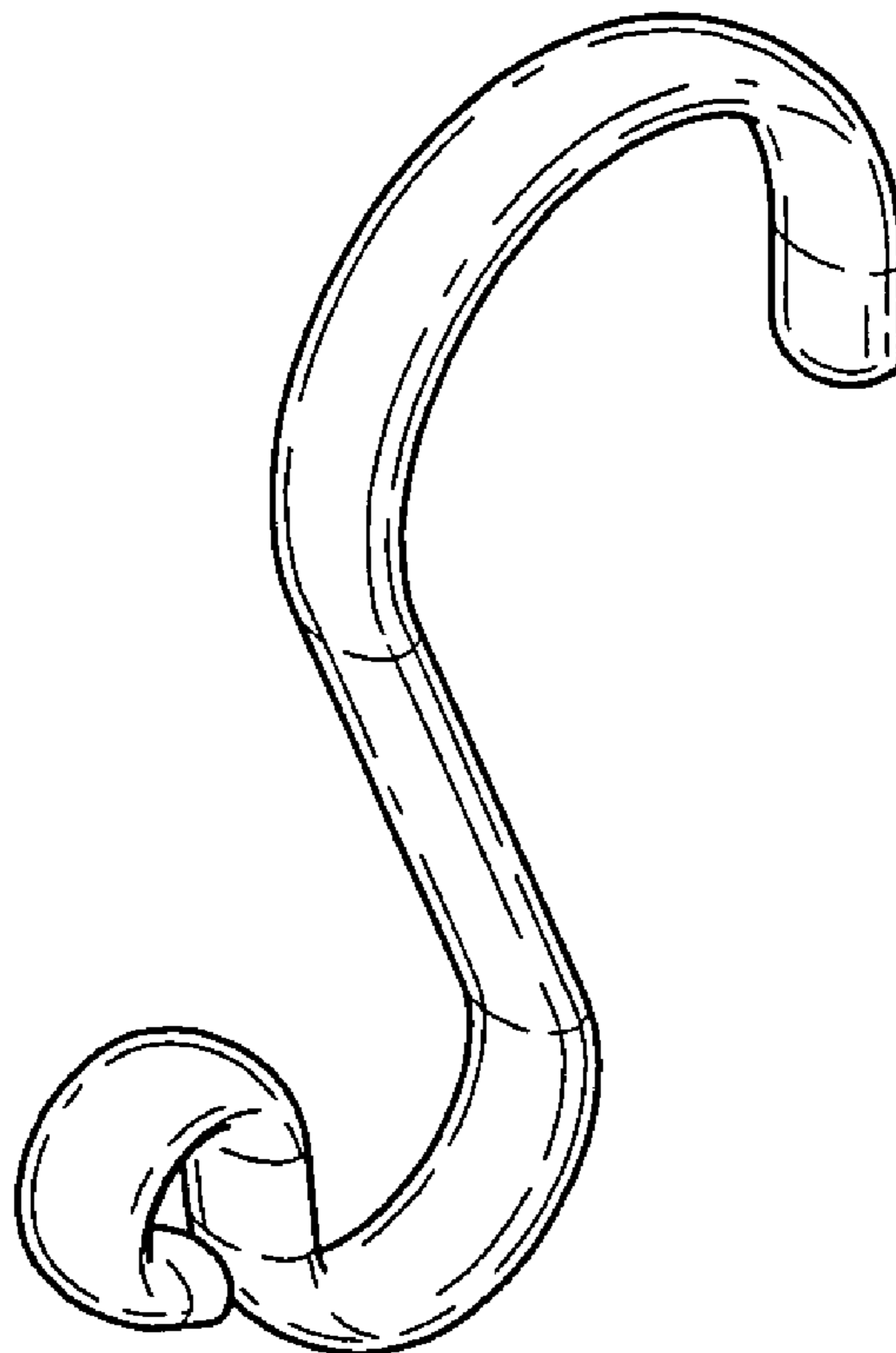




FIG-2

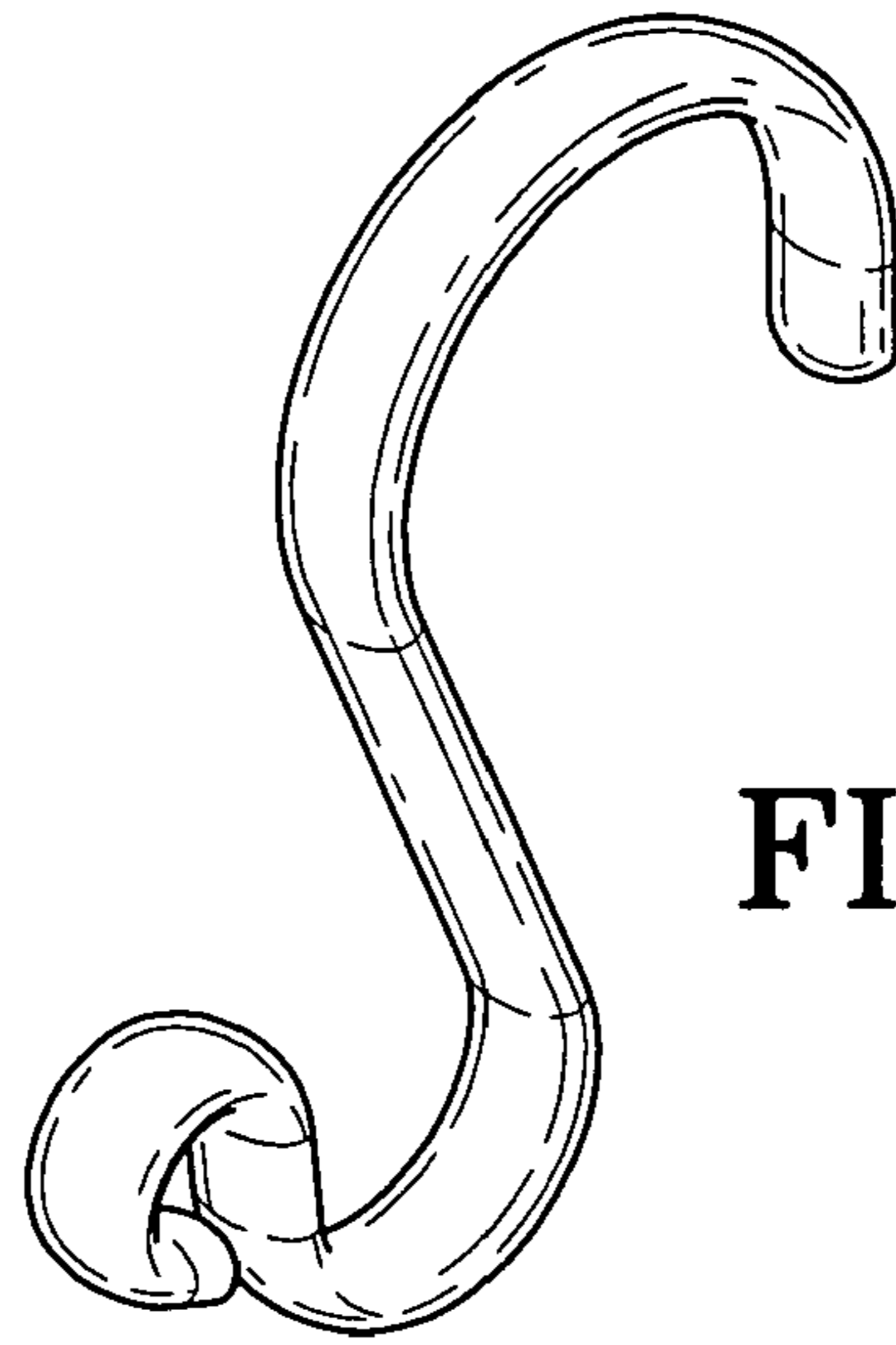


FIG-1

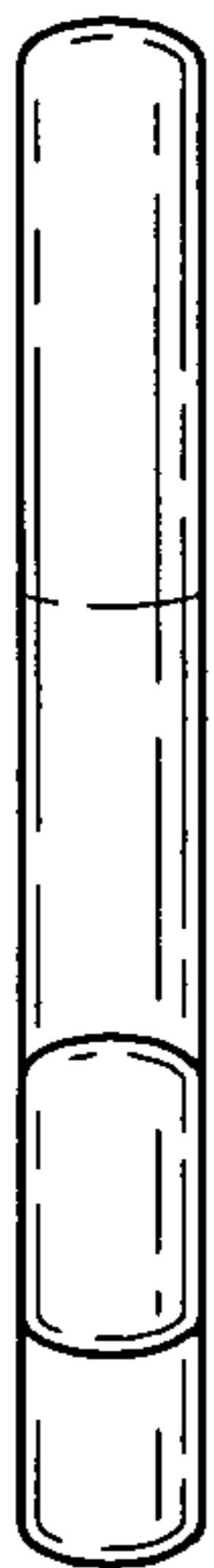


FIG-3

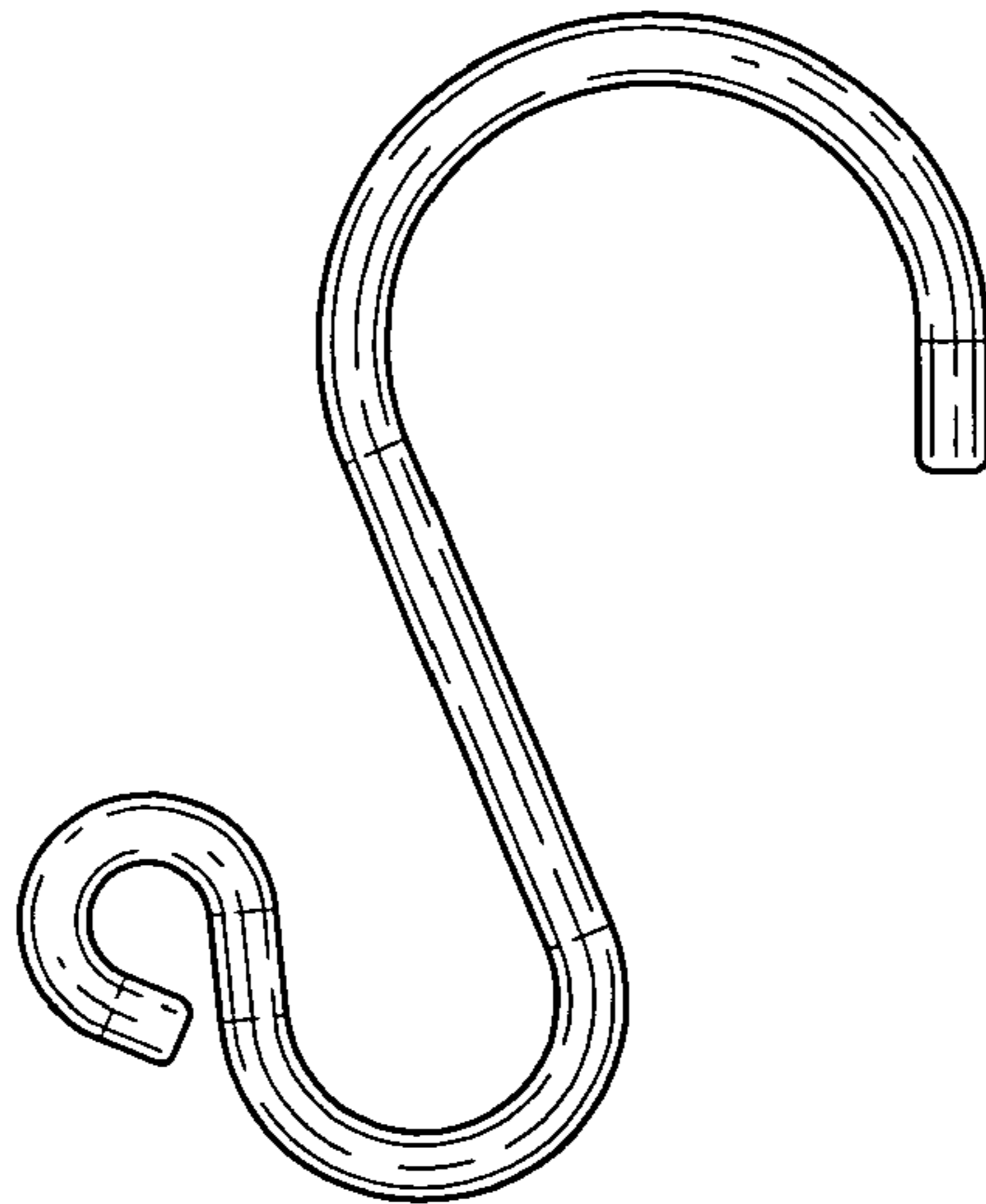


FIG-4




FIG-5

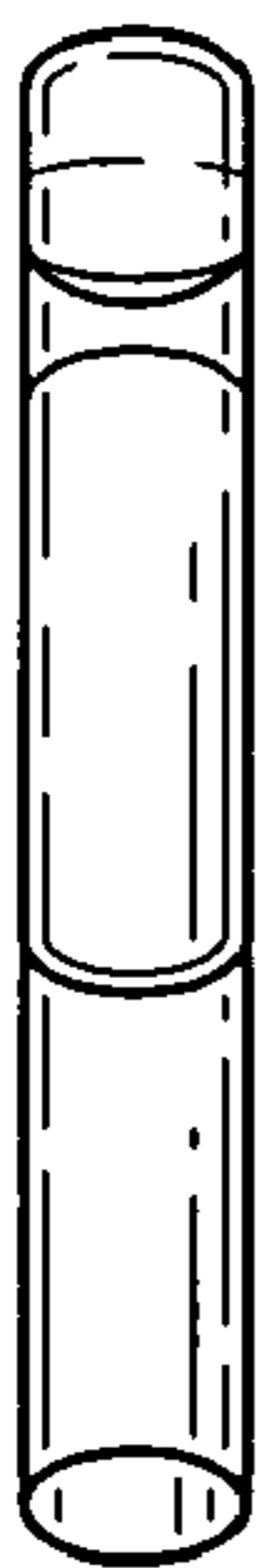


FIG-6