



US00D604588S

(12) **United States Design Patent**
Charette

(10) **Patent No.:** **US D604,588 S**

(45) **Date of Patent:** **** Nov. 24, 2009**

(54) **POST SUPPORT WITH WINGS**

(76) Inventor: **Pierre Charette**, 4521 rue des Carouges,
Notre-Dame-du-Mont-Carmel, Quebec
(CA) G0X 3J0

(**) Term: **14 Years**

(21) Appl. No.: **29/309,662**

(22) Filed: **Sep. 24, 2008**

4,923,165 A *	5/1990	Cockman	248/545
5,011,107 A *	4/1991	Reece	248/545
5,123,623 A *	6/1992	McNamara	248/545
5,927,677 A *	7/1999	Speece et al.	248/516
6,128,867 A *	10/2000	MacKarvich	52/157
6,298,611 B1 *	10/2001	Oliver et al.	52/157
6,334,281 B1 *	1/2002	Oliver et al.	52/157
6,412,235 B1 *	7/2002	Pylant	52/155
6,474,028 B2 *	11/2002	Cusimano et al.	52/153
6,871,455 B1 *	3/2005	Cockman et al.	52/165
D543,438 S *	5/2007	Walker	D8/354
D549,853 S *	8/2007	Walker et al.	D25/131

Related U.S. Application Data

(63) Continuation-in-part of application No. 29/284,119,
filed on Aug. 31, 2007, now abandoned.

Foreign Application Priority Data

Aug. 22, 2008 (CA) 122130

(51) **LOC (9) Cl.** **08-05**

(52) **U.S. Cl.** **D8/349**

(58) **Field of Classification Search** D8/1,
D8/349, 354, 388, 499; D25/38, 131, 133;
248/156, 516, 530, 545; 52/153, 155, 157,
52/165

See application file for complete search history.

References Cited

U.S. PATENT DOCUMENTS

4,271,646 A *	6/1981	Mills	52/165
4,588,157 A *	5/1986	Mills	248/545
4,593,872 A *	6/1986	Svensson	248/156
4,863,137 A *	9/1989	Cockman et al.	248/545
4,874,149 A *	10/1989	Miceli	248/530

* cited by examiner

Primary Examiner—Holly H Baynham

Assistant Examiner—Cynthia M Chin

(74) *Attorney, Agent, or Firm*—Hoffman, Wasson & Gitler,
P.C.

(57) **CLAIM**

The ornamental design for a post support with wings, as
shown, and described.

DESCRIPTION

FIG. 1 is a perspective view of the post support with wings;

FIG. 2 is a top view of the post support with wings;

FIG. 3 is a bottom view of the post support with wings;

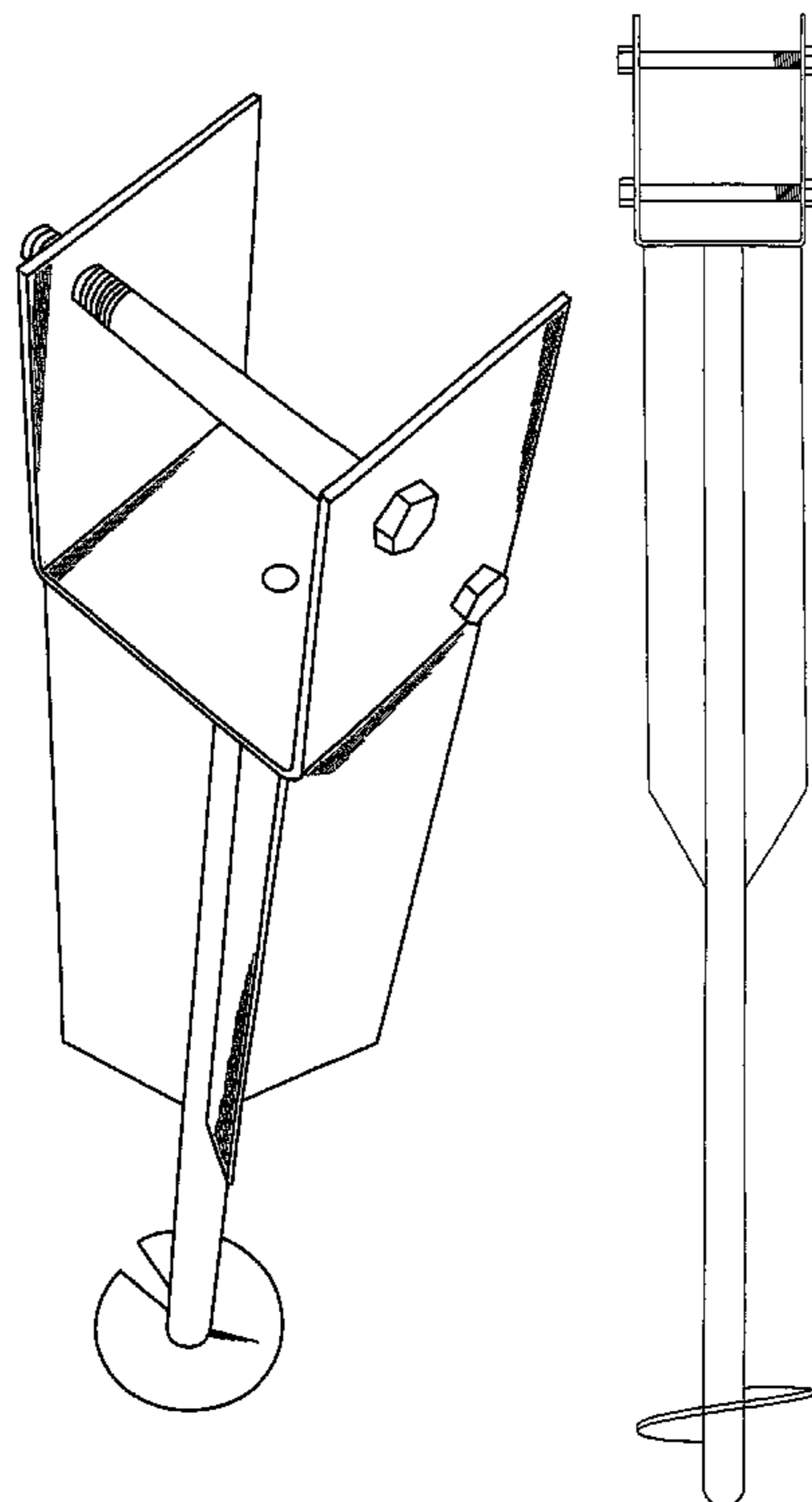
FIG. 4 is a left side view of the post support with wings;

FIG. 5 is a right side view of the post support with wings;

FIG. 6 is a front view of the post support with wings; and,

FIG. 7 is a rear view of the post support with wings.

1 Claim, 7 Drawing Sheets



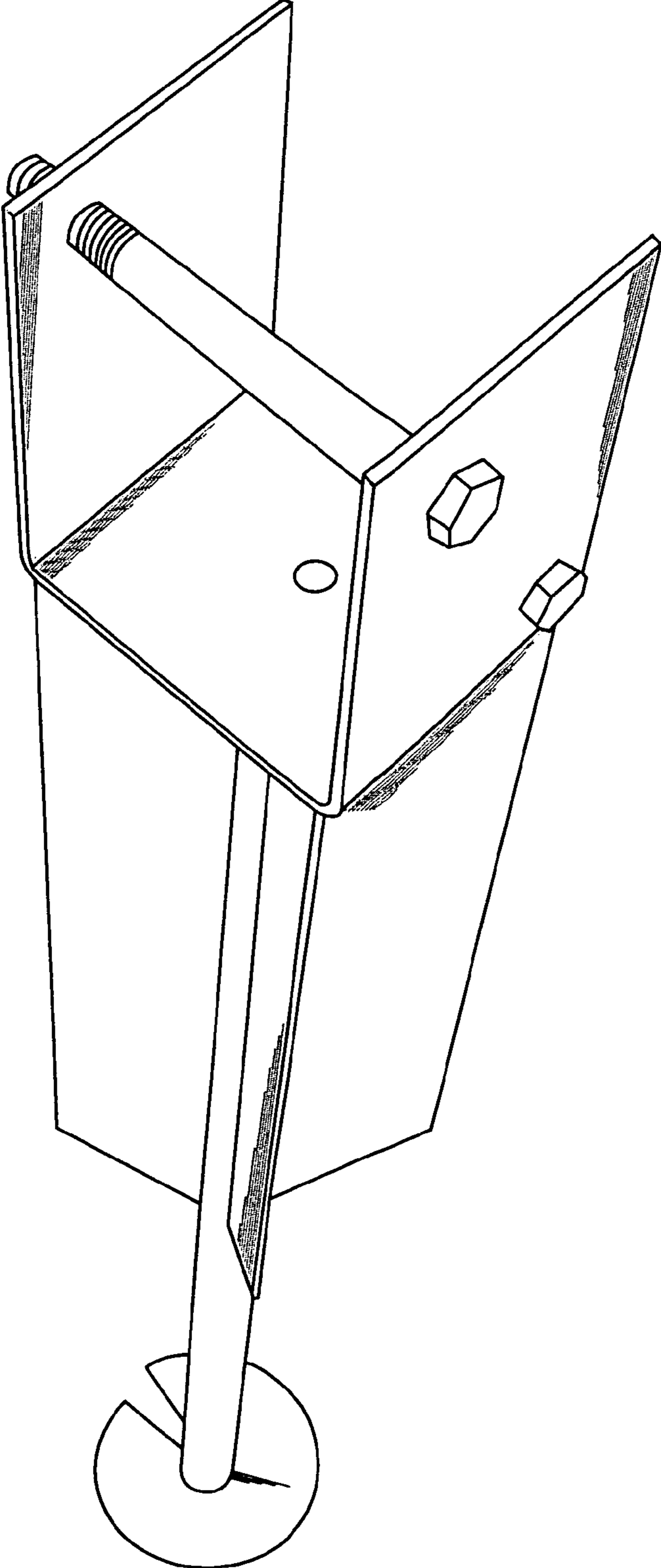


FIGURE 1

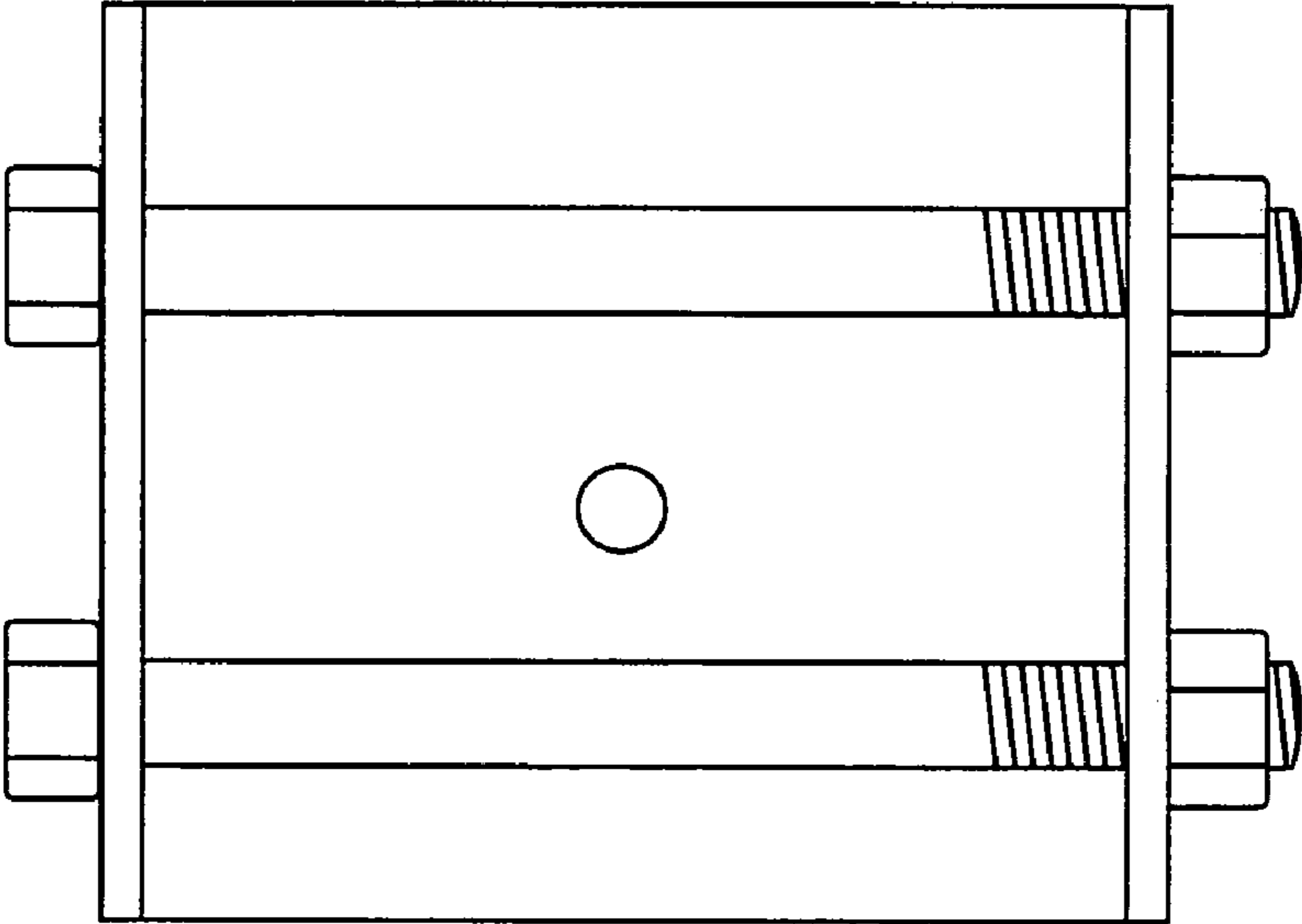


FIGURE 2

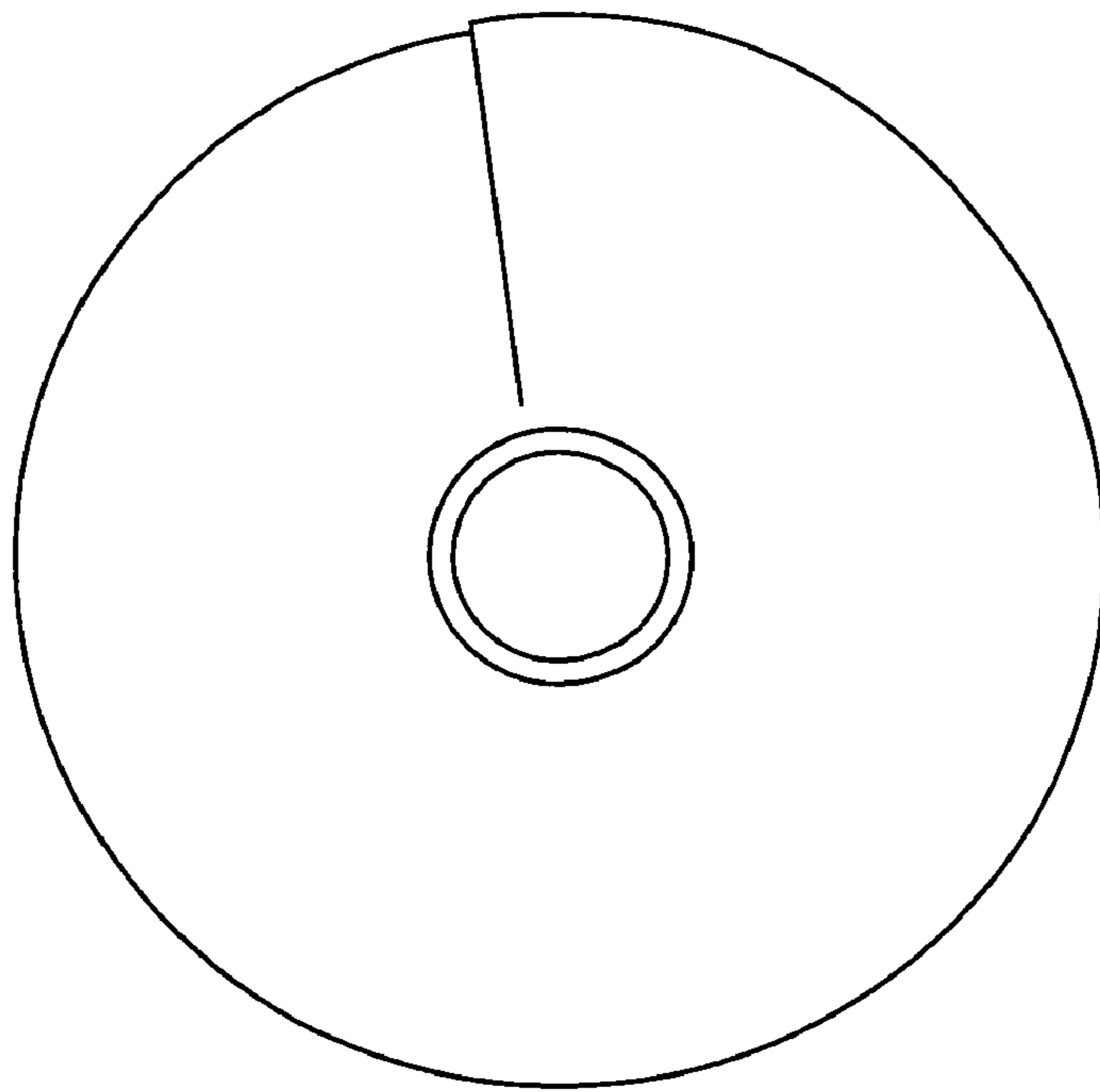


FIGURE 3

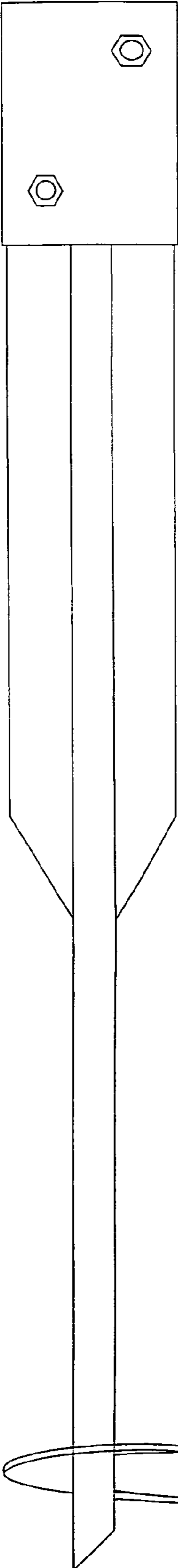


FIGURE 4

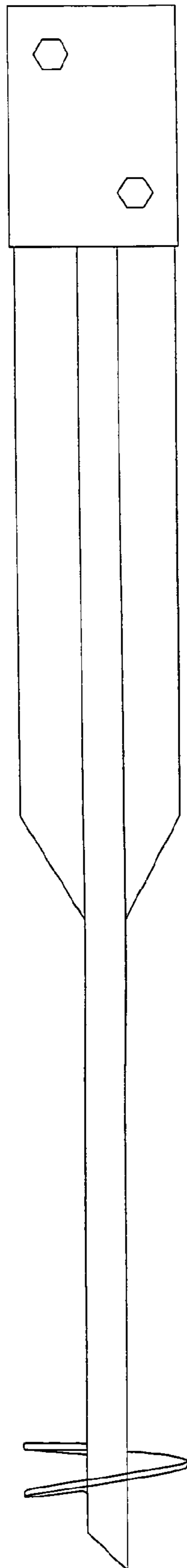


FIGURE 5

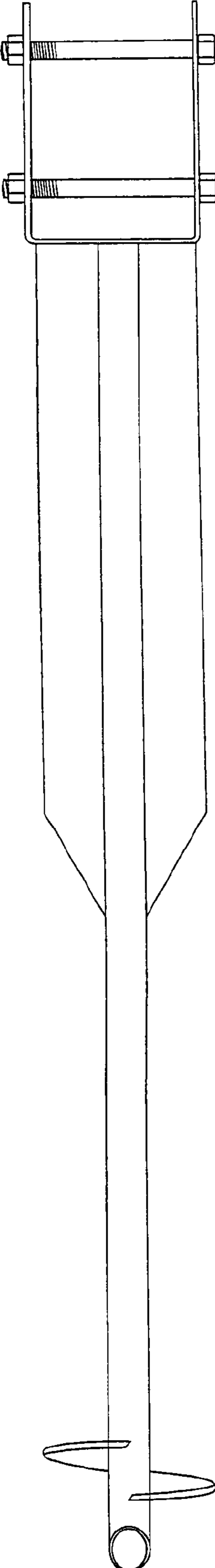


FIGURE 6

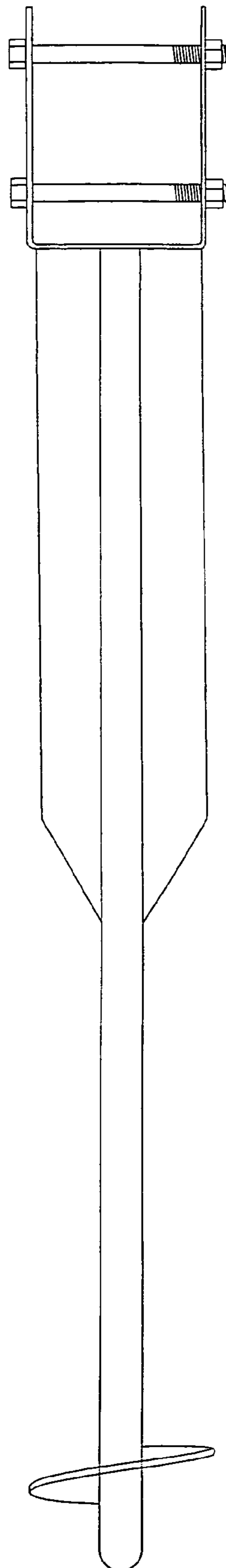


FIGURE 7