



US00D604567S

(12) **United States Design Patent**  
**Lane et al.**

(10) **Patent No.:** **US D604,567 S**

(45) **Date of Patent:** **\*\* Nov. 24, 2009**

(54) **CONDIMENT SPREADING TOOL WITH INDICIA**

(76) Inventors: **Scott M. Lane**, 2018 NW. Park Ridge Dr., Ankeny, IA (US) 50023; **Jim V. Diaz, Jr.**, 8369 W. Bent Tree Dr., Peoria, AZ (US) 85383

(\*\*) Term: **14 Years**

(21) Appl. No.: **29/301,014**

(22) Filed: **Feb. 6, 2008**

(51) **LOC (9) Cl.** ..... **07-03**

(52) **U.S. Cl.** ..... **D7/649; D7/688**

(58) **Field of Classification Search** ..... D7/680-696, D7/393, 395, 643, 649; 30/324, 325, 169; D32/40, 46, 49; 15/236.05, 236.01; 416/70 R  
See application file for complete search history.

(56) **References Cited**

**U.S. PATENT DOCUMENTS**

1,494,018 A	5/1924	Randolph	
D157,183 S	2/1950	Newell	
2,814,868 A	12/1957	Wellinger	
D191,716 S *	11/1961	Hvale	D7/688
3,031,712 A	5/1962	Wilson	
D215,472 S *	10/1969	Potts	D7/688
3,652,171 A	3/1972	Carlson	
3,735,487 A	5/1973	Wojcik	
D265,601 S *	7/1982	Olsson	D32/49

4,350,445 A *	9/1982	Olsson	366/343
D296,646 S	7/1988	Yoder	
D316,016 S	4/1991	Nix	
D331,686 S	12/1992	Persson	
D363,861 S *	11/1995	Slater	D7/688
D418,723 S *	1/2000	Bowman	D7/688
D488,033 S *	4/2004	Overthun et al.	D7/688
D496,230 S *	9/2004	Germany	D7/688
D516,392 S *	3/2006	de Vries	D7/688
7,150,574 B1	12/2006	Cerqua	

\* cited by examiner

*Primary Examiner*—Terry A Wallace

(74) *Attorney, Agent, or Firm*—Robert C. Montgomery

(57) **CLAIM**

The ornamental design for a condiment spreading tool with indicia, as shown and described.

**DESCRIPTION**

FIG. 1 is a perspective view of a condiment spreading tool with indicia, as shown and described;

FIG. 2 is a right side view thereof;

FIG. 3 is a left side view thereof;

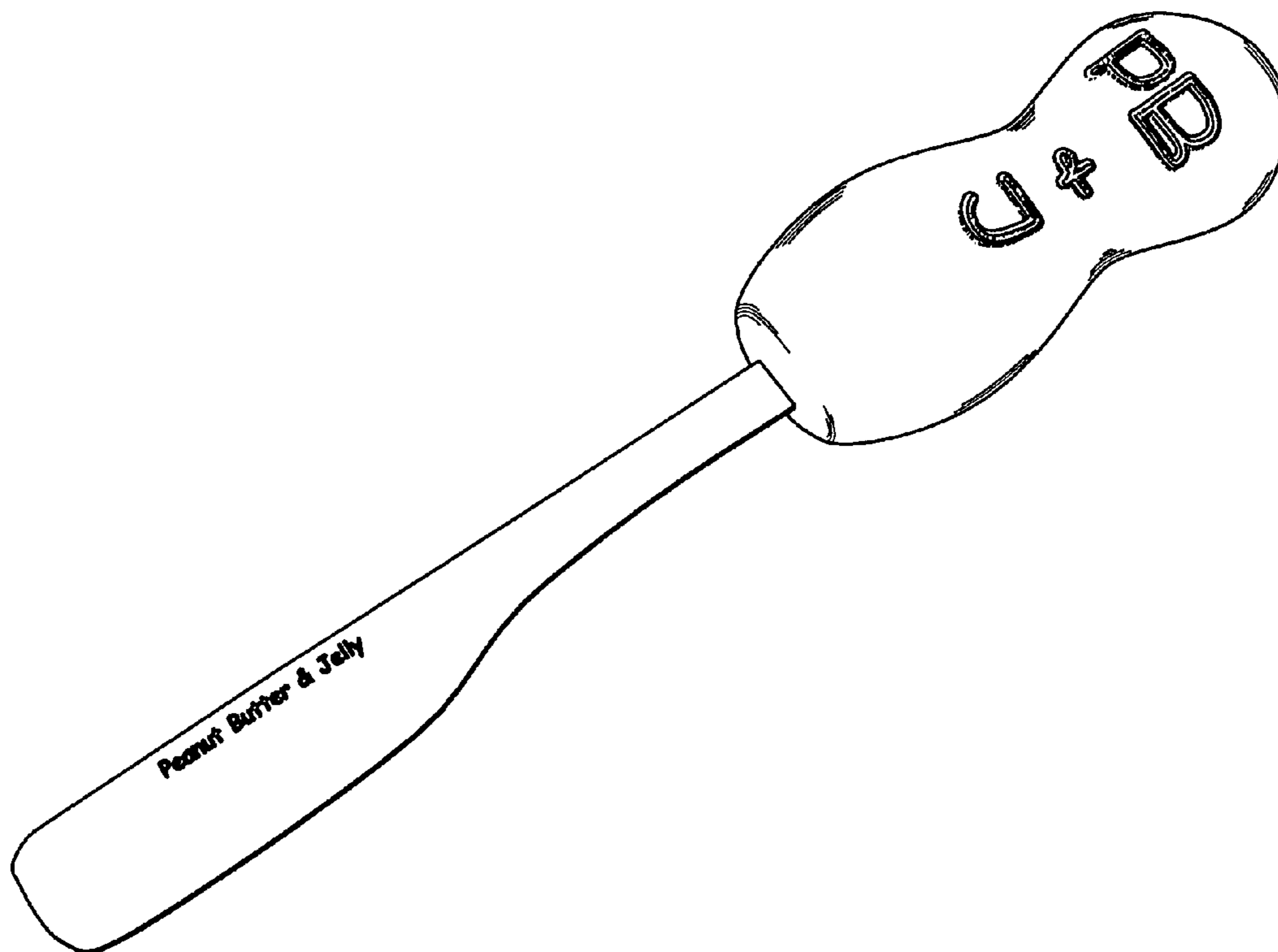
FIG. 4 is a close-up rear view thereof;

FIG. 5 is a close-up front view thereof;

FIG. 6 is a top view thereof; and,

FIG. 7 is a bottom view thereof.

**1 Claim, 7 Drawing Sheets**



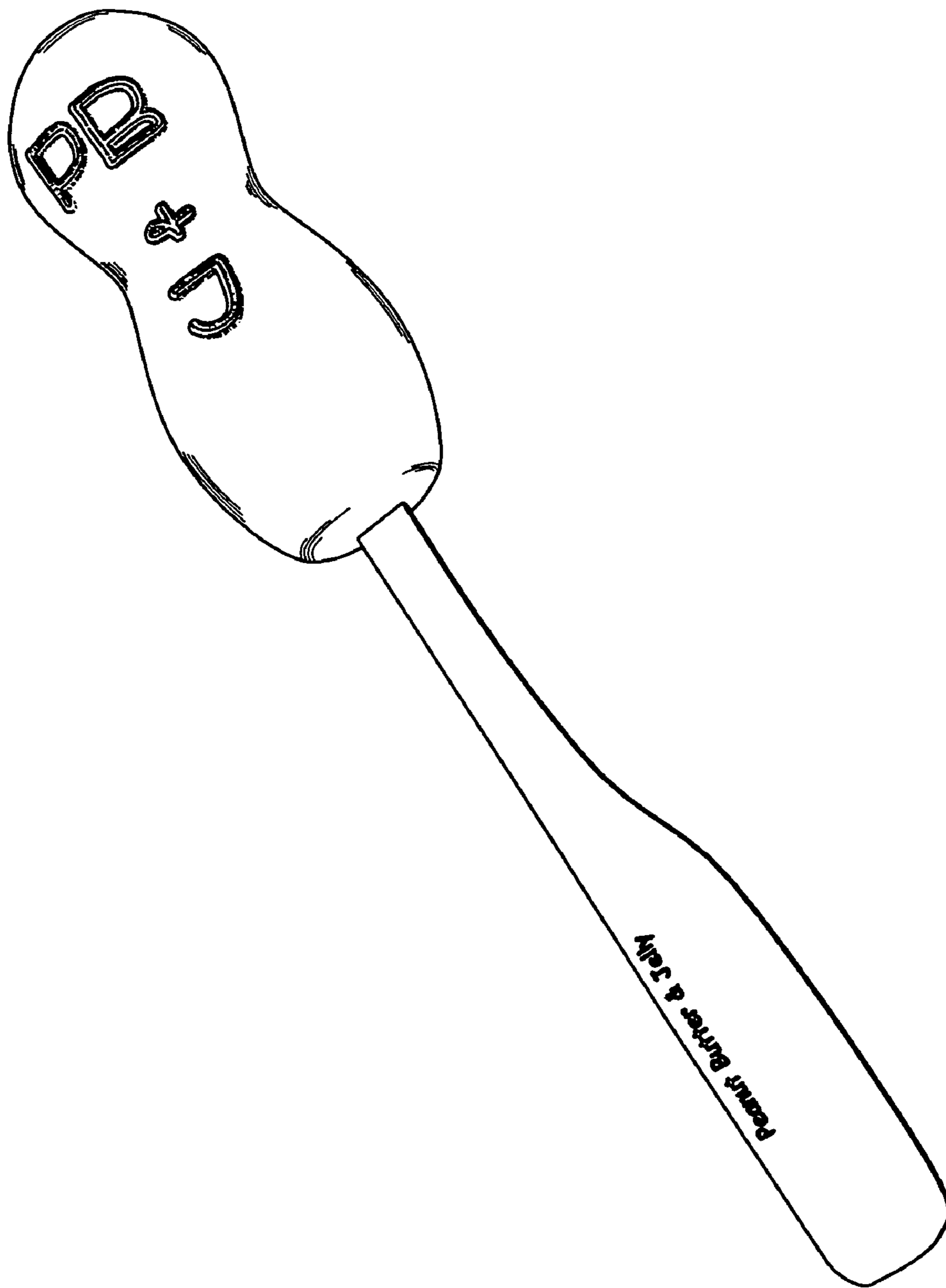


Fig. 1

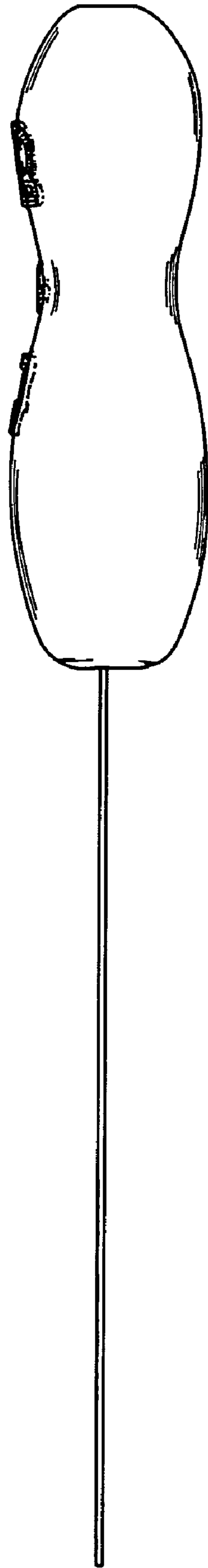


Fig. 2

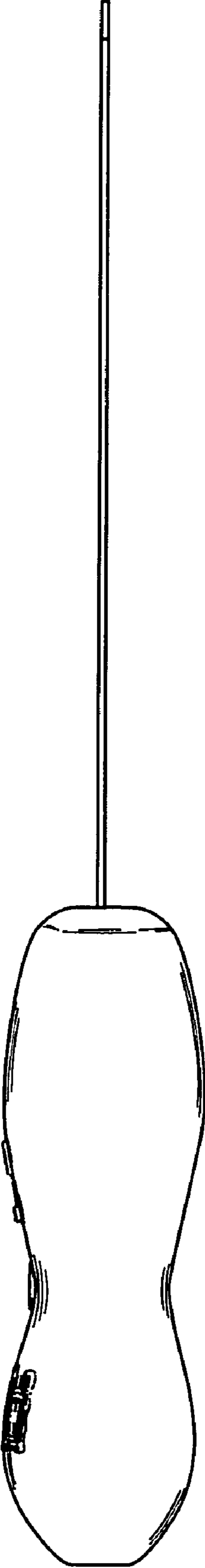


Fig. 3

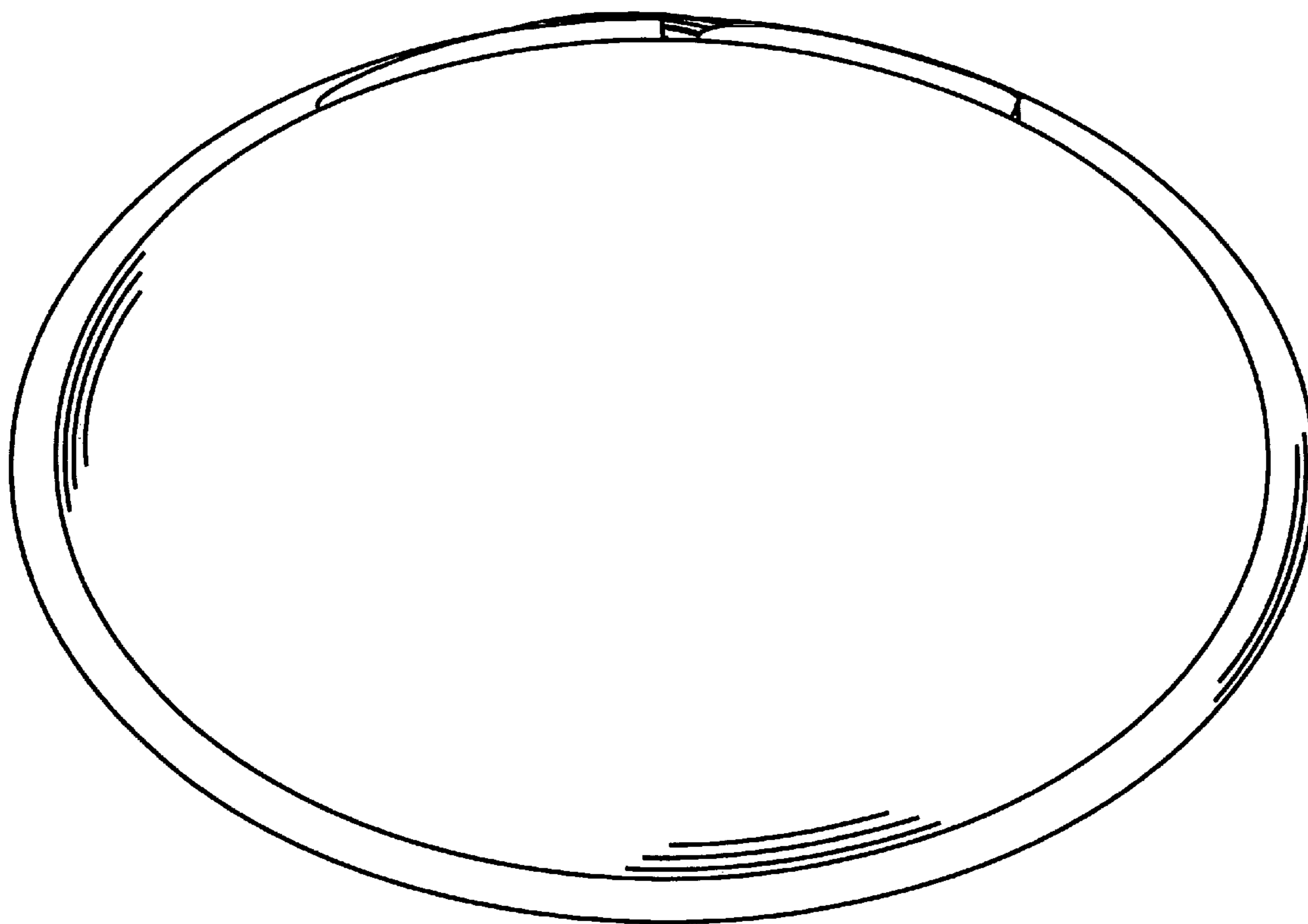


Fig. 4

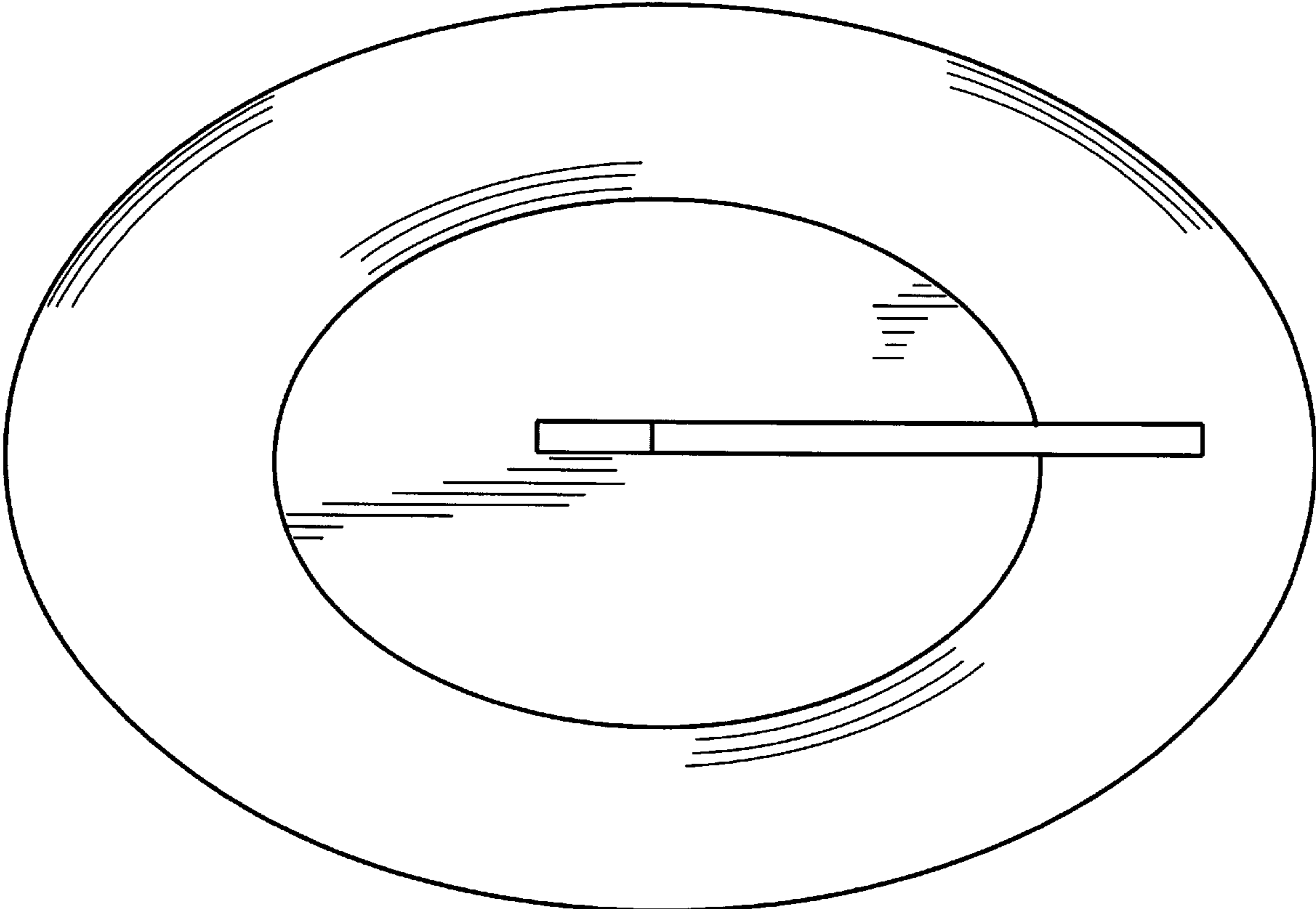


Fig. 5

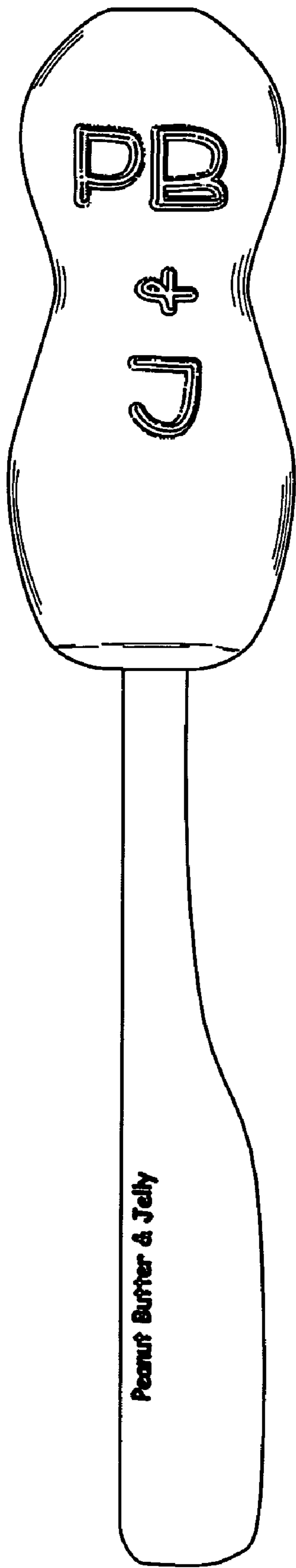


Fig. 6

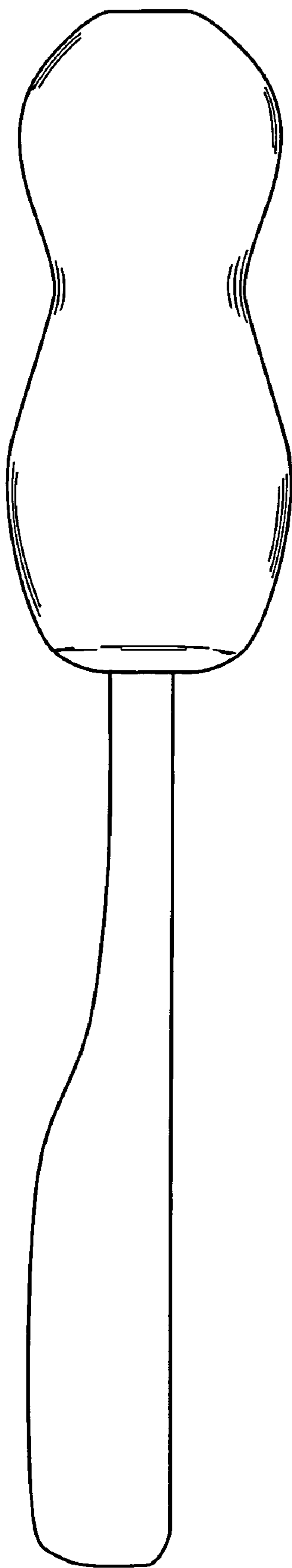


Fig. 7