



US00D604562S

(12) **United States Design Patent**
Lopez

(10) **Patent No.:** **US D604,562 S**

(45) **Date of Patent:** **** *Nov. 24, 2009**

(54) **GOLF BALL TUMBLER**

(75) Inventor: **Carlos A. Lopez**, Miami, FL (US)

(73) Assignee: **Productopop, Inc.**, Miami, FL (US)

(*) Notice: This patent is subject to a terminal disclaimer.

(**) Term: **14 Years**

(21) Appl. No.: **29/308,215**

(22) Filed: **Jun. 3, 2008**

Related U.S. Application Data

(60) Continuation-in-part of application No. 29/288,235, filed on Jun. 4, 2007, now abandoned, which is a division of application No. 29/243,257, filed on Nov. 7, 2005, now abandoned.

(51) **LOC (9) Cl.** **07-01**

(52) **U.S. Cl.** **D7/515; D7/510; D7/511; D7/901**

(58) **Field of Classification Search** D7/514-515, D7/901, 510, 511, 509; 215/382, DIG. 7; 220/710, 713, 592.17; D9/668
See application file for complete search history.

(56) **References Cited**

U.S. PATENT DOCUMENTS

- D301,003 S * 5/1989 Burns D7/515
- D302,633 S * 8/1989 Burns D7/515
- D355,995 S * 3/1995 Stoddard et al. D6/450

- D360,109 S * 7/1995 Blankenburg et al. D7/515
- D370,829 S * 6/1996 Neale D7/515
- D427,515 S * 7/2000 Roth et al. D9/668
- D433,599 S * 11/2000 Kristiansen et al. D7/523
- D448,282 S * 9/2001 O'Hair D9/668
- D469,658 S * 2/2003 Norris et al. D7/523
- D471,223 S * 3/2003 Whitney D16/225
- D474,077 S * 5/2003 Hatsumoto D7/608
- D474,335 S * 5/2003 von Schmidt et al. D3/202
- D483,226 S * 12/2003 Belton et al. D7/533
- D483,615 S * 12/2003 Norris et al. D7/533
- D490,304 S * 5/2004 Landers D9/668
- D528,861 S * 9/2006 Herrera D7/510
- D547,200 S * 7/2007 Bourne D9/668
- D549,107 S * 8/2007 Bourne D9/668
- D560,510 S * 1/2008 Lepoitevin et al. D9/668

* cited by examiner

Primary Examiner—Marianne Pandozzi

(74) *Attorney, Agent, or Firm*—Alberto A. León, Esq.; Bauman, Dow & León, P.C.

(57) **CLAIM**

I claim the ornamental design of a golf ball tumbler, as shown and described.

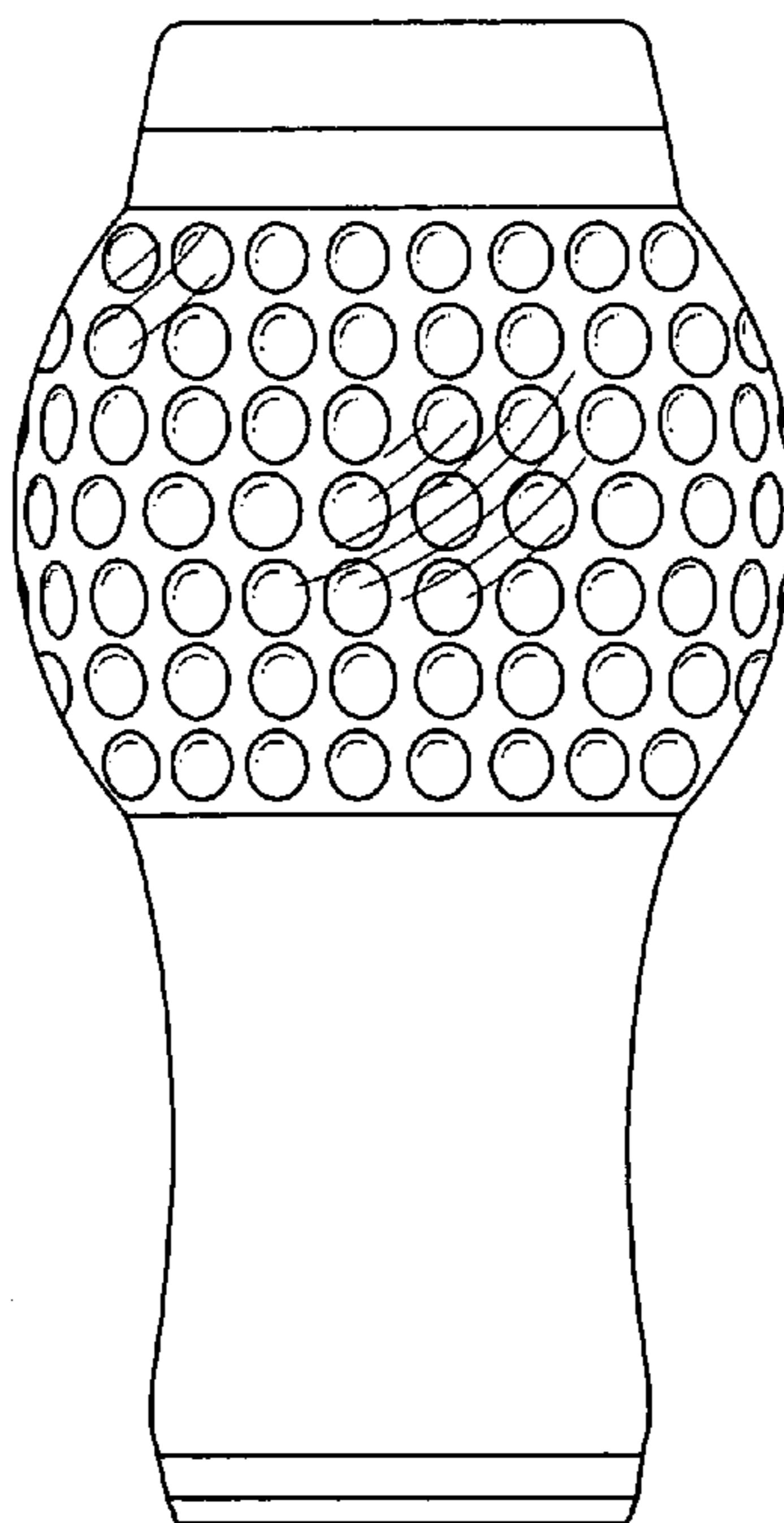
DESCRIPTION

FIG. 1: is a perspective view the golf ball tumbler taken from above and to one side; and,

FIG. 2 is a side elevational view thereof, all sides being the same.

The broken lines in FIG. 1 are included for the purpose of illustration and form no part of the claimed design.

1 Claim, 1 Drawing Sheet



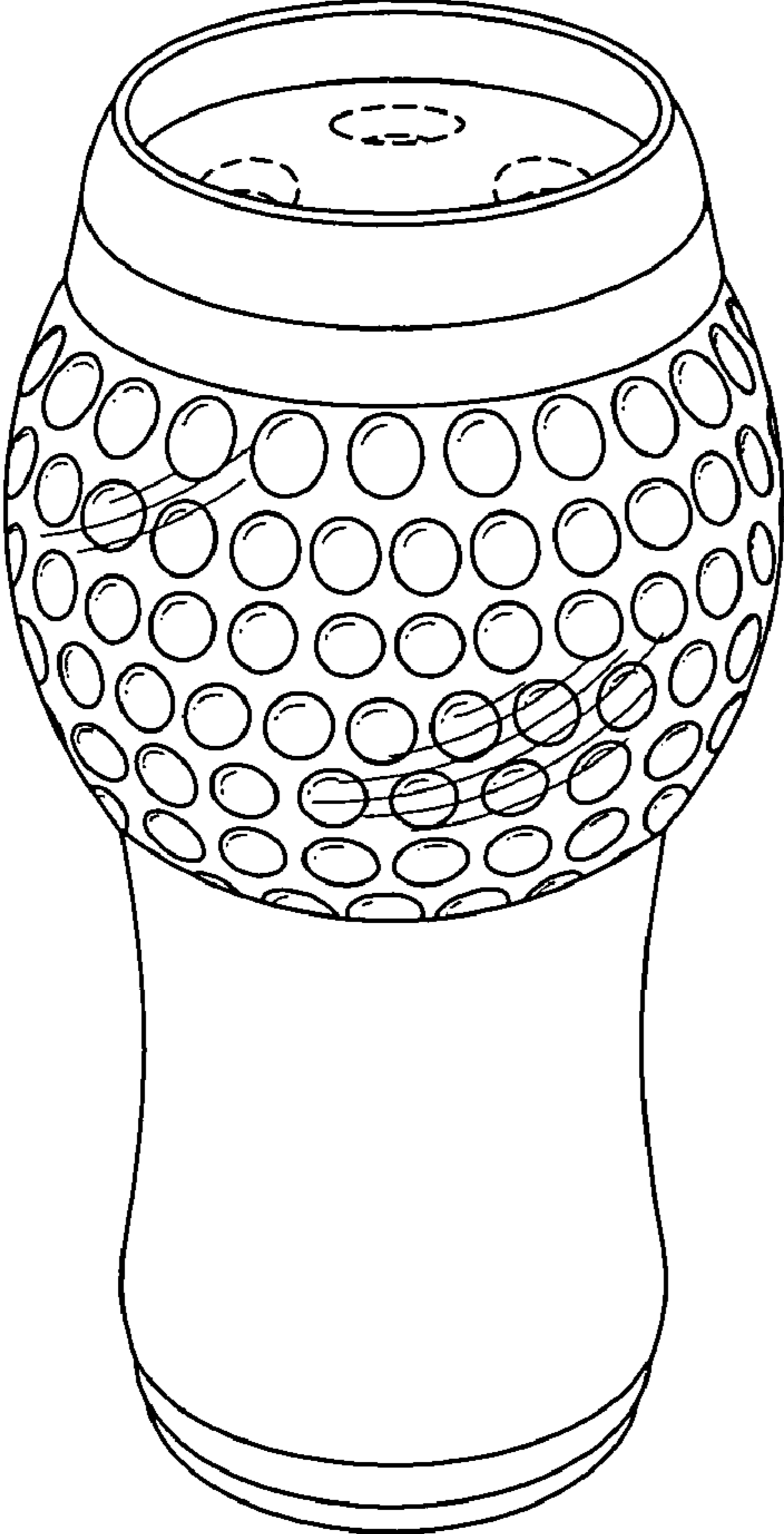


Fig. 1

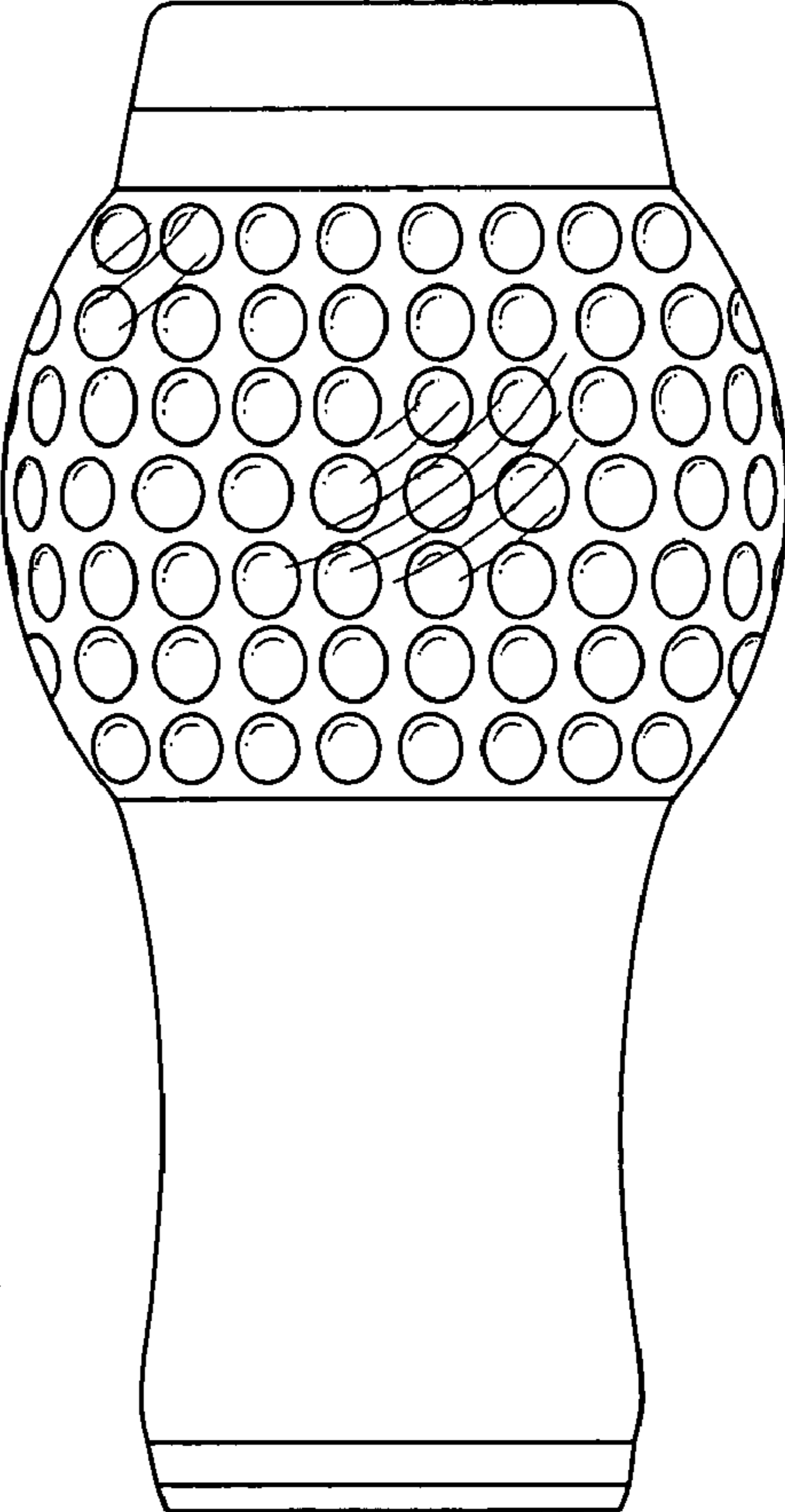


Fig. 2