



US00D604557S

(12) **United States Design Patent**
Lee

(10) **Patent No.:** **US D604,557 S**
(45) **Date of Patent:** **** Nov. 24, 2009**

(54) **GRILL LID**

(75) Inventor: **Po Sum Lee**, North Point (CN)

(73) Assignee: **The Brinkmann Corporation**, Dallas, TX (US)

(**) Term: **14 Years**

(21) Appl. No.: **29/313,668**

(22) Filed: **Jan. 29, 2009**

(51) **LOC (9) Cl.** **07-02**

(52) **U.S. Cl.** **D7/402**

(58) **Field of Classification Search** D7/332,
D7/334-337, 402-406; 126/25 R, 9 R, 37 R,
126/41 R, 40, 42, 50, 9 A, 299 C, 98, 201,
126/43-44, 48, 38

See application file for complete search history.

D528,349 S	9/2006	Chung	
D547,108 S	7/2007	Tseng	
D549,511 S	8/2007	Chung	
D549,514 S	8/2007	Chung	
D557,066 S	* 12/2007	Chau et al.	D7/402
D557,068 S	* 12/2007	Lee	D7/402
D557,555 S	* 12/2007	Chau et al.	D7/402
D557,556 S	* 12/2007	Chau et al.	D7/402
D557,558 S	* 12/2007	Chau et al.	D7/402
D558,518 S	1/2008	Ho et al.	
D560,415 S	1/2008	Wood et al.	
D562,629 S	2/2008	Chau et al.	
D566,456 S	4/2008	Profitt	
D581,199 S	11/2008	Chau	
D586,615 S	* 2/2009	Lee	D7/402
D587,525 S	3/2009	Chau	

* cited by examiner

Primary Examiner—Ruth McInroy

(74) *Attorney, Agent, or Firm*—Sheppard, Mullin, Richter & Hampton LLP

(56) **References Cited**

U.S. PATENT DOCUMENTS

6,332,395 B1	12/2001	Home	
D454,276 S	3/2002	Pai	
D461,359 S	8/2002	Coleman et al.	
D466,756 S	12/2002	Bossler et al.	
D470,357 S	2/2003	Home	
D470,719 S	2/2003	Pai	
D471,057 S	3/2003	Chung	
D472,756 S	4/2003	Pai	
D475,235 S	6/2003	Home	
D485,467 S	1/2004	Pai	
D489,221 S	5/2004	Pai	
D494,009 S	* 8/2004	Joss et al.	D7/402
D494,413 S	8/2004	Joss et al.	
D504,048 S	* 4/2005	Joss et al.	D7/402
D512,268 S	12/2005	Pai	
D521,308 S	5/2006	Tseng	

(57) **CLAIM**

I claim the ornamental design for a grill lid, as shown and described.

DESCRIPTION

FIG. 1 is a perspective view of the grill lid showing the new design;

FIG. 2 is a front elevational view thereof;

FIG. 3 is a rear elevational view thereof;

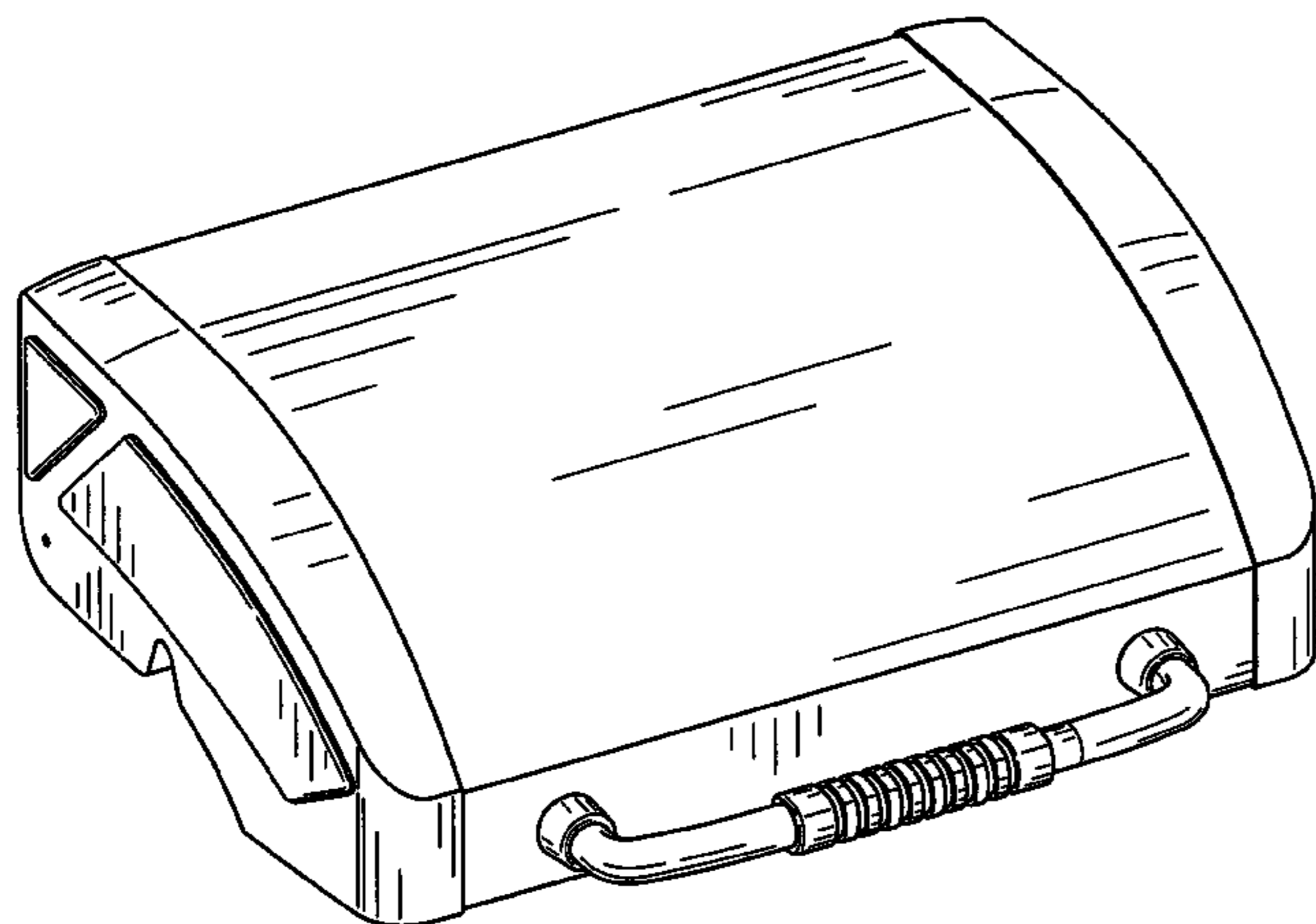
FIG. 4 is a right side elevational view thereof;

FIG. 5 is a left side elevational view thereof;

FIG. 6 is a top plan view thereof; and,

FIG. 7 is a bottom plan view thereof.

1 Claim, 4 Drawing Sheets



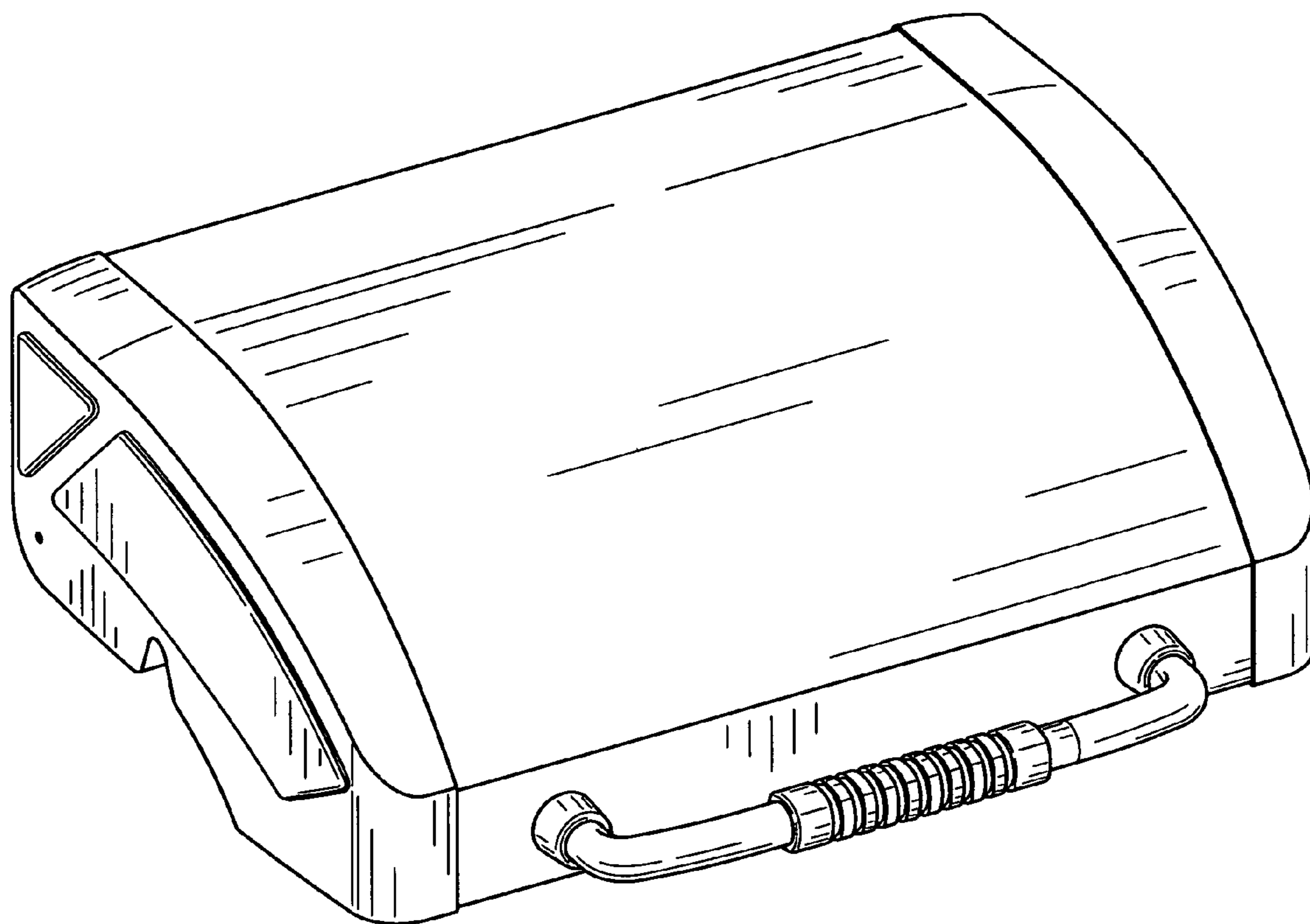


FIG. 1

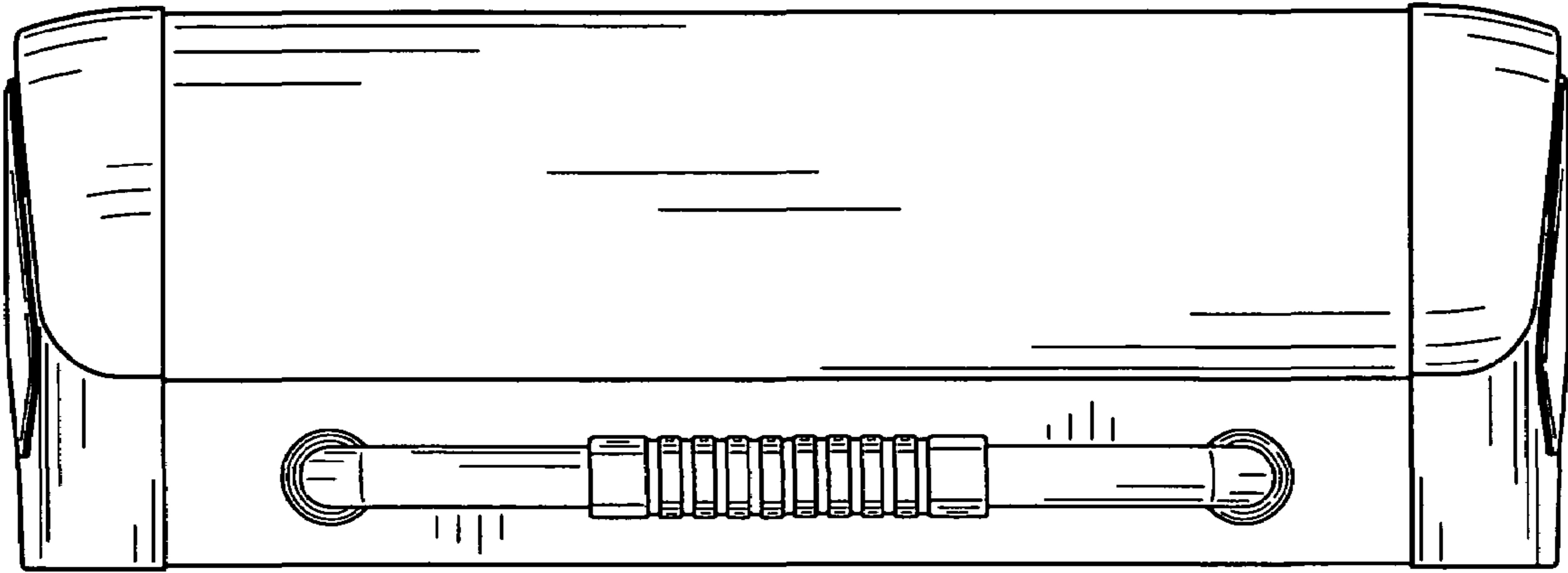


FIG. 2



FIG. 3

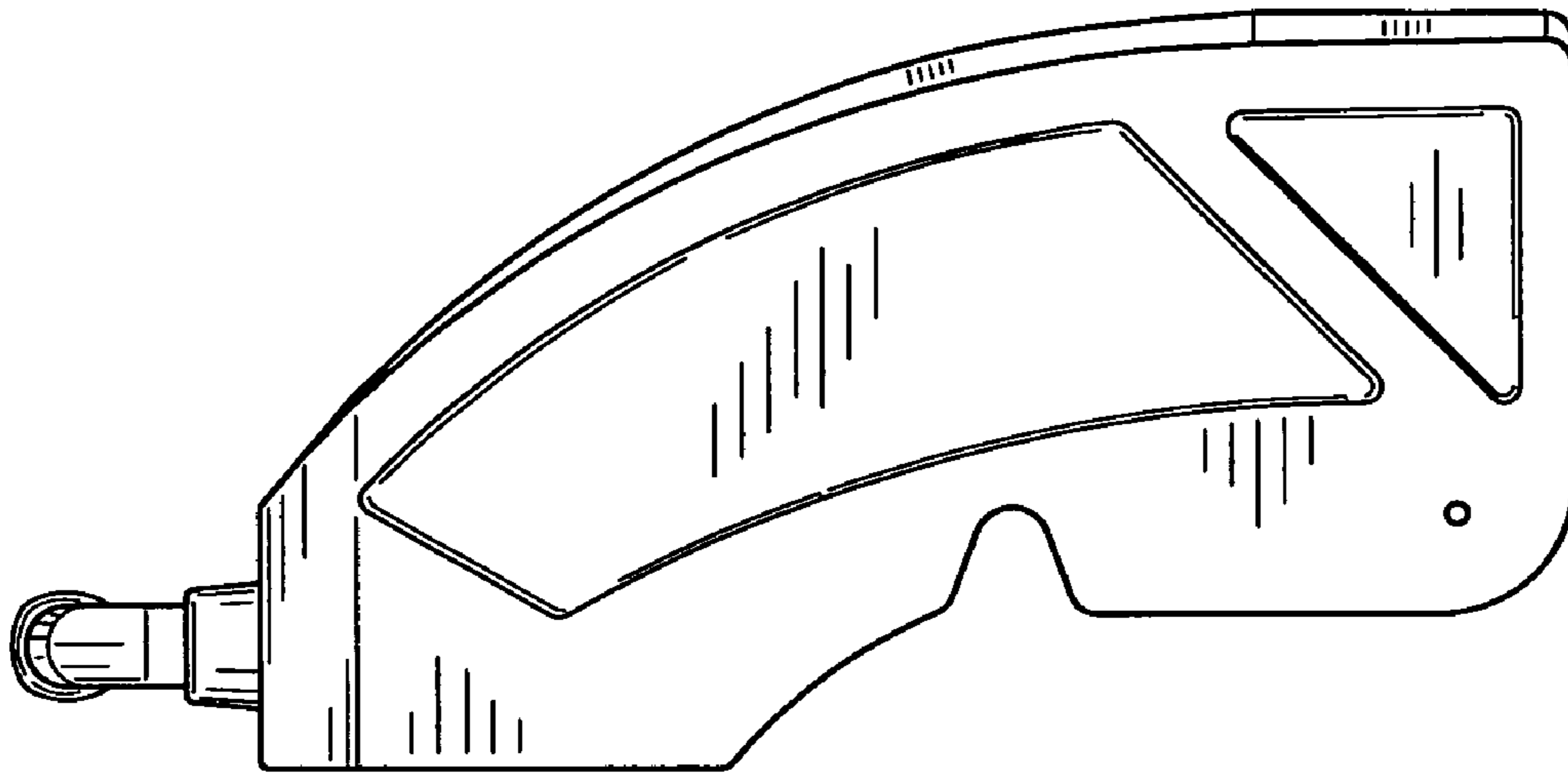


FIG. 4

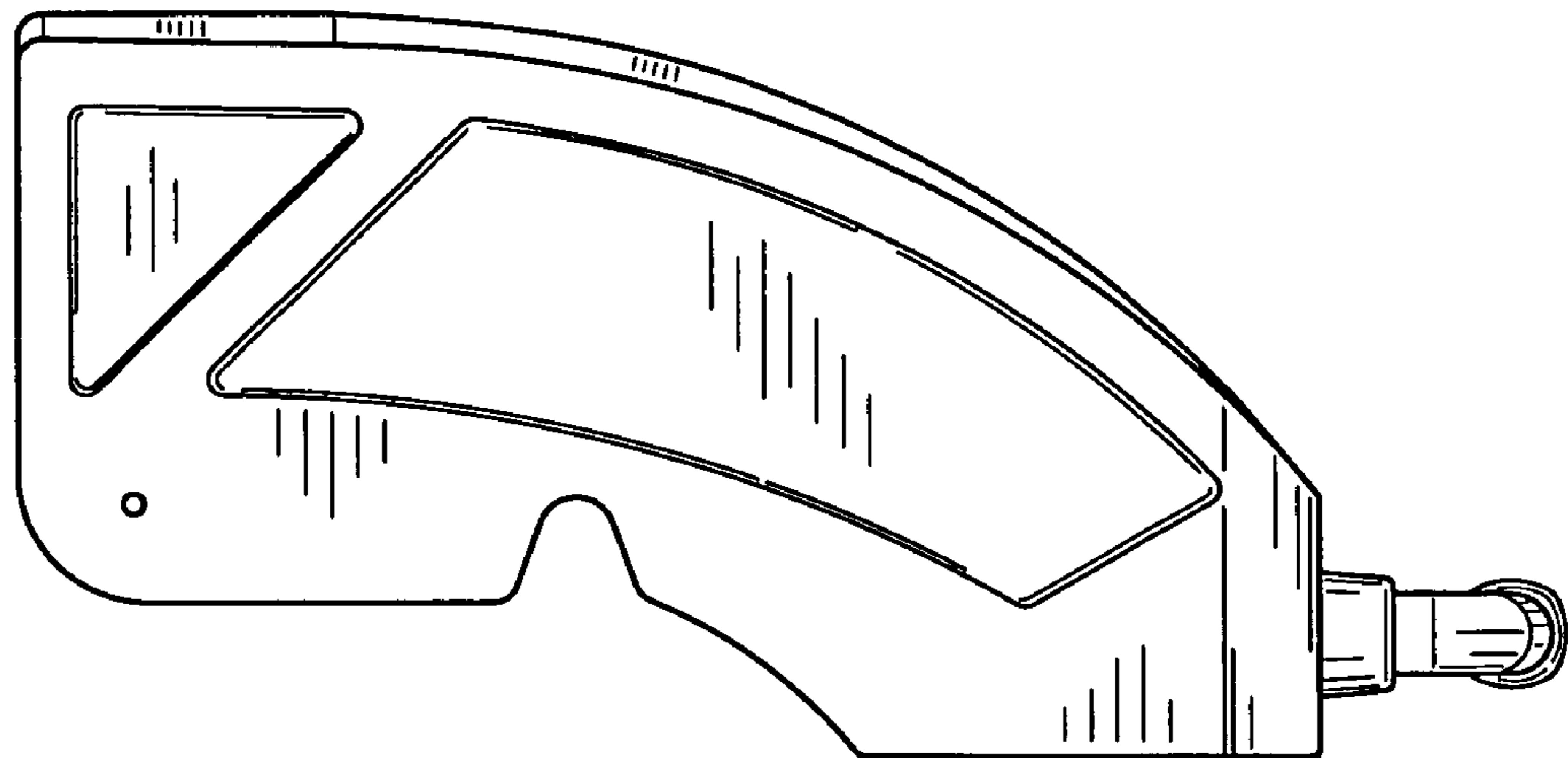


FIG. 5

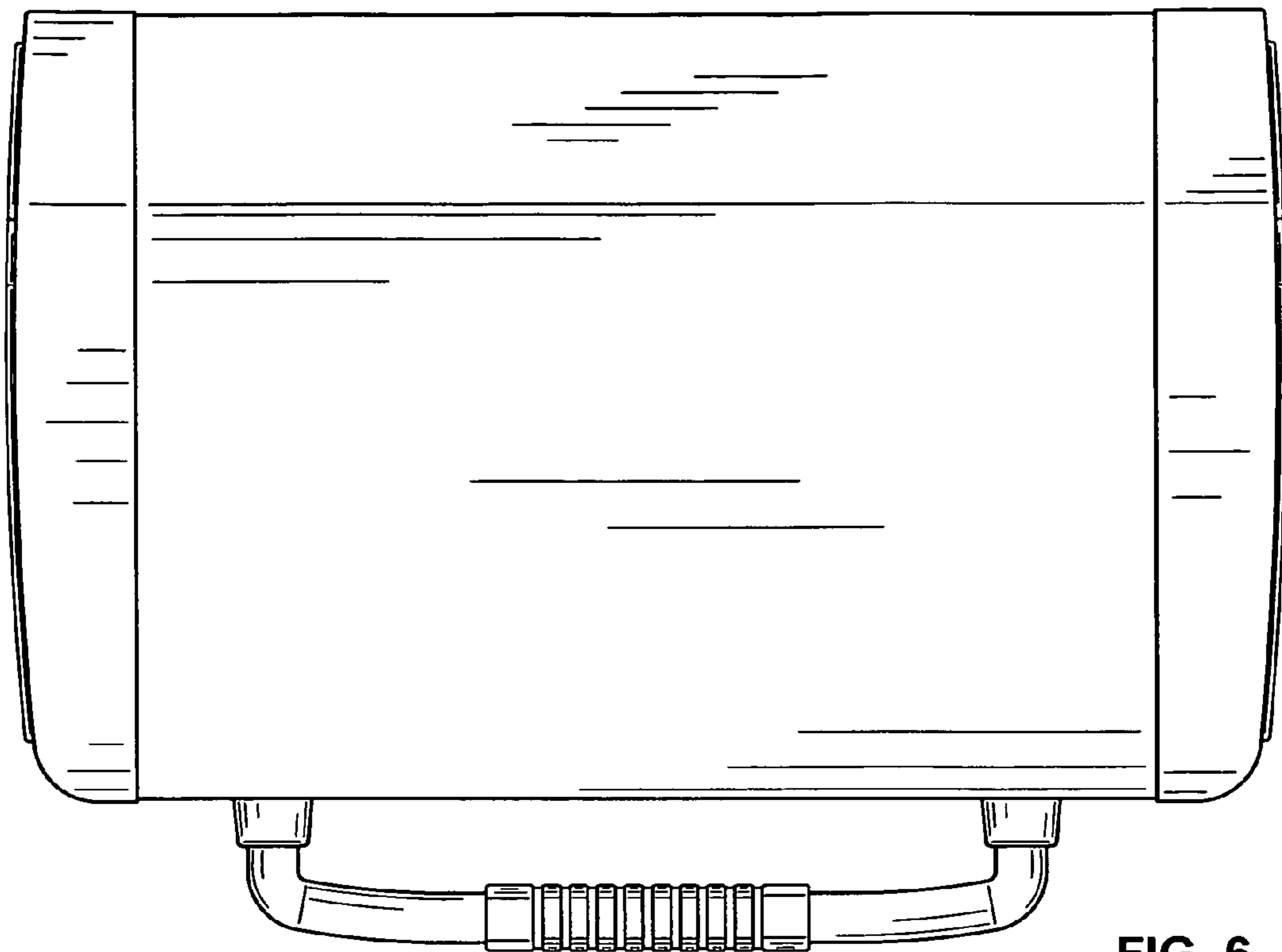


FIG. 6

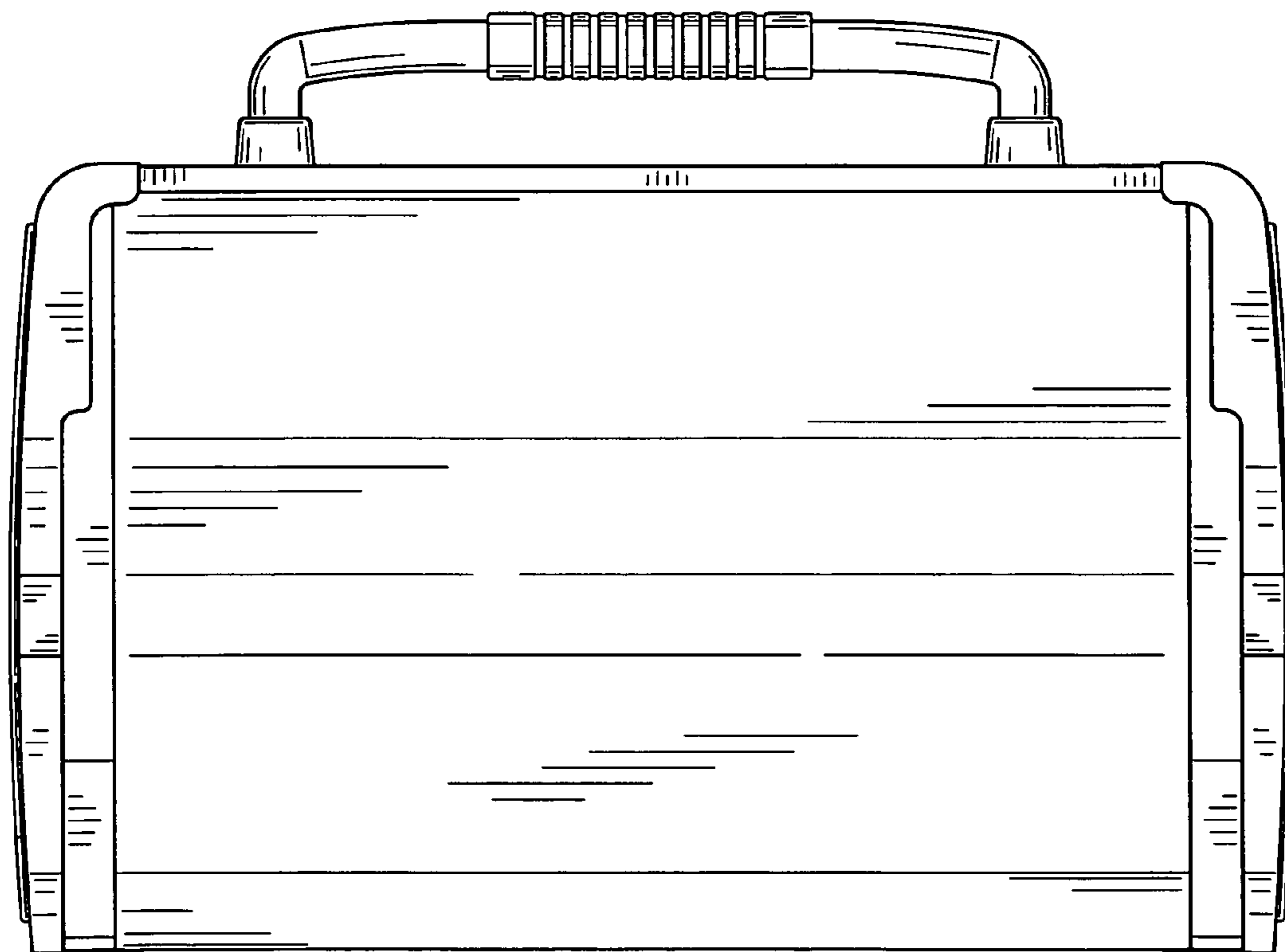


FIG. 7