

US00D604554S

(12) **United States Design Patent**
Lippert et al.

(10) **Patent No.:** **US D604,554 S**

(45) **Date of Patent:** **** Nov. 24, 2009**

(54) **WATER DISPENSING MACHINE**

(75) Inventors: **Stefan Lippert**, Stuttgart (DE); **Colonel Kim**, Qingdao (CN)

(73) Assignee: **Waterlogic International Limited**, Nassau (BS)

(**) Term: **14 Years**

(21) Appl. No.: **29/323,498**

(22) Filed: **Aug. 26, 2008**

(51) **LOC (9) Cl.** **07-01**

(52) **U.S. Cl.** **D7/306; D7/313**

(58) **Field of Classification Search** D7/397,
D7/300, 306-313; D20/4; 222/146.6, 185.1,
222/105, 527, 183; 141/363

See application file for complete search history.

(56) **References Cited**

U.S. PATENT DOCUMENTS

D287,029	S	*	12/1986	Oakley et al.	D20/4
D348,798	S	*	7/1994	Jacobs	D7/392
D366,179	S	*	1/1996	Hauser et al.	D7/307
D367,797	S	*	3/1996	Hauser et al.	D7/307
D408,207	S	*	4/1999	Bourke	D7/306
D498,969	S	*	11/2004	Nicol	D7/306

D536,917	S	*	2/2007	McWilliam	D7/309
D553,897	S	*	10/2007	De' Longhi	D7/309
7,287,392	B2	*	10/2007	Brand et al.	62/132
D571,141	S	*	6/2008	Roosmalen et al.	D7/307
D582,194	S	*	12/2008	Wang	D7/313
D585,690	S	*	2/2009	Dammkoehler	D7/307

* cited by examiner

Primary Examiner—Marianne Pandozzi

(74) *Attorney, Agent, or Firm*—Christie, Parker & Hale, LLP

(57) **CLAIM**

The ornamental design for water dispensing machine, as shown and described.

DESCRIPTION

FIG. 1 is a front perspective view of a first embodiment of the water dispensing machine;

FIG. 2 is a front elevation view of the first embodiment of the water dispensing machine;

FIG. 3 is a left side elevation view of the first embodiment of the water dispensing machine with the right side being a mirror image; and,

FIG. 4 is a top view of the first embodiment of the water dispensing machine.

1 Claim, 2 Drawing Sheets

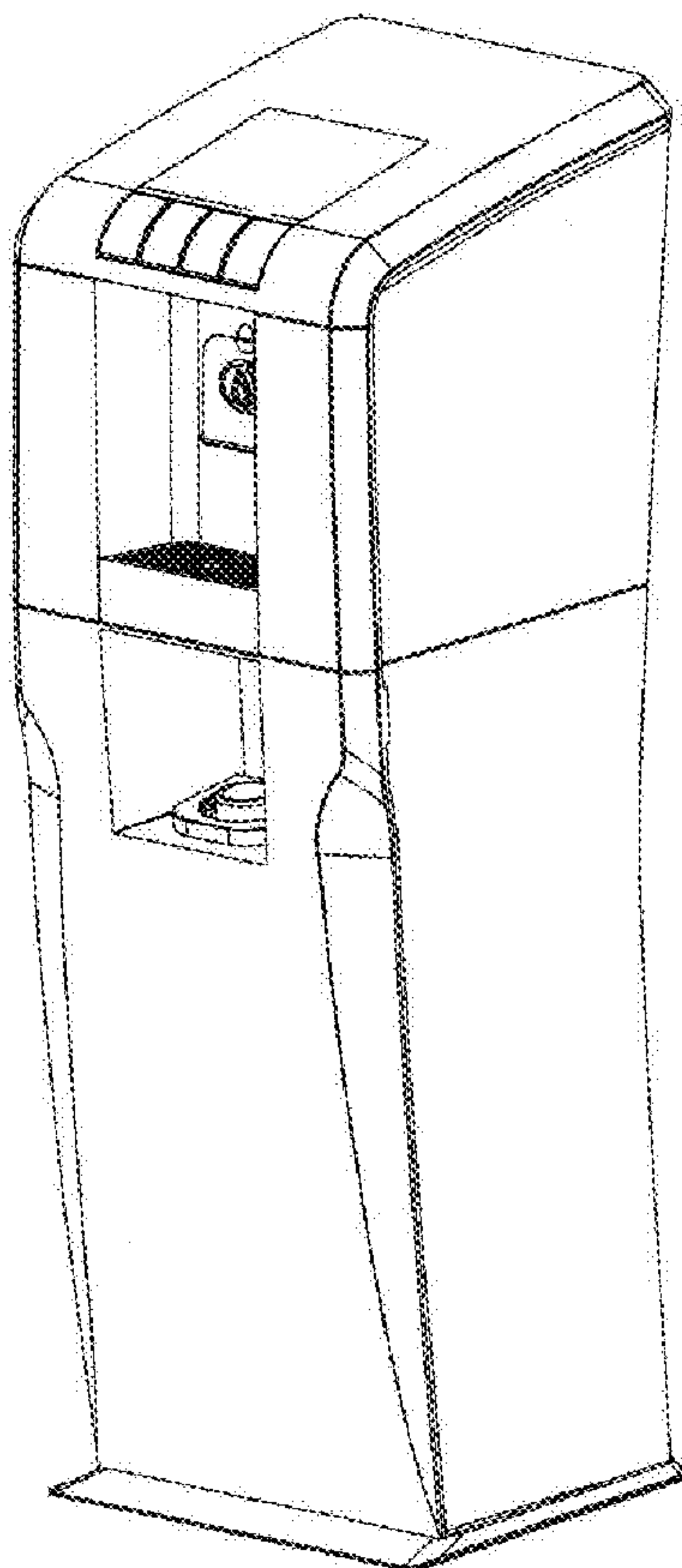


FIG. 1

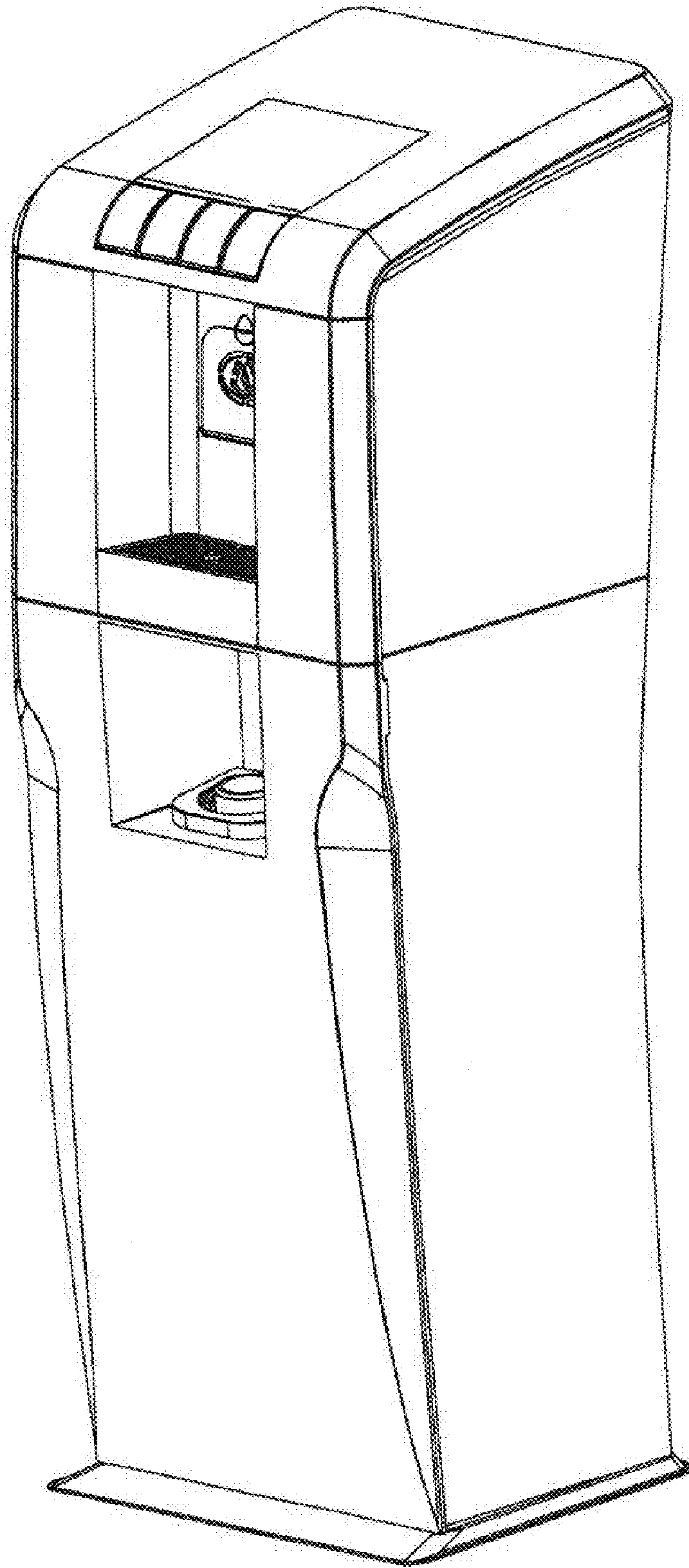


FIG. 3

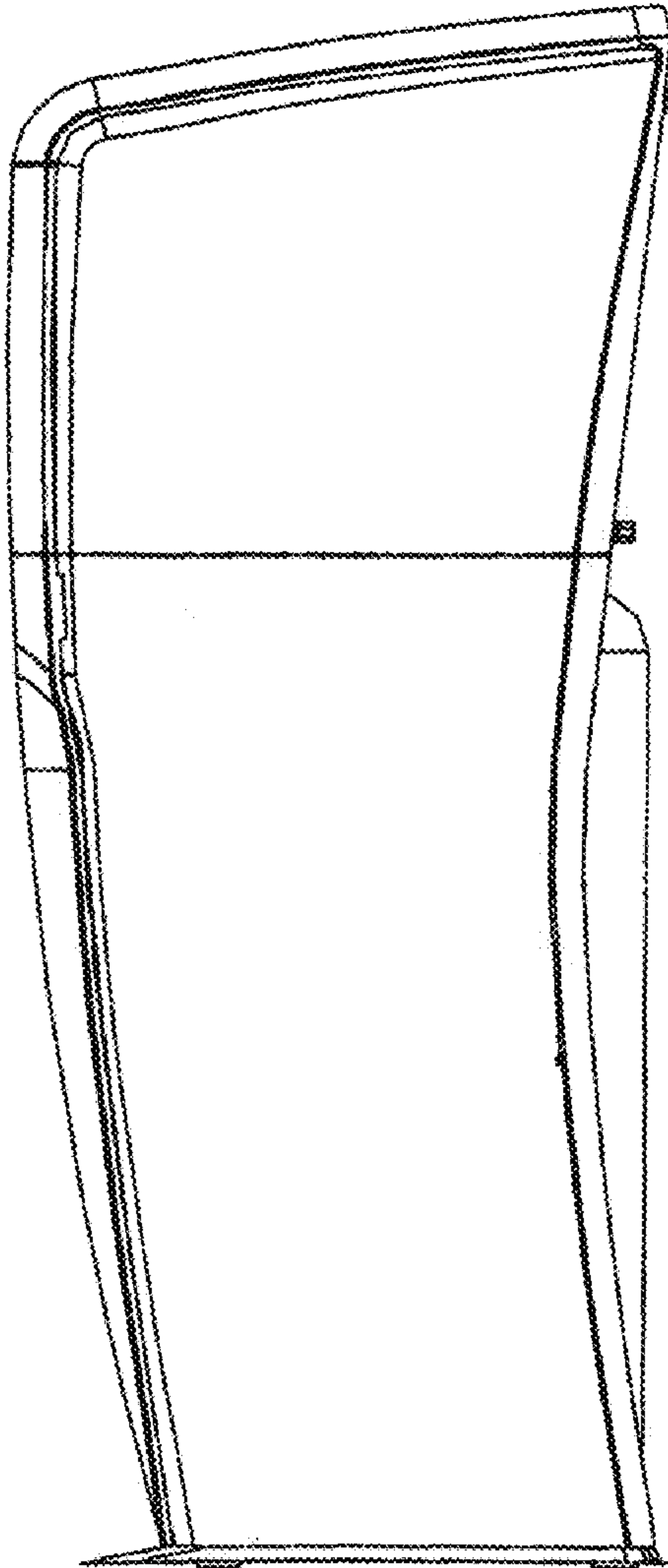


FIG. 2

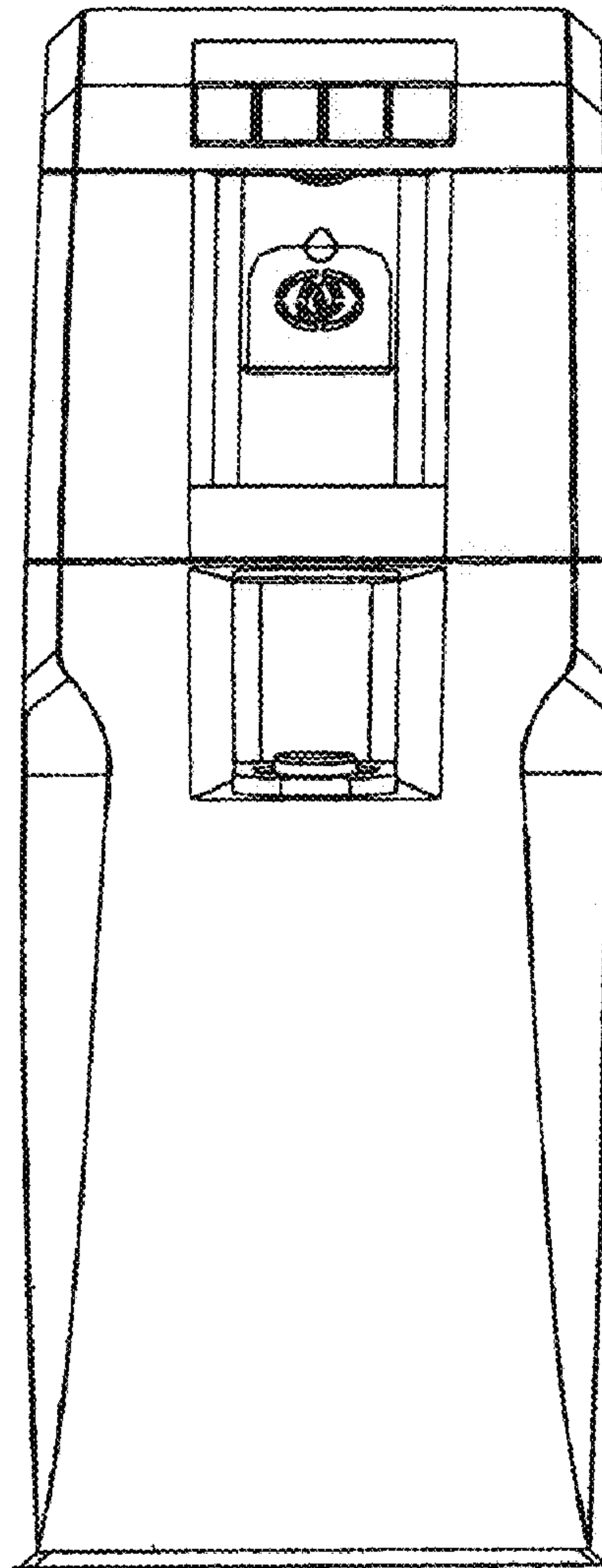


FIG. 4

