



US00D604550S

(12) **United States Design Patent**
Carter

(10) **Patent No.:** **US D604,550 S**

(45) **Date of Patent:** **** Nov. 24, 2009**

(54) **CUSHION PAD**

(75) **Inventor:** **Clifford Lynden Carter**, 307 Carroll St., Alton, IL (US) 62002

(73) **Assignee:** **Clifford Lynden Carter**, Alton, IL (US)

(**) **Term:** **14 Years**

(21) **Appl. No.:** **29/321,525**

(22) **Filed:** **Jul. 17, 2008**

(51) **LOC (9) Cl.** **06-09**

(52) **U.S. Cl.** **D6/601**

(58) **Field of Classification Search** D6/595-599,
D6/601, 604; 5/630, 633, 636, 637, 639,
5/735, 655.9, 706, 910, 922, 420
See application file for complete search history.

(56) **References Cited**

U.S. PATENT DOCUMENTS

2,339,617 A * 1/1944 Clark 5/652
3,924,283 A * 12/1975 Shave 5/636
D295,203 S * 4/1988 Christopherson D21/707
D308,613 S * 6/1990 Clark et al. D6/601

D429,106 S * 8/2000 Bortolotto et al. D6/604
D511,213 S * 11/2005 Hasegawa D24/200
D517,698 S * 3/2006 Savage D24/206
D546,709 S * 7/2007 Brooks D10/2
2005/0028284 A1 * 2/2005 Gartrell et al. 5/639

* cited by examiner

Primary Examiner—Janice E Seeger

(57) **CLAIM**

The ornamental design for a cushion pad, as shown and described.

DESCRIPTION

FIG. 1 is a perspective view of a cushion pad, showing my new design;

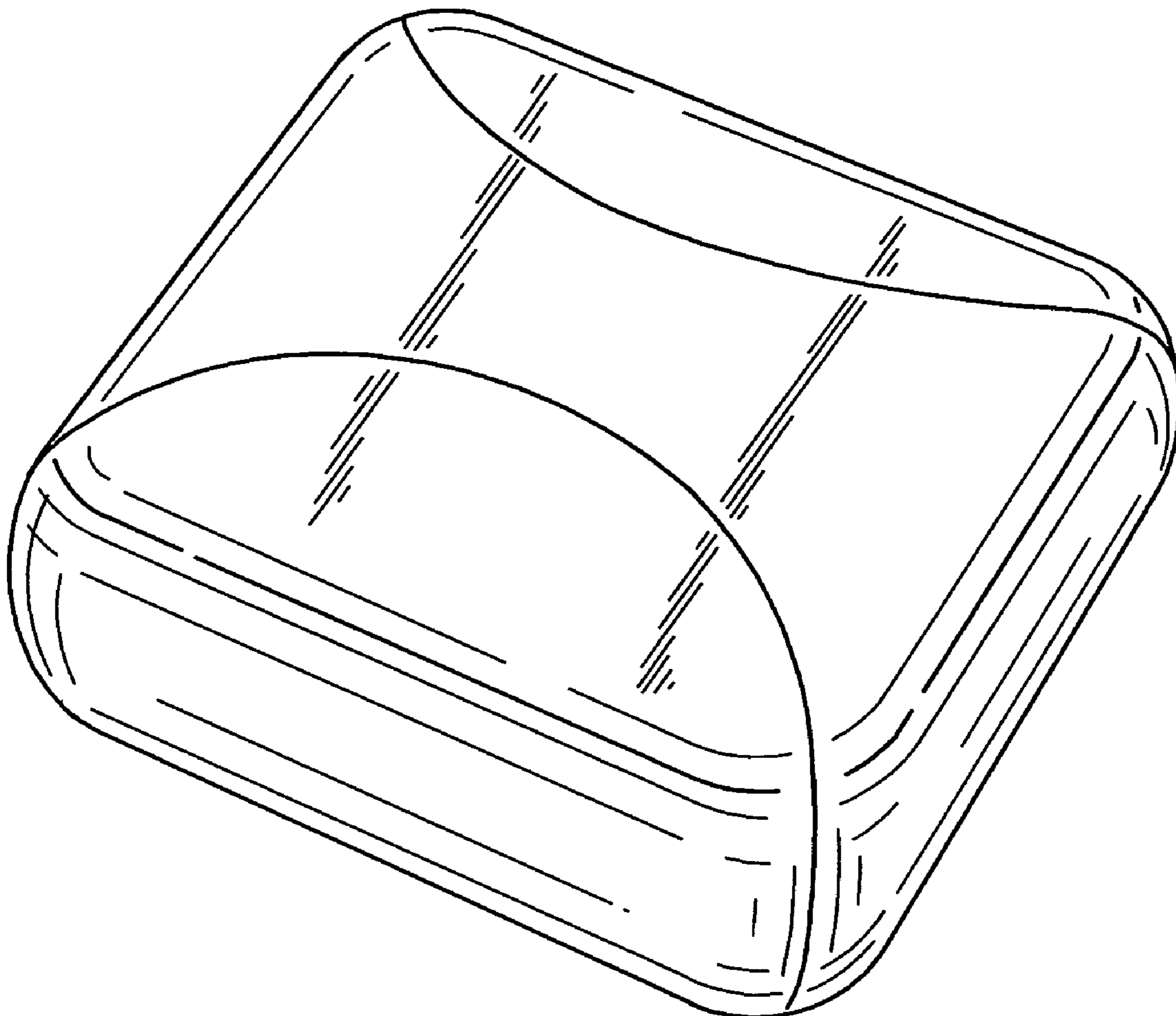
FIG. 2 is a front elevational view of the invention; the rear elevational view being mirror image thereof;

FIG. 3 is a left-side elevational view of the invention, the right-side elevational view being a mirror image thereof;

FIG. 4 is a top plan view of the invention; and,

FIG. 5 is a bottom plan view of the invention.

1 Claim, 3 Drawing Sheets



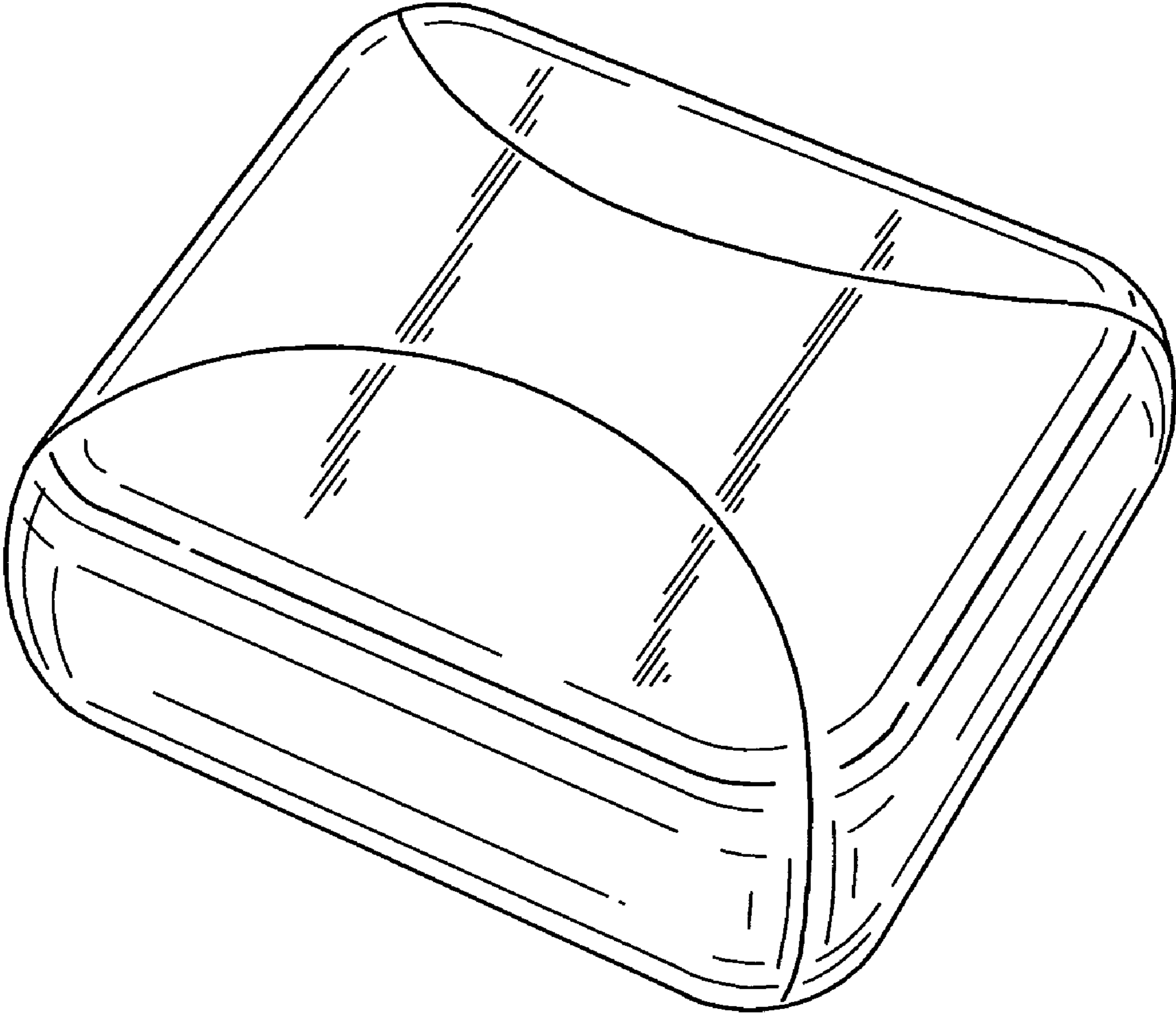


FIG. 1




FIG. 2




FIG. 3

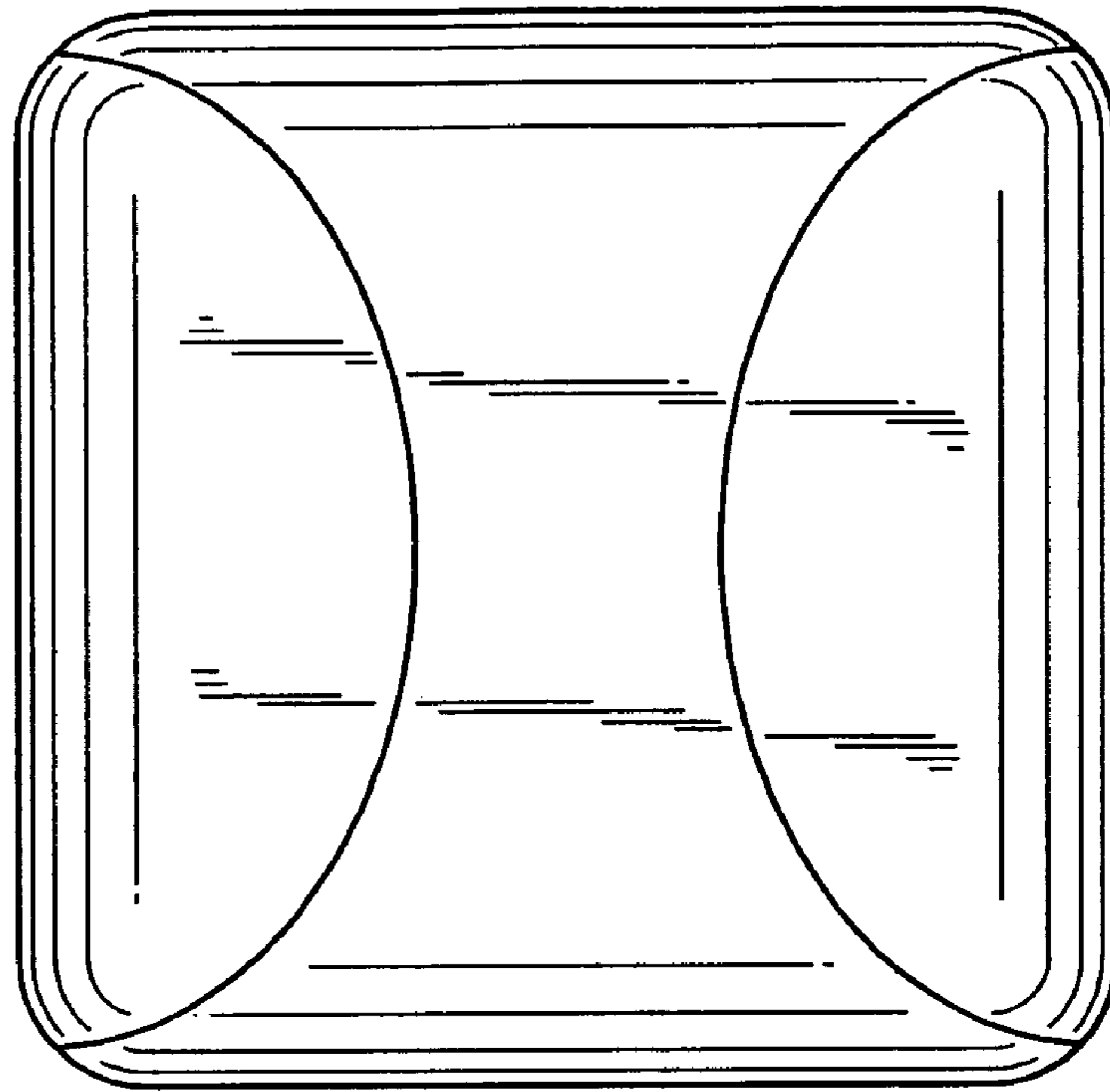


FIG. 4

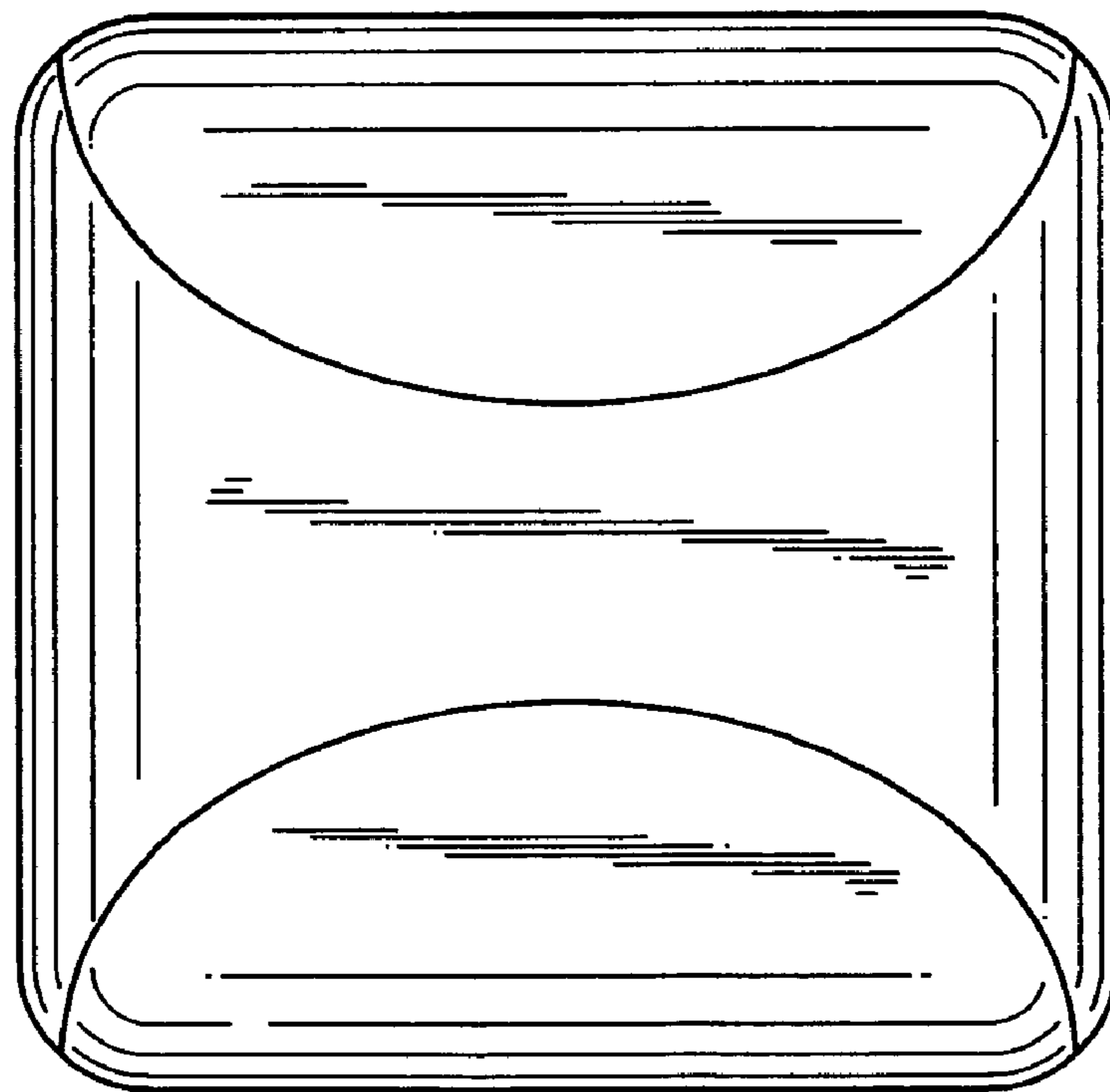


FIG. 5