



US00D604545S

(12) **United States Design Patent**  
**Law et al.**

(10) **Patent No.:** **US D604,545 S**  
(45) **Date of Patent:** **\*\* Nov. 24, 2009**

(54) **SOAP DISPENSER**

D584,551 S \* 1/2009 Carlson ..... D6/545

(75) Inventors: **Brian Law**, Leicester (GB); **David Pritchett**, Leicestershire (GB); **Simon Ingram**, Northampton (GB)

FOREIGN PATENT DOCUMENTS

EP 0703831 B1 4/1996  
EP 0984715 B1 3/2000  
EP 1857536 A1 11/2007  
WO WO199949769 10/1999  
WO WO2006075196 7/2006

(73) Assignee: **Regent Medical Limited** (GB)

\* cited by examiner

(\*\*) Term: **14 Years**

*Primary Examiner*—Brian N Vinson

(21) Appl. No.: **29/336,112**

(74) *Attorney, Agent, or Firm*—Kilpatrick Stockton LLP

(22) Filed: **Apr. 29, 2009**

(57) **CLAIM**

(30) **Foreign Application Priority Data**

The ornamental design for a soap dispenser, as shown and described.

Oct. 31, 2008 (EM) ..... 001034102-0001

(51) **LOC (9) Cl.** ..... **23-02**

(52) **U.S. Cl.** ..... **D6/545**

(58) **Field of Classification Search** ..... D6/542–545;  
221/208, 282, 283; 222/105, 173, 180, 181.1,  
222/181.2, 181.3

See application file for complete search history.

**DESCRIPTION**

FIG. 1 is a front plan view showing one embodiment of the new design for a soap dispenser;

(56) **References Cited**

U.S. PATENT DOCUMENTS

5,445,288 A 8/1995 Banks  
5,556,005 A 9/1996 Banks  
6,082,586 A 7/2000 Banks  
D462,218 S \* 9/2002 DeKoning et al. .... D6/545  
D503,576 S \* 4/2005 Reynolds et al. .... D6/545  
D530,125 S \* 10/2006 Vignot ..... D6/545  
D553,407 S \* 10/2007 Orgna et al. .... D6/545  
D568,660 S \* 5/2008 Hodgson et al. .... D6/545  
D569,669 S \* 5/2008 Nichols et al. .... D6/545  
D579,250 S \* 10/2008 Cittadino et al. .... D6/545

FIG. 2 is a side plan view from one side of the soap dispenser of FIG. 1;

FIG. 3 is a side plan view of the other side of the soap dispenser of FIG. 1;

FIG. 4 is a top plan view of the soap dispenser of FIG. 1;

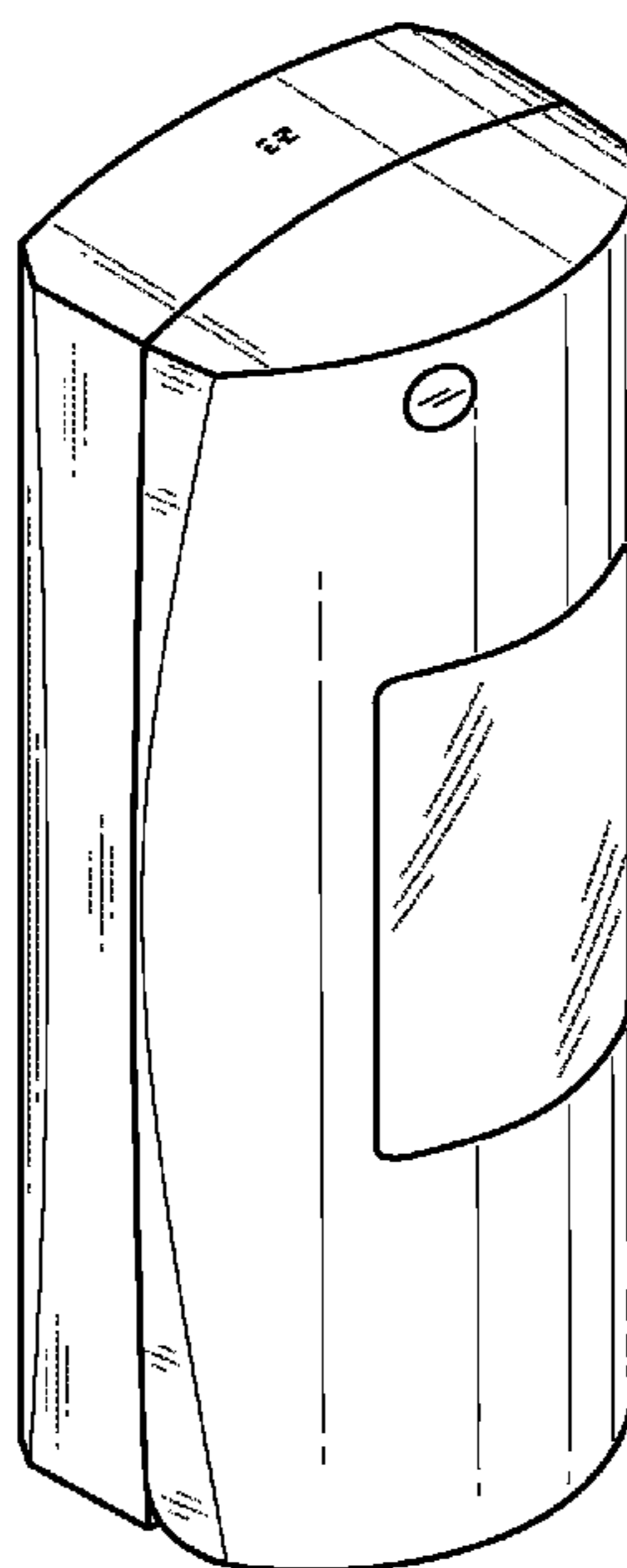
FIG. 5 is a bottom plan view of the soap dispenser of FIG. 1;

FIG. 6 is a side perspective view of the soap dispenser of FIG. 1; and,

FIG. 7 shows the soap dispenser of FIG. 1 in an opened position, prior to receiving soap or a soap-containing bag.

The broken-line disclosure in the views is understood to represent portions of the soap dispenser in which the design is embodied, but which form no part of the claimed design.

**1 Claim, 3 Drawing Sheets**



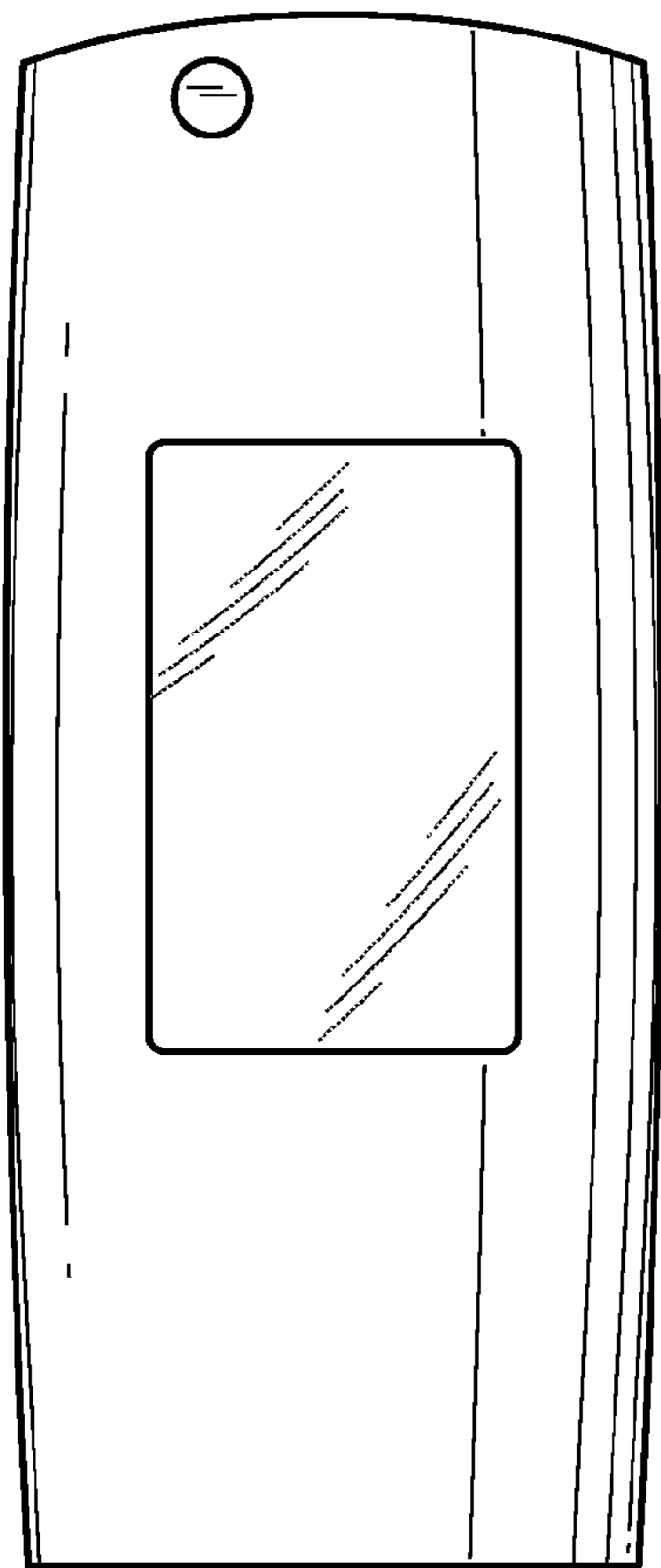


FIG. 1




FIG. 2




FIG. 3

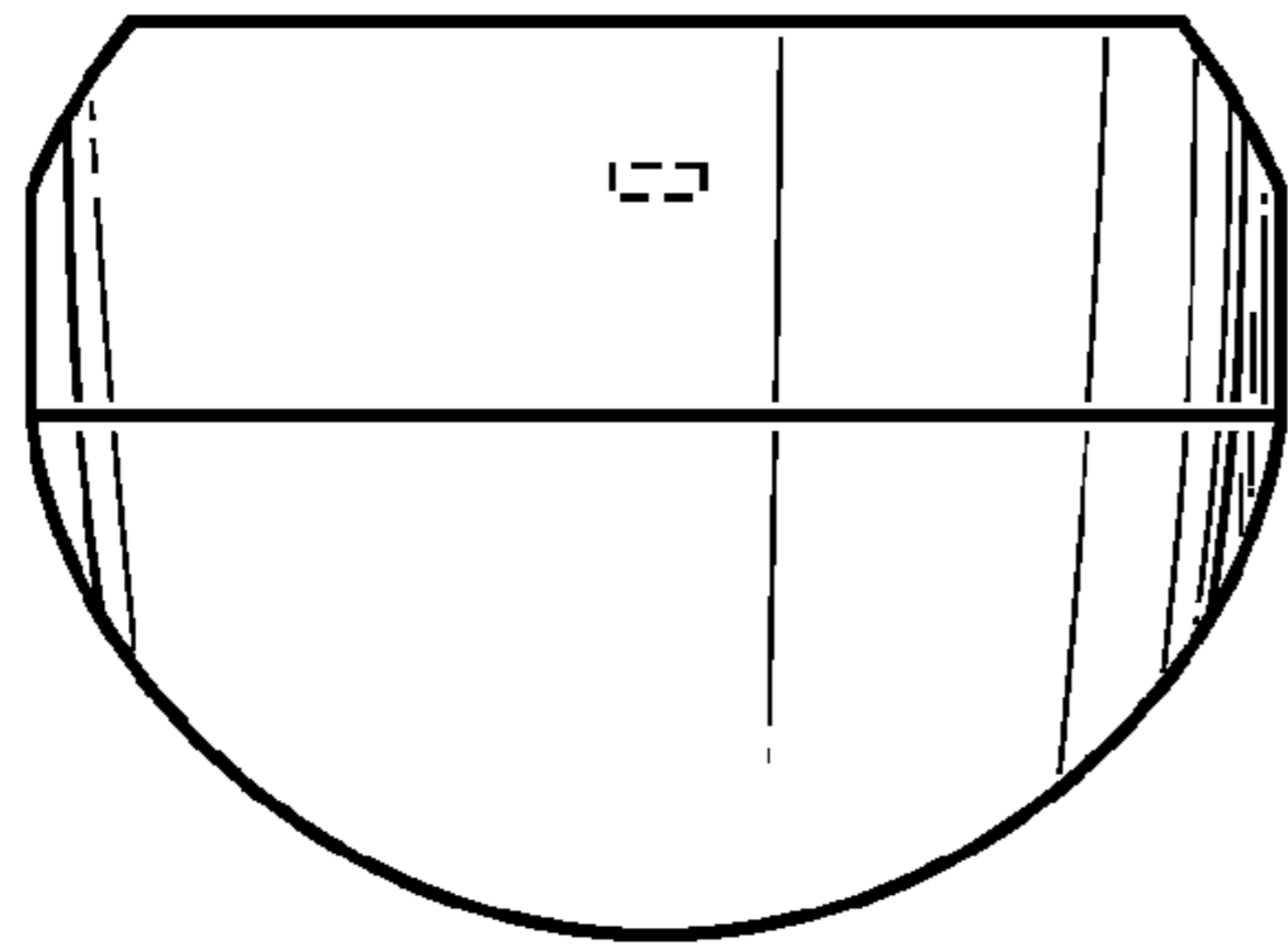


FIG. 4

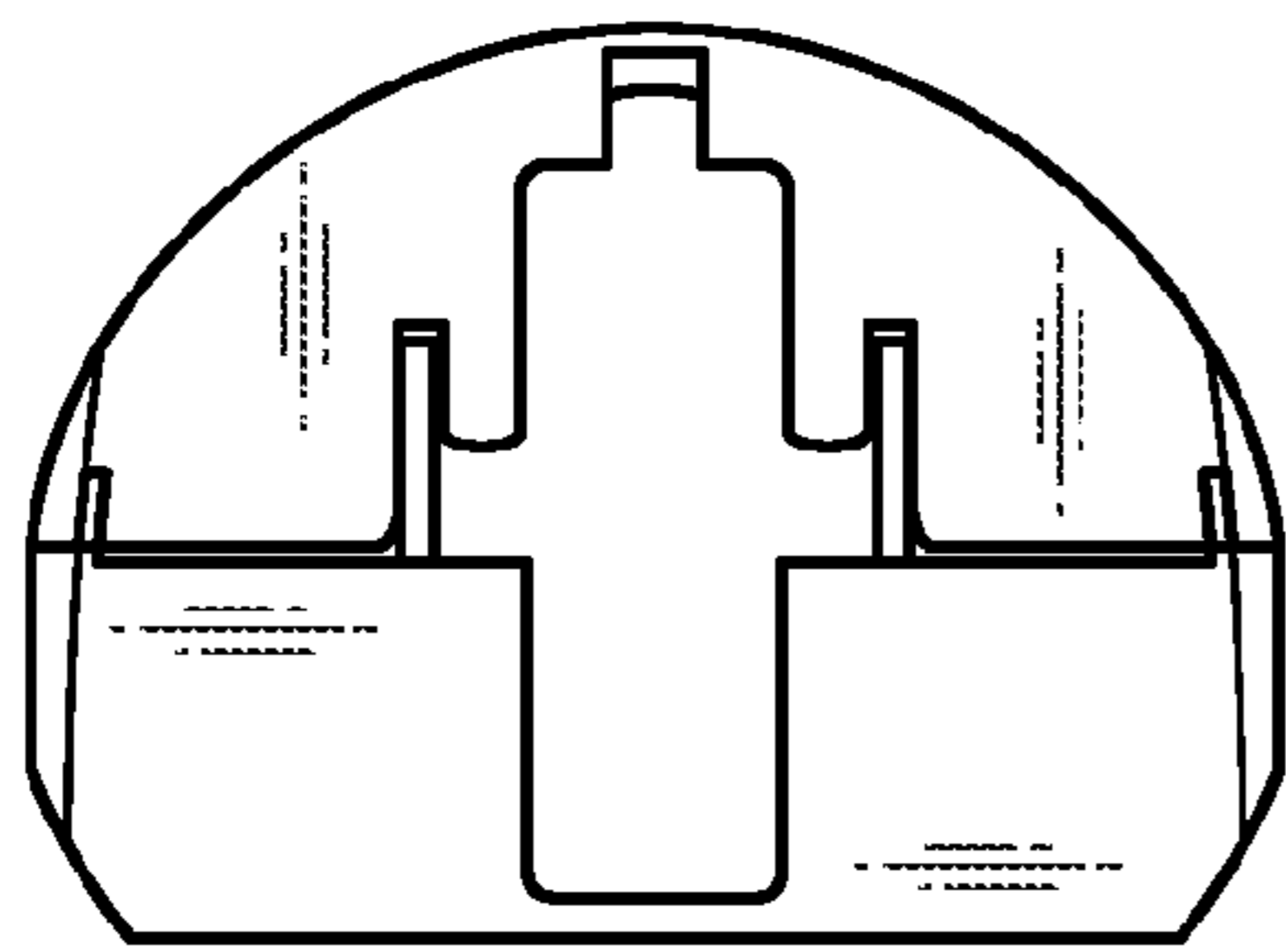


FIG. 5

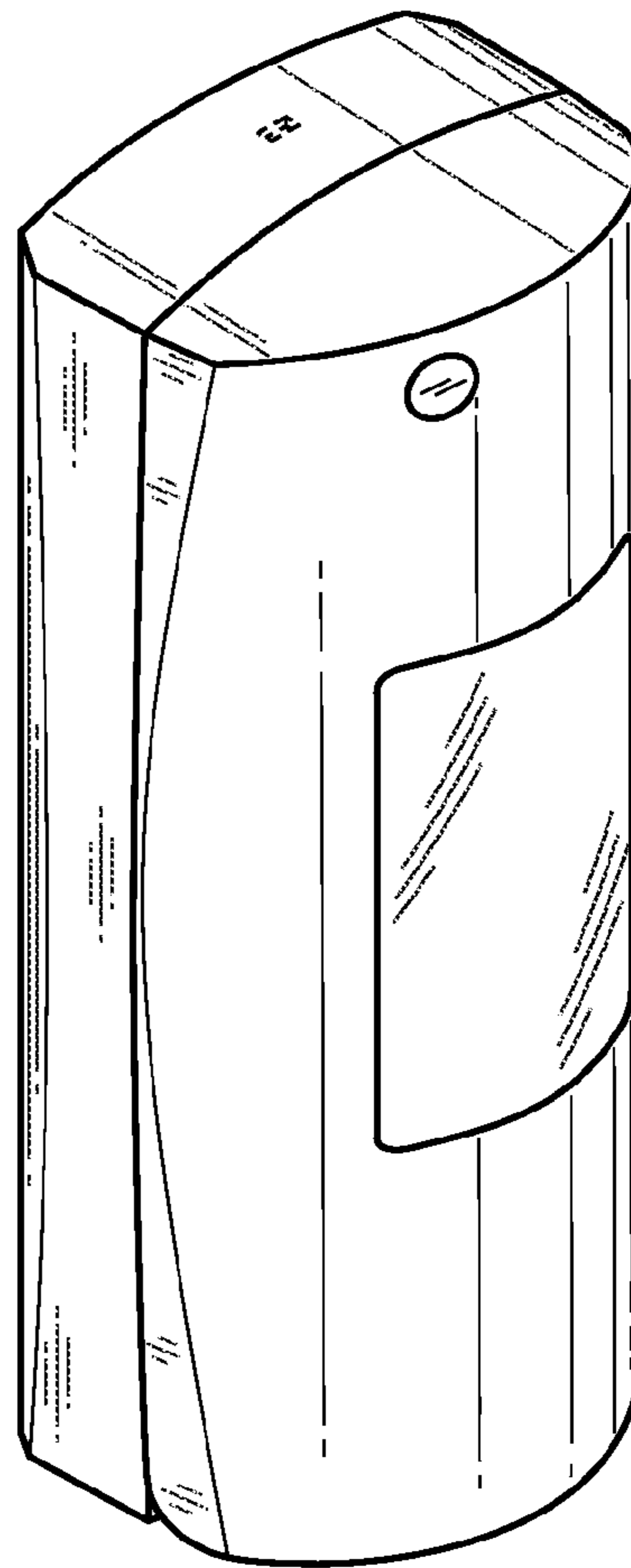


FIG. 6

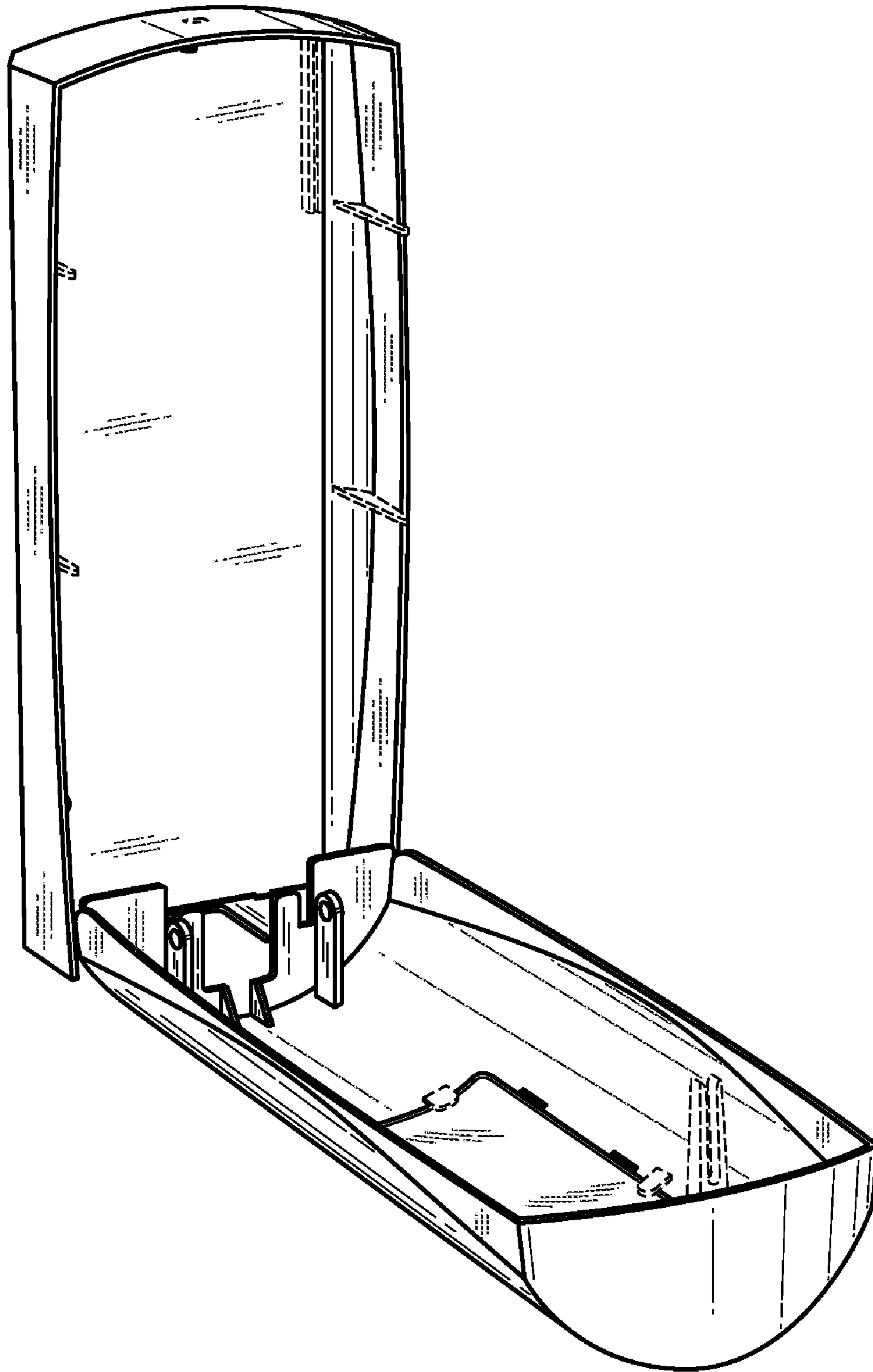


FIG. 7