



US00D604542S

(12) **United States Design Patent**  
**Kuo**

(10) **Patent No.:** **US D604,542 S**

(45) **Date of Patent:** **\*\* Nov. 24, 2009**

(54) **WALL FIXTURE**

(76) **Inventor:** **Kuo-Yung Kuo**, No. 265-7, Wunsin 1st Rd., Nantun District, Taichung City (TW)

(\*\*) **Term:** **14 Years**

(21) **Appl. No.:** **29/323,256**

(22) **Filed:** **Aug. 21, 2008**

(51) **LOC (9) Cl.** ..... **23-02**

(52) **U.S. Cl.** ..... **D6/524; D6/550; D8/363**

(58) **Field of Classification Search** ..... D8/300, D8/307, 308, 349, 354, 363; D6/546-50, D6/518, 522-524; 211/13.1, 16, 60.1, 86.01, 211/87.01, 88.04, 105.1, 105.2, 106, 123, 211/181.1; 242/570, 588-90, 597-98; 248/49, 248/175, 200, 201, 205.1, 215, 251, 261, 248/302, 304, 309.1

See application file for complete search history.

(56) **References Cited**

**U.S. PATENT DOCUMENTS**

D429,998 S *	8/2000	Snell	.....	D8/363
D431,742 S *	10/2000	Chen	.....	D6/524
D439,139 S *	3/2001	Kuo	.....	D8/363
D449,950 S *	11/2001	Lai	.....	D6/524
D451,325 S *	12/2001	Lai	.....	D6/524
D470,701 S *	2/2003	Kuo	.....	D6/550

D497,751 S *	11/2004	Roberts et al.	.....	D6/524
D501,746 S *	2/2005	Gilbert	.....	D6/550
D519,768 S *	5/2006	Wu	.....	D6/550
D520,282 S *	5/2006	Hoernig	.....	D6/550
D520,284 S *	5/2006	Gilbert	.....	D6/550
D554,406 S *	11/2007	Sedwick	.....	D6/524

\* cited by examiner

*Primary Examiner*—Holly H Baynham

*Assistant Examiner*—Cynthia M Chin

(74) *Attorney, Agent, or Firm*—Fitzpatrick, Cella, Harper & Scinto

(57) **CLAIM**

The ornamental design for wall fixture, as shown and described.

**DESCRIPTION**

FIG. 1 is a perspective view of wall fixture showing my new design;

FIG. 2 is a front elevational view thereof;

FIG. 3 is a rear elevational view thereof;


FIG. 4 is a left side elevational view thereof;

FIG. 5 is a right side elevational view thereof;

FIG. 6 is a top plan view thereof; and,

FIG. 7 is a bottom plan view thereof.

**1 Claim, 4 Drawing Sheets**






FIG. 1

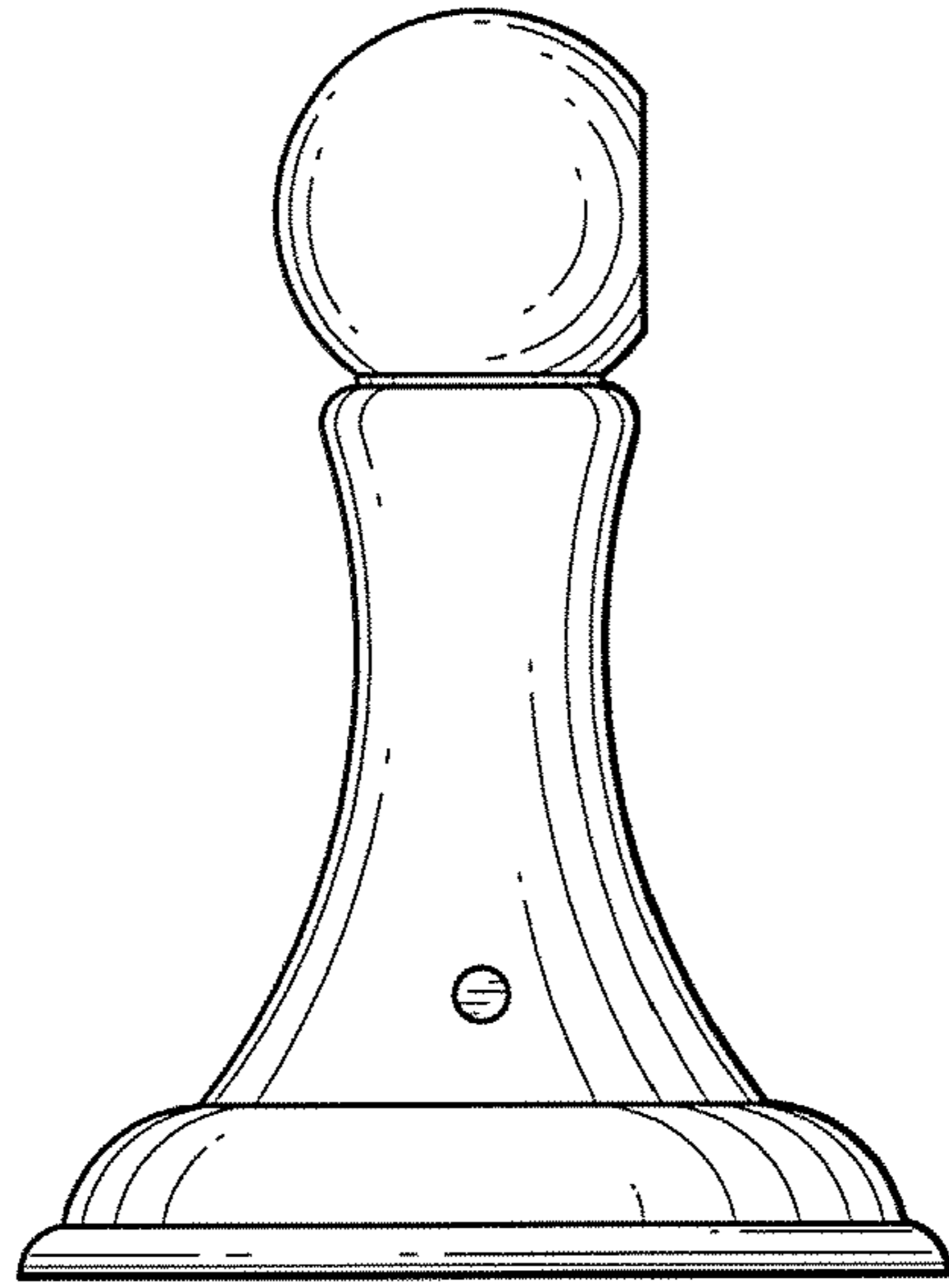


FIG. 2

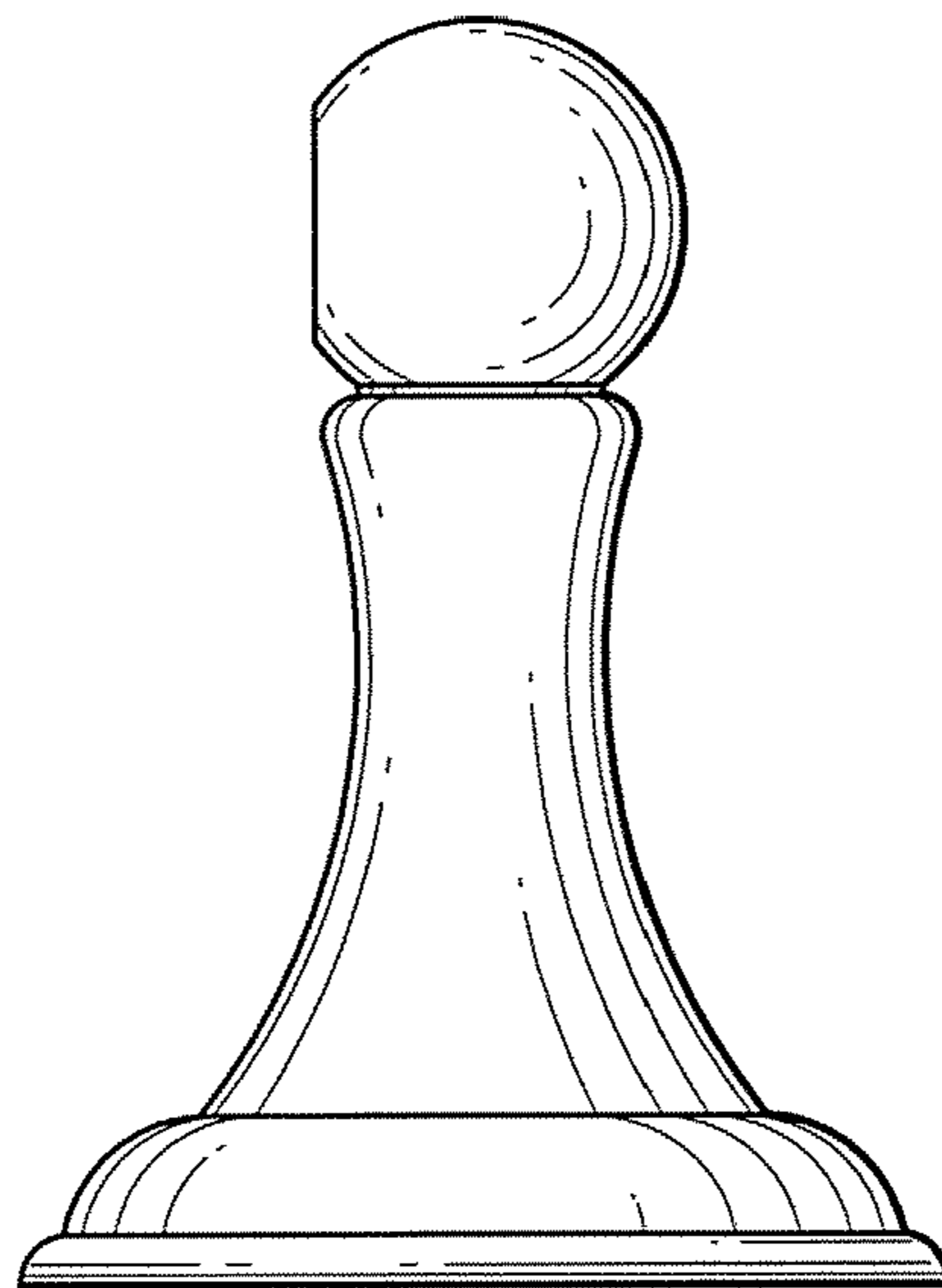


FIG. 3

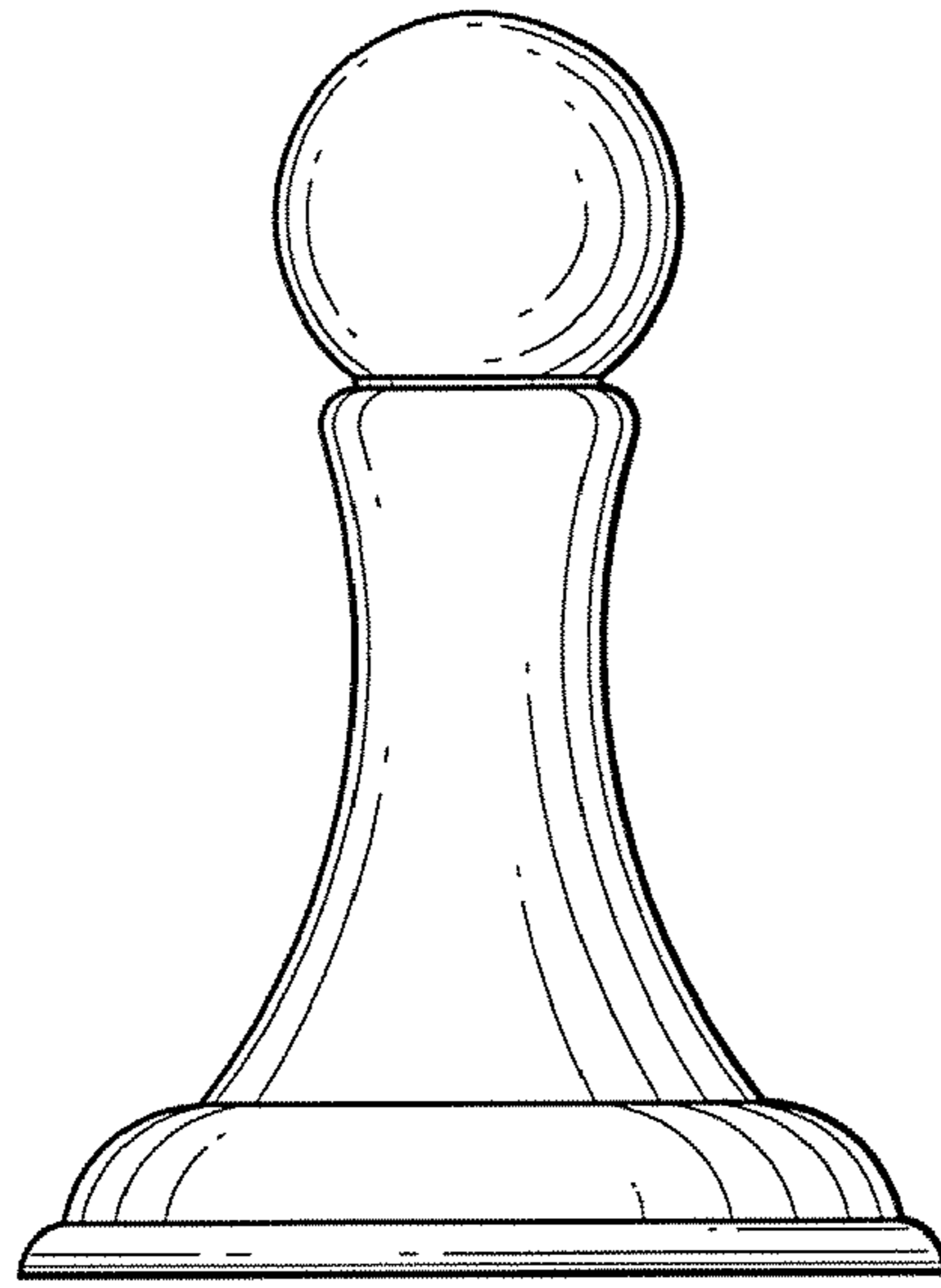


FIG. 4

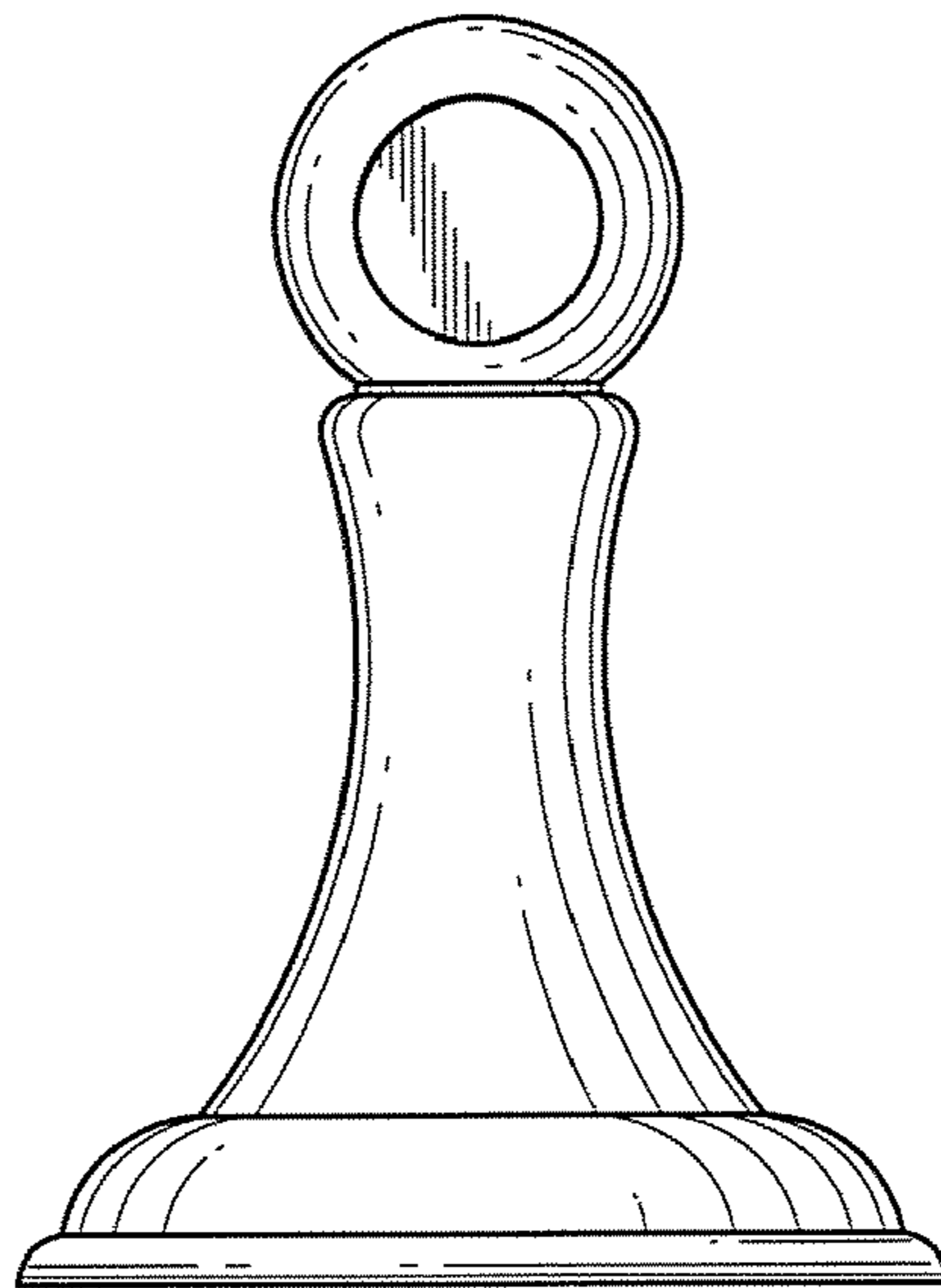


FIG. 5

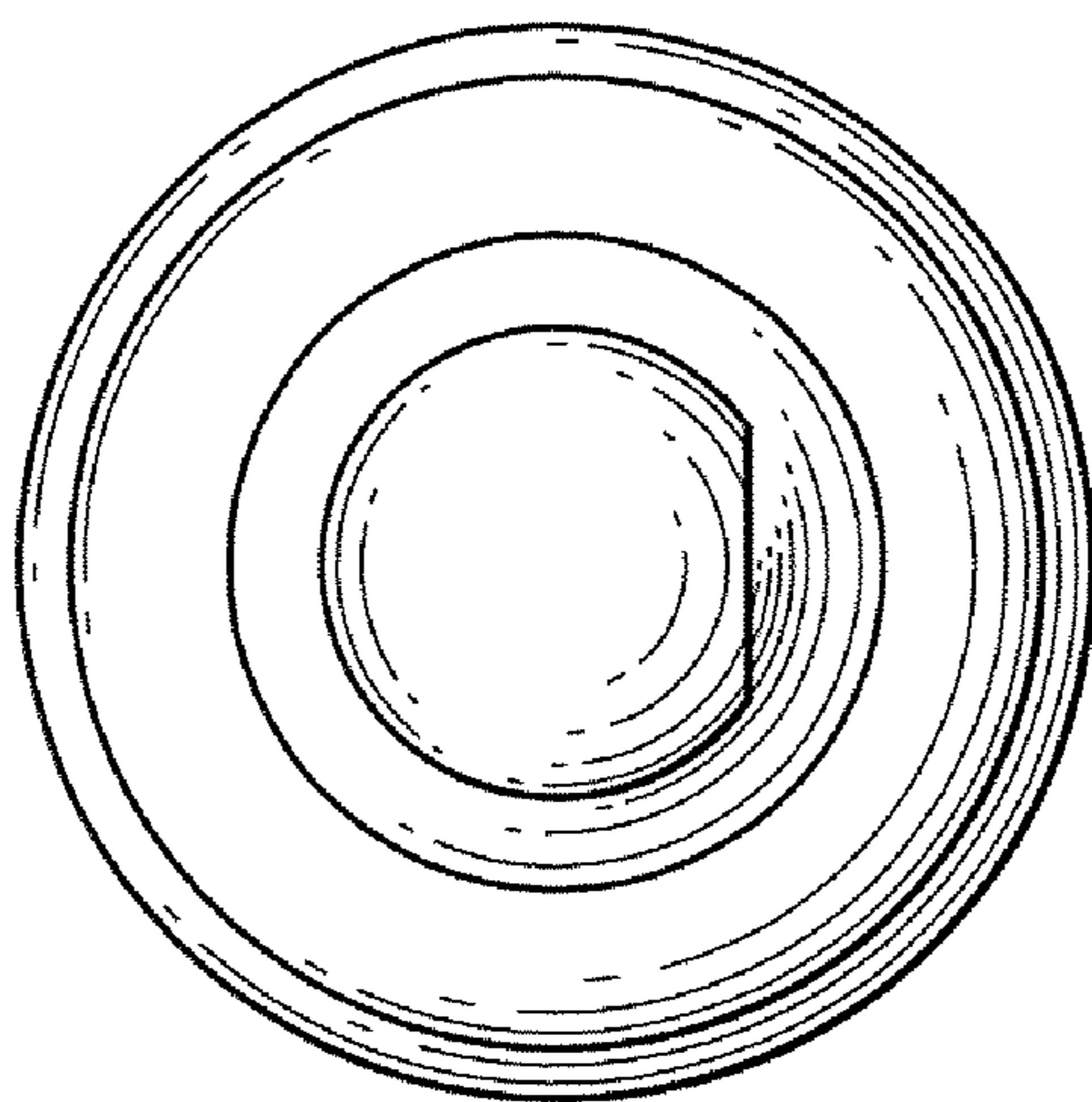


FIG. 6

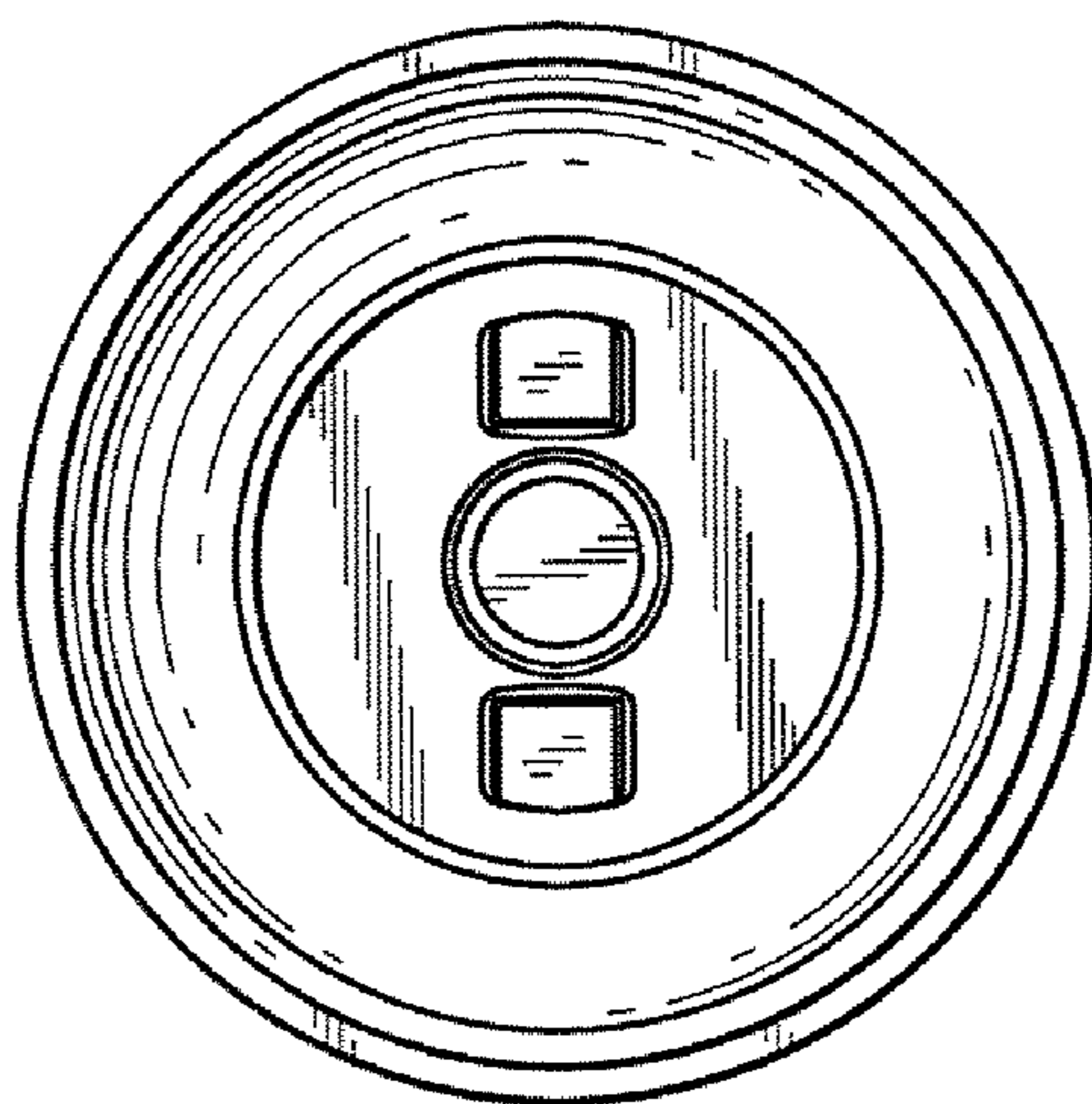


FIG. 7