



US00D604531S

(12) **United States Design Patent**  
**Annicelli**

(10) **Patent No.:** **US D604,531 S**

(45) **Date of Patent:** **\*\* \*Nov. 24, 2009**

(54) **COIN DISPLAY AND BUSINESS-CARD**  
**HOLDER**

(75) Inventor: **Lance L. Annicelli**, Bolling AFB, DC  
(US)

(73) Assignee: **The United States of America as**  
**represented by the Secretary of the Air**  
**Force**, Washington, DC (US)

(\*) Notice: This patent is subject to a terminal disclaimer.

(\*\*) Term: **14 Years**

(21) Appl. No.: **29/312,222**

(22) Filed: **Oct. 6, 2008**

**Related U.S. Application Data**

(63) Continuation-in-part of application No. 29/291,261,  
filed on Aug. 14, 2007, now Pat. No. Des. 581,185.

(51) **LOC (9) Cl.** ..... **06-04**

(52) **U.S. Cl.** ..... **D6/457**

(58) **Field of Classification Search** ..... D6/469,  
D6/457, 396, 397, 449; D9/430, 432; D99/34,  
D99/99, 36; D19/10, 11, 32, 90-100; D11/132;  
D21/341, 342, 334; 40/124, 323; 206/461,  
206/0.8, 0.81, 0.83, 0.84, 486, 775; 211/11;  
220/23.4, 23.6

See application file for complete search history.

(56) **References Cited**

**U.S. PATENT DOCUMENTS**

D244,060 S	4/1977	Friend	
D247,829 S	5/1978	Schnitzer	
D248,692 S	7/1978	Kovar	
D252,775 S	8/1979	Stoffel	
D257,070 S	9/1980	Holmes	
D259,048 S *	4/1981	Peterson	D19/33
D284,322 S *	6/1986	Povitz	D99/34
D332,684 S *	1/1993	Melamed	D99/34
D335,752 S *	5/1993	De La Salud	D99/34

D337,617 S *	7/1993	Hall, Jr.	D19/90
D358,049 S *	5/1995	Wilson	D6/475
D365,484 S *	12/1995	Trattner et al.	D6/571
D390,053 S *	2/1998	Waters	D6/512
5,740,624 A	4/1998	Baseley	
D423,757 S *	4/2000	Briggs	D99/34
D441,223 S *	5/2001	Reeves et al.	D6/470
D449,183 S *	10/2001	Porter et al.	D6/470
D451,684 S	12/2001	Vincent	
D458,799 S	6/2002	Andujar	
D483,418 S	12/2003	Carr et al.	
D495,900 S *	9/2004	Mayse	D6/469
D581,185 S *	11/2008	Annicelli	D6/457

\* cited by examiner

*Primary Examiner*—Caron Veynar

*Assistant Examiner*—Abraham Bahta

(74) *Attorney, Agent, or Firm*—AFMCLO/JAZ; Paul Heydon

(57) **CLAIM**

The ornamental design for a coin display and business-card holder, as shown and described.

**DESCRIPTION**

The ornamental design described herein may be manufactured and used by or for the Government of the United States for all governmental purposes without the payment of any royalty.

FIG. 1 is a perspective view of a coin display and business-card holder showing my new design;

FIG. 2 is a front view thereof;

FIG. 3 is a top view thereof;


FIG. 4 is a left side view, the right being a mirror image thereof; and,

FIG. 5 is a rear view thereof.

The bottom view is omitted and forms no part of the claimed design.

The broken lines in the drawings are for illustrative purposes only and form no part of the claimed design.

**1 Claim, 2 Drawing Sheets**



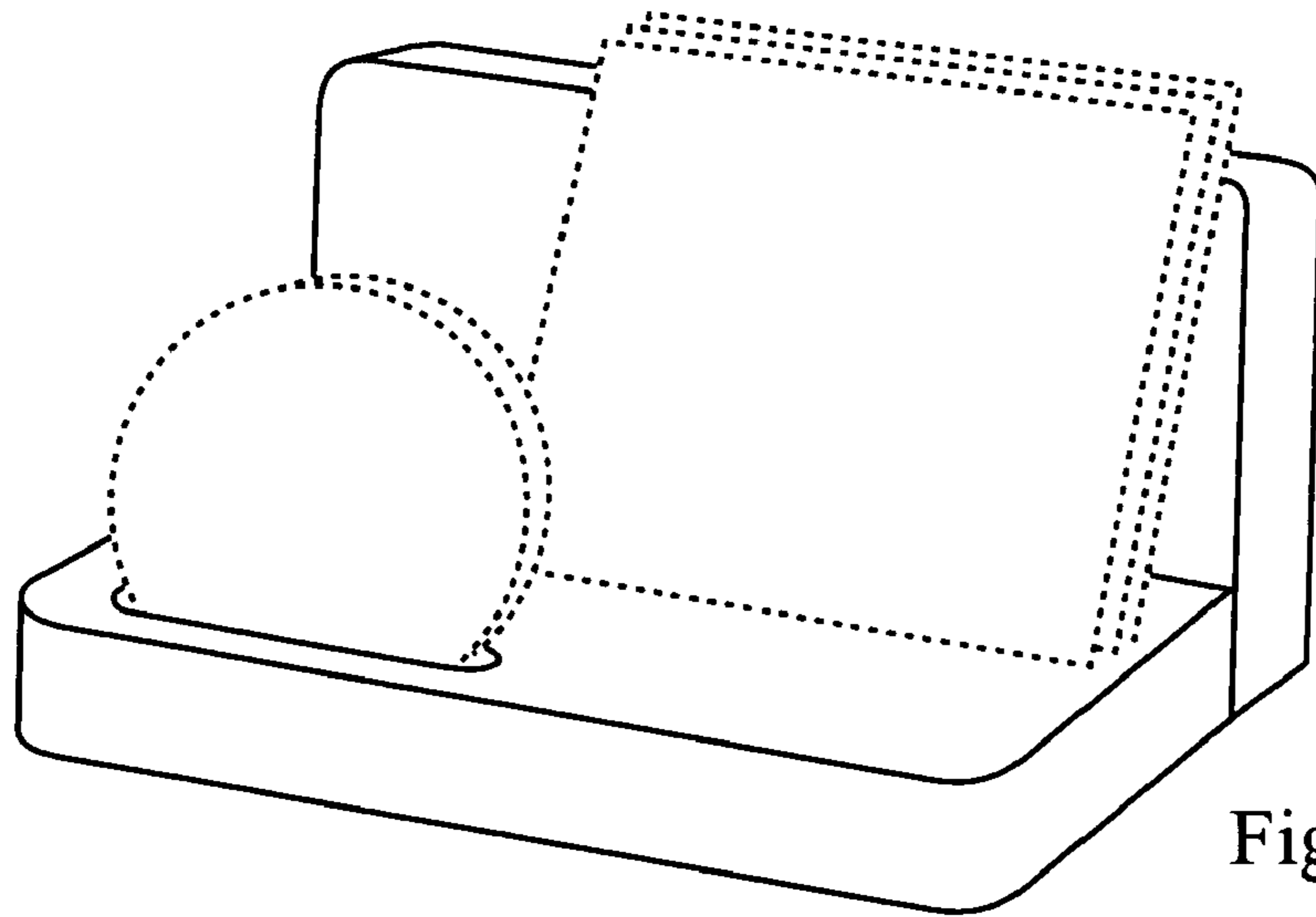


Fig. 1

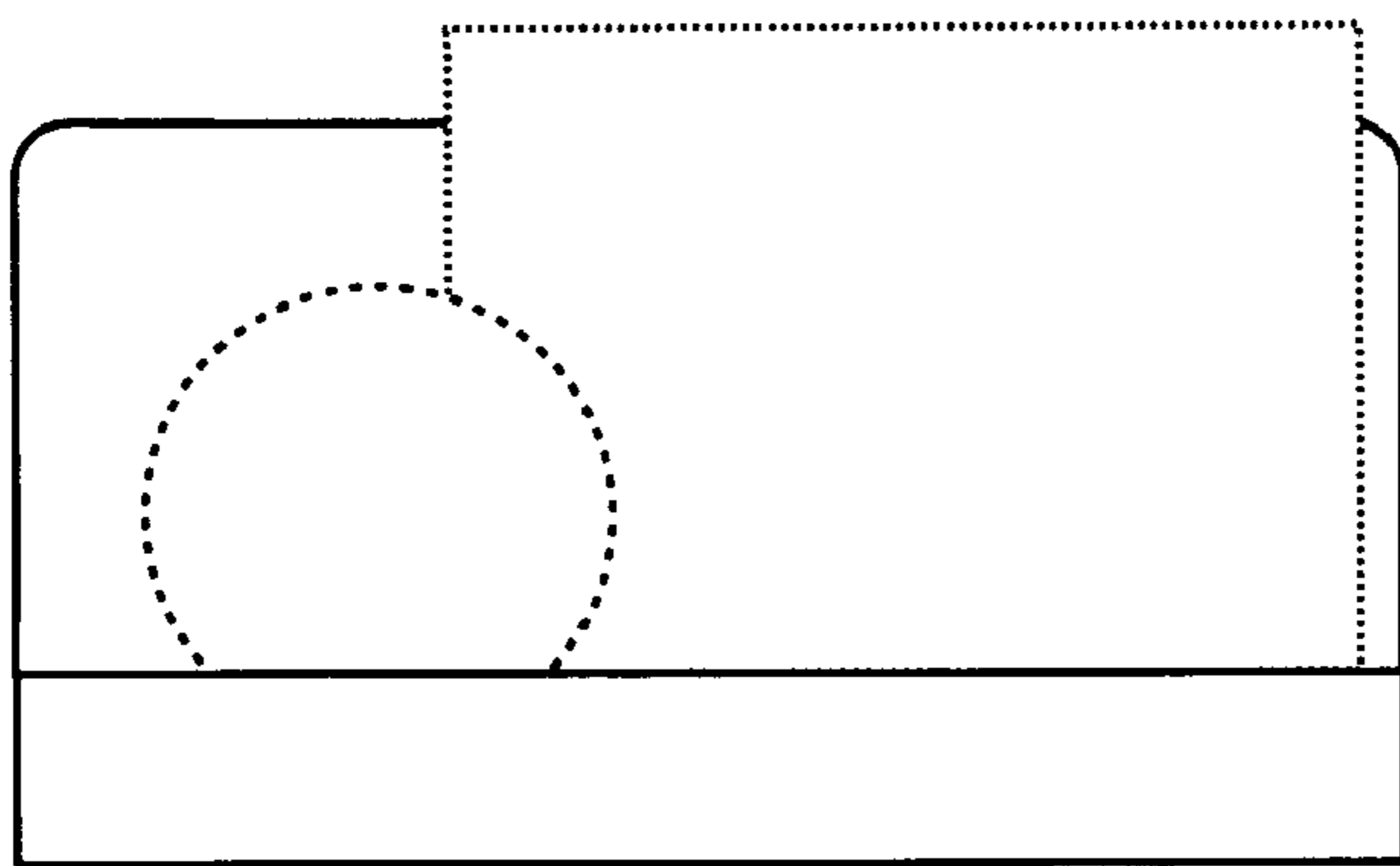


Fig. 2

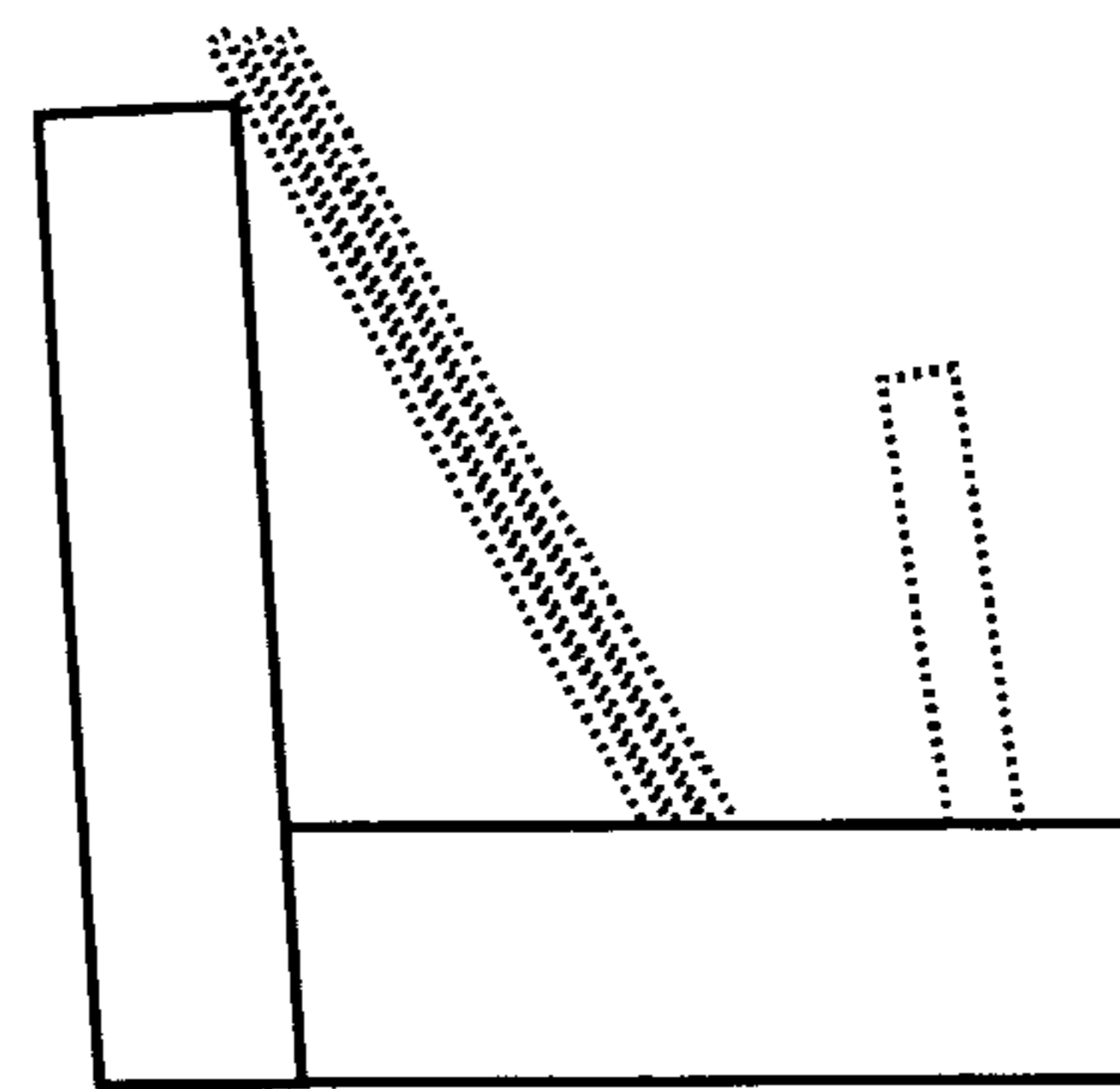


Fig. 4

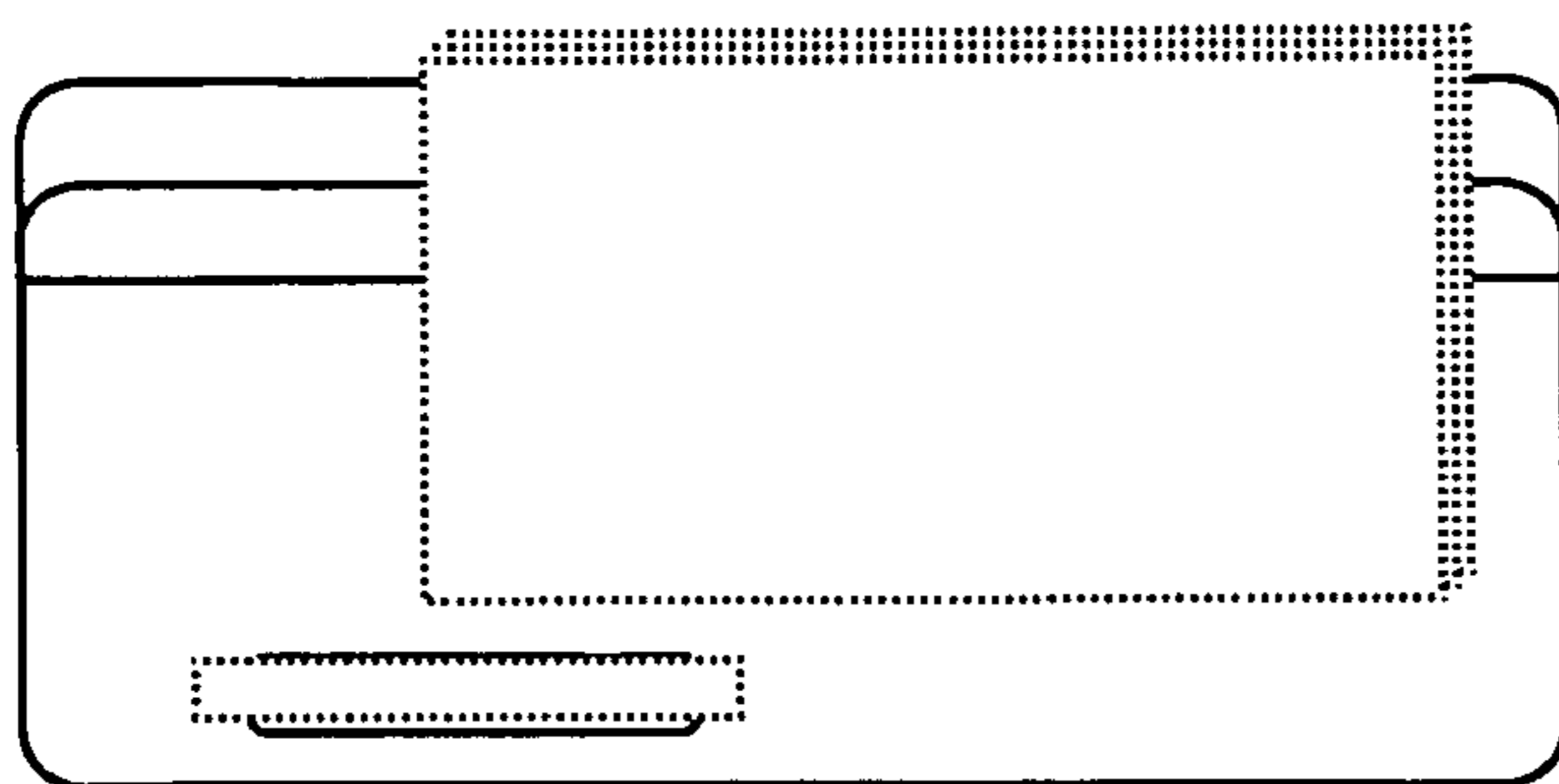


Fig. 3

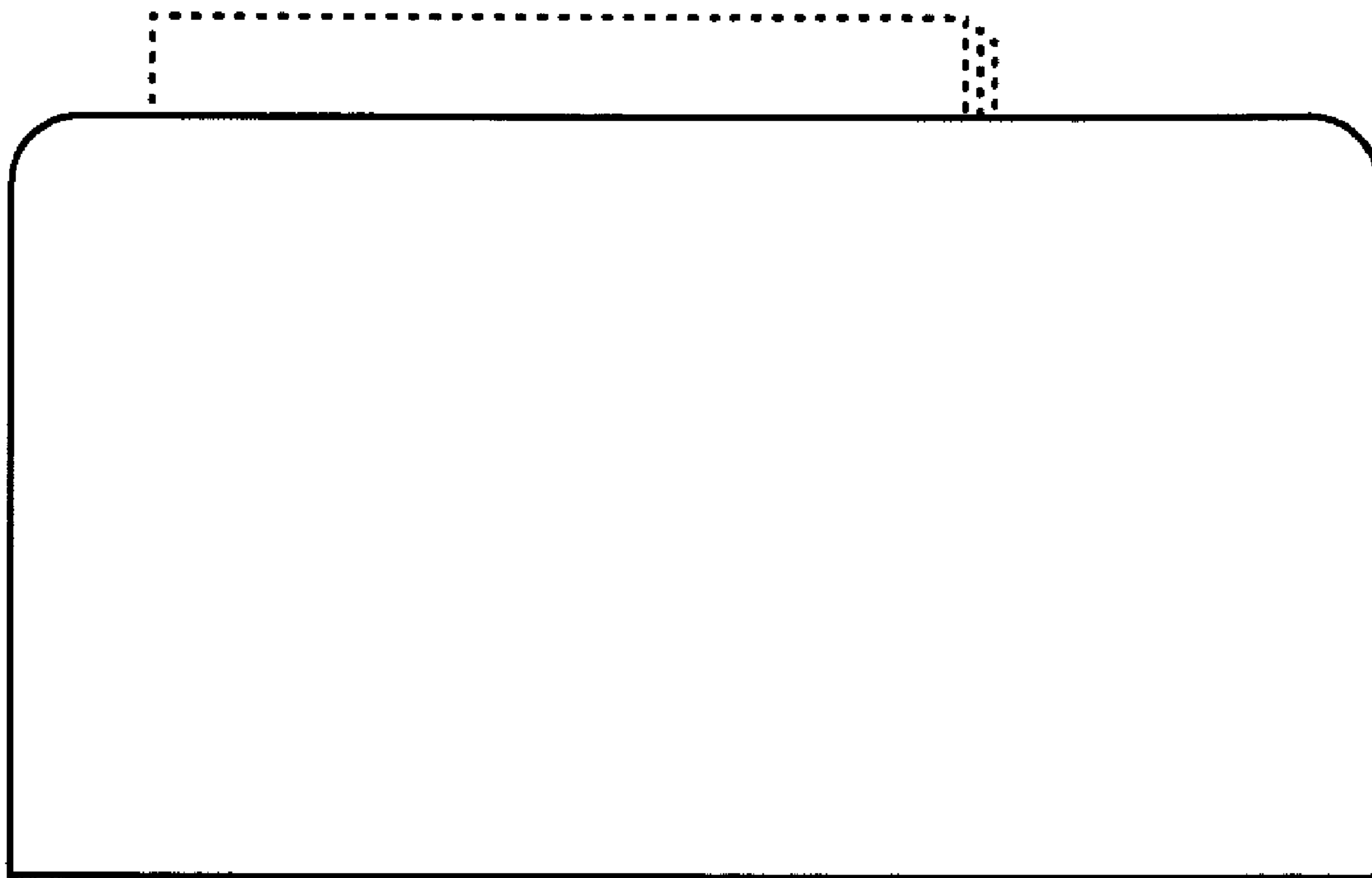


Fig. 5