



US00D604515S

(12) **United States Design Patent**
Tang et al.

(10) **Patent No.:** **US D604,515 S**

(45) **Date of Patent:** **** Nov. 24, 2009**

(54) **DIGITAL PHOTO FRAME**

(75) Inventors: **Chiang-Kuo Tang**, Tu-Cheng (TW);
Ding-Ding Zhang, Shenzhen (CN);
Shi-Bo Cai, Shenzhen (CN)

(73) Assignee: **Hon Hai Precision Industry Co., Ltd.**,
Tu-Cheng, Taipei Hsien (TW)

(**) Term: **14 Years**

(21) Appl. No.: **29/327,058**

(22) Filed: **Oct. 29, 2008**

(30) **Foreign Application Priority Data**

Jul. 25, 2008 (CN) 2008 3 0301054

(51) **LOC (9) Cl.** **06-07**

(52) **U.S. Cl.** **D6/310; D6/308**

(58) **Field of Classification Search** D6/300-314;
40/700, 768, 717, 714, 721, 735; D14/371,
D14/372, 448, 449, 450, 374, 381, 382, 336,
D14/337, 250, 146, 341, 496, 331, 126, 130;
D20/10; D10/24, 75, 2

See application file for complete search history.

(56) **References Cited**

U.S. PATENT DOCUMENTS

D282,024 S * 1/1986 Muranen D6/300
D424,538 S * 5/2000 Hayashi et al. D14/374
D496,361 S * 9/2004 Hotta D14/374
D513,001 S * 12/2005 Jiang et al. D14/371
D558,460 S * 1/2008 Yu et al. D6/308

D560,369 S * 1/2008 Chiang et al. D6/300
D560,371 S * 1/2008 Liu et al. D6/308
D564,990 S * 3/2008 Ueno D14/126
D570,610 S * 6/2008 Chuang D6/300
D572,023 S * 7/2008 Park D6/300
D572,025 S * 7/2008 Kwon D6/308
D580,934 S * 11/2008 Hasegawa et al. D14/371
D585,399 S * 1/2009 Hwang D14/130
D587,709 S * 3/2009 Niitsu et al. D14/371

* cited by examiner

Primary Examiner—Caron Veynar

Assistant Examiner—Sydney R Buffalow

(74) *Attorney, Agent, or Firm*—Zhigang Ma

(57) **CLAIM**

The ornamental design for a digital photo frame, as shown and described.

DESCRIPTION

FIG. 1 is a perspective view of the design for a digital photo frame;

FIG. 2 is a front elevational view thereof;

FIG. 3 is a rear side elevational view thereof;

FIG. 4 is a left side elevational view thereof;

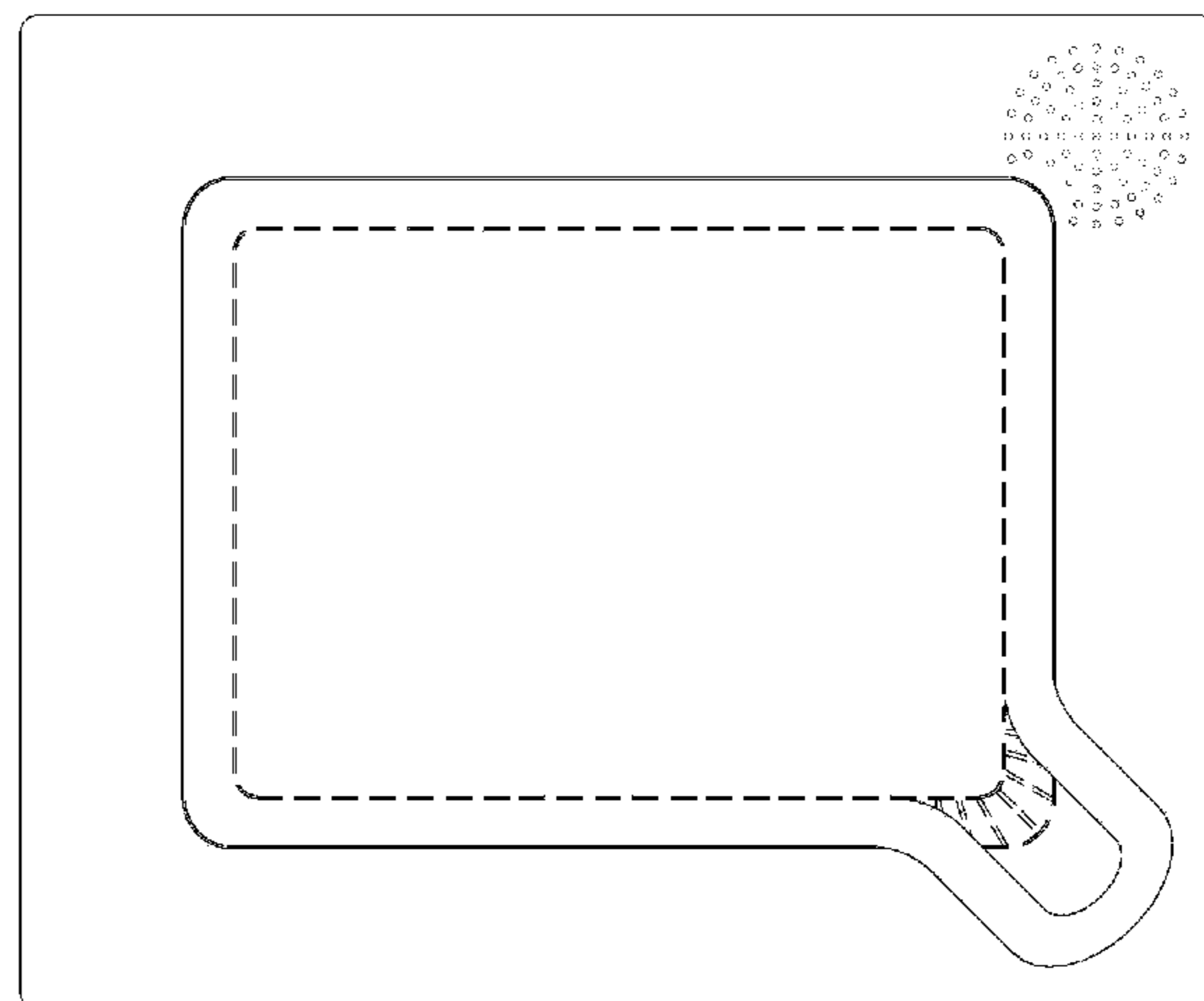

FIG. 5 is a right side elevational view thereof;

FIG. 6 is a top plan view thereof; and,

FIG. 7 is a bottom plan view thereof.

The broken lines showing in FIG. 3 are for environmental purposes only and form no part of the claimed designs.

1 Claim, 7 Drawing Sheets



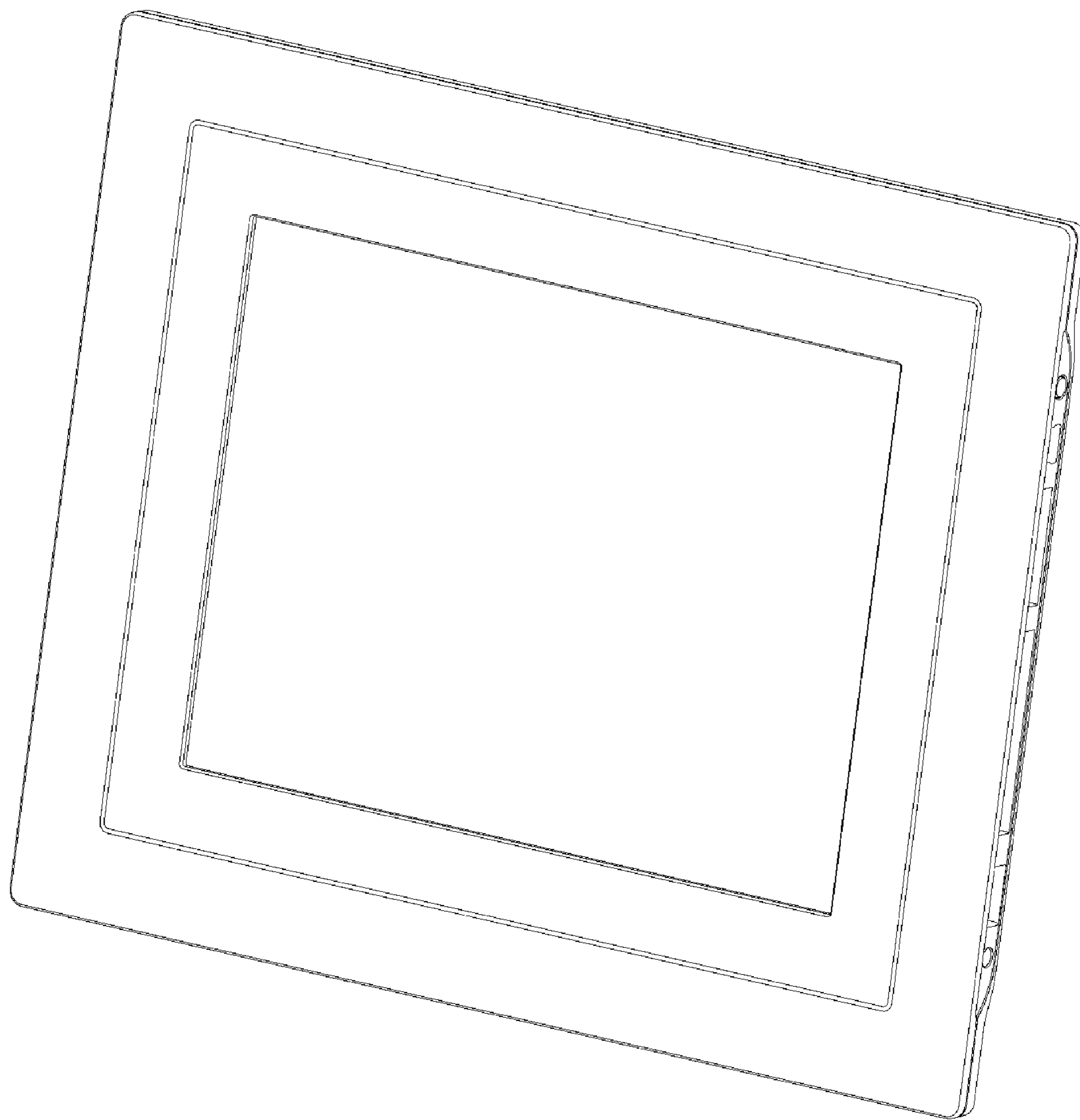


FIG. 1

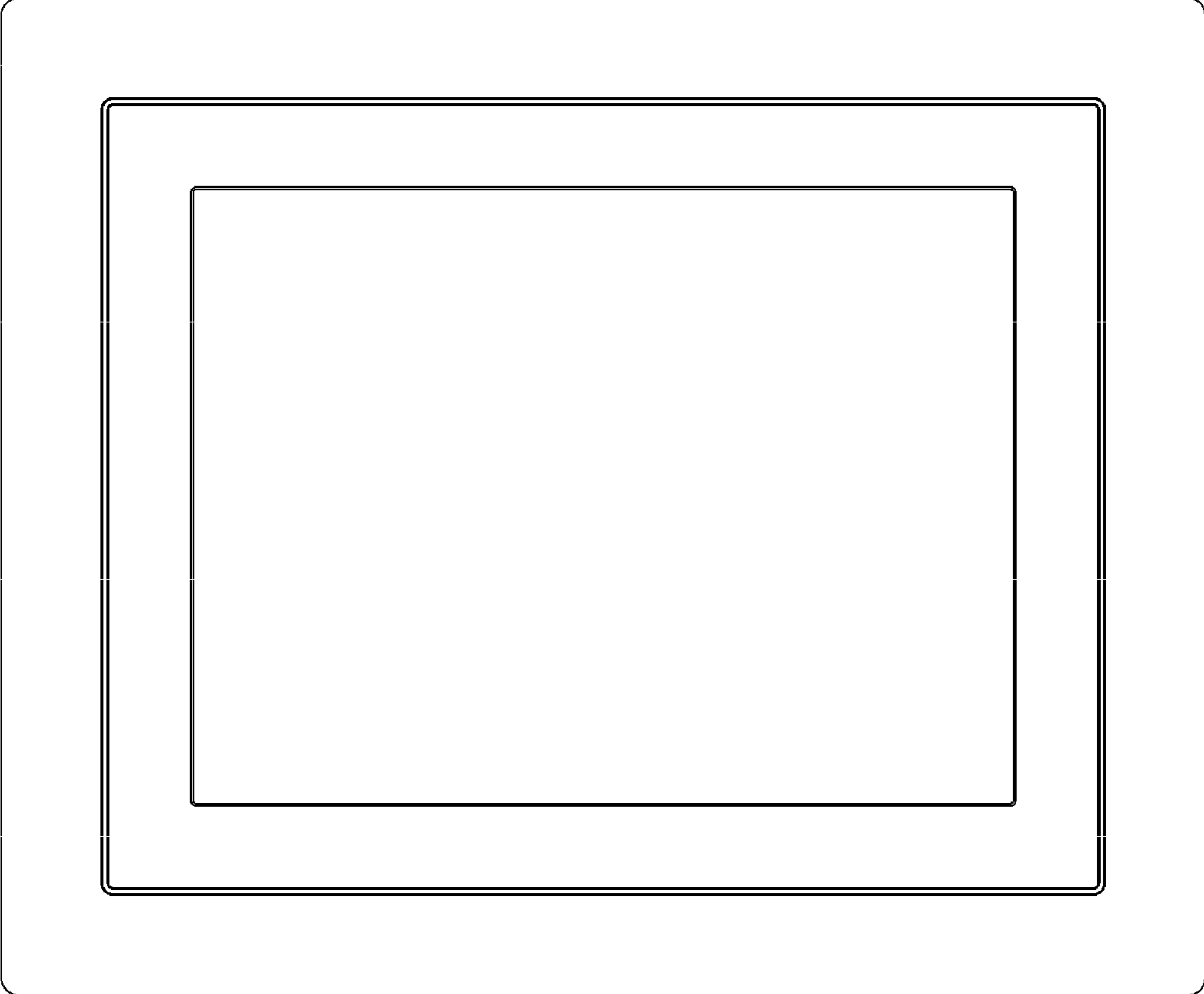


FIG. 2

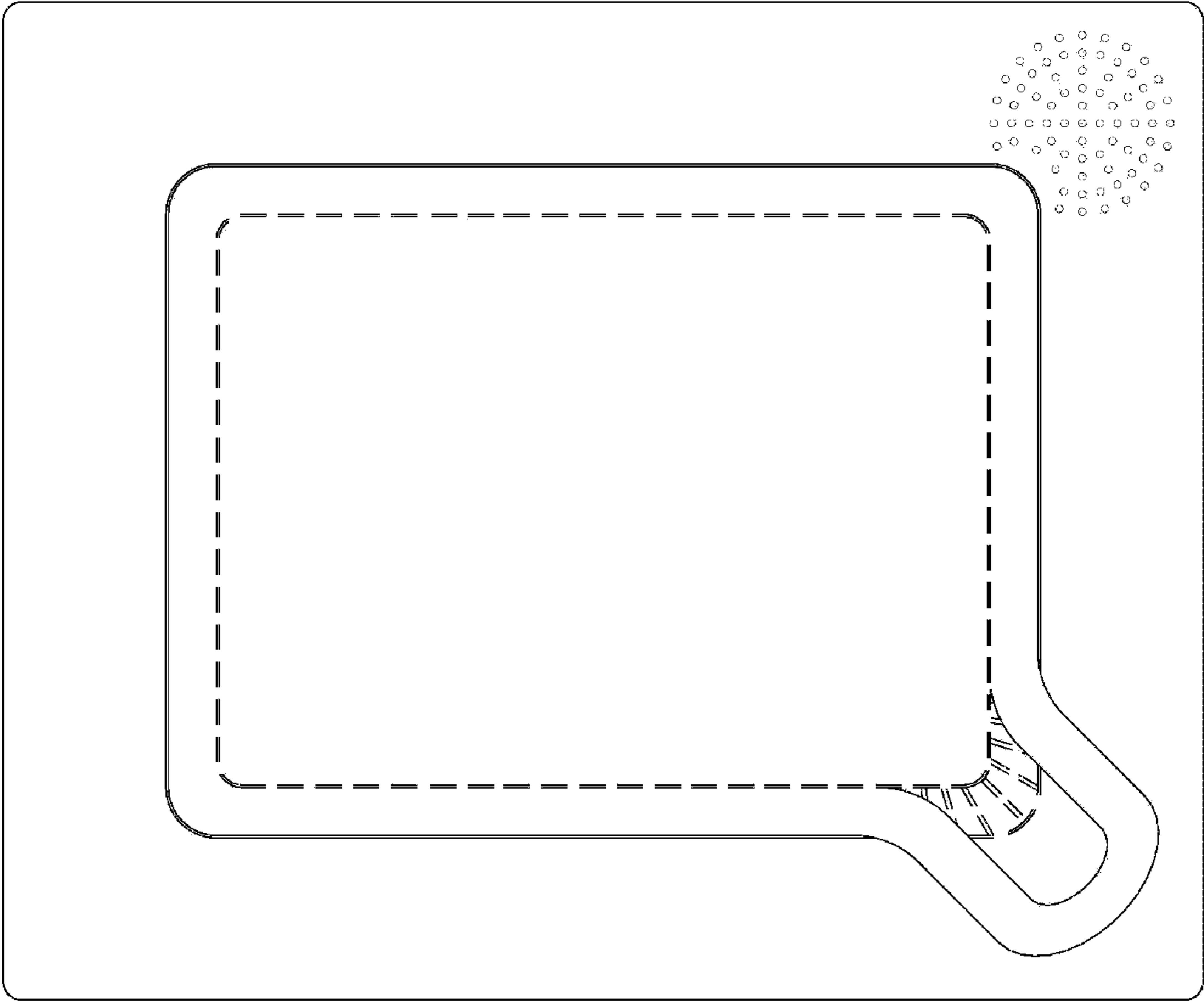


FIG. 3



FIG. 4

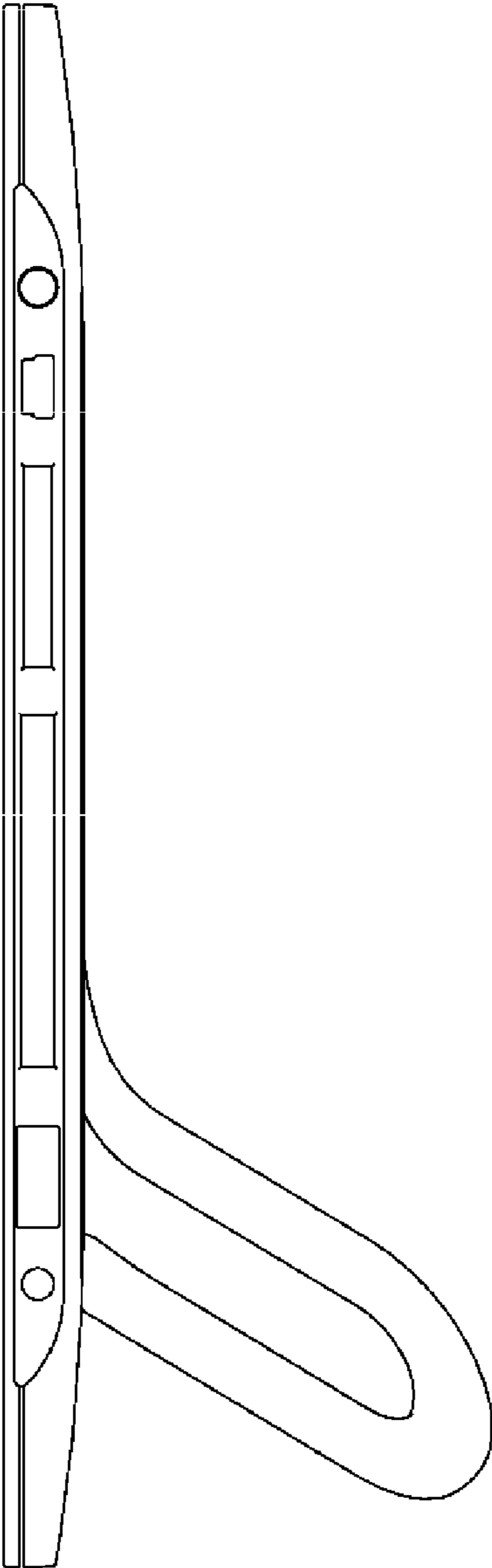


FIG. 5




FIG. 6




FIG. 7