

US00D604512S

(12) **United States Design Patent**  
**Tokunaga**

(10) **Patent No.:** **US D604,512 S**

(45) **Date of Patent:** **\*\* Nov. 24, 2009**

(54) **HAND BASKET**

(75) Inventor: **Takeshi Tokunaga**, Marugame (JP)

(73) Assignee: **Yasuo Hutagawa**, Takamatsu-shi,  
Kagawa (JP)

(\*\*) Term: **14 Years**

(21) Appl. No.: **29/309,929**

(22) Filed: **Nov. 13, 2008**

(51) **LOC (9) Cl.** ..... **03-01**

(52) **U.S. Cl.** ..... **D3/304**

(58) **Field of Classification Search** ..... D3/304,  
D3/306-310, 312-313; 220/676

See application file for complete search history.

(56) **References Cited**

U.S. PATENT DOCUMENTS

D193,314 S *	7/1962	Mangold	.....	D3/309
4,365,658 A *	12/1982	Stevens	.....	383/29
D347,098 S *	5/1994	Hummel et al.	.....	D3/309
D421,336 S *	3/2000	Demore et al.	.....	D3/314
D531,402 S *	11/2006	Sofy	.....	D3/235
D536,874 S *	2/2007	Splain et al.	.....	D3/309

D553,361 S *	10/2007	Splain et al.	.....	D3/304
D564,229 S *	3/2008	Splain et al.	.....	D3/309
D590,156 S *	4/2009	de Vries-Peters	.....	D3/303

\* cited by examiner

*Primary Examiner*—T. Chase Nelson

*Assistant Examiner*—Kathleen M Sims

(74) *Attorney, Agent, or Firm*—Bacon & Thomas, PLLC

(57) **CLAIM**

The ornamental design for a hand basket, as shown and described.

**DESCRIPTION**

FIG. 1 is a front view of a hand basket showing my new design;

FIG. 2 is a rear view thereof;

FIG. 3 is a top plan view thereof;

FIG. 4 is a bottom plan view thereof;

FIG. 5 is a left side view thereof;

FIG. 6 is a right side view thereof; and,

FIG. 7 is a cross-sectional view along line 7—7 of FIG. 5.

**1 Claim, 4 Drawing Sheets**

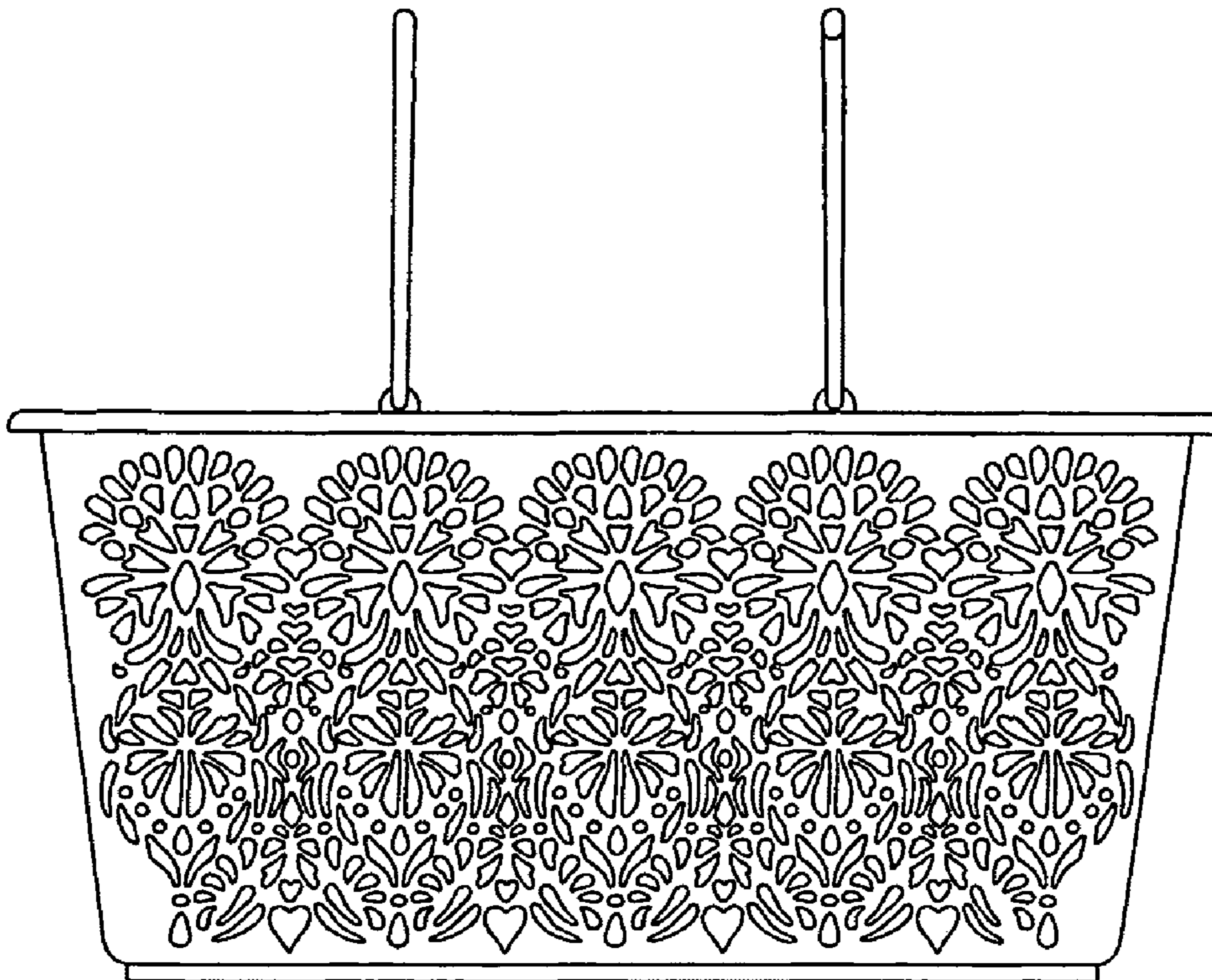


FIG. 1

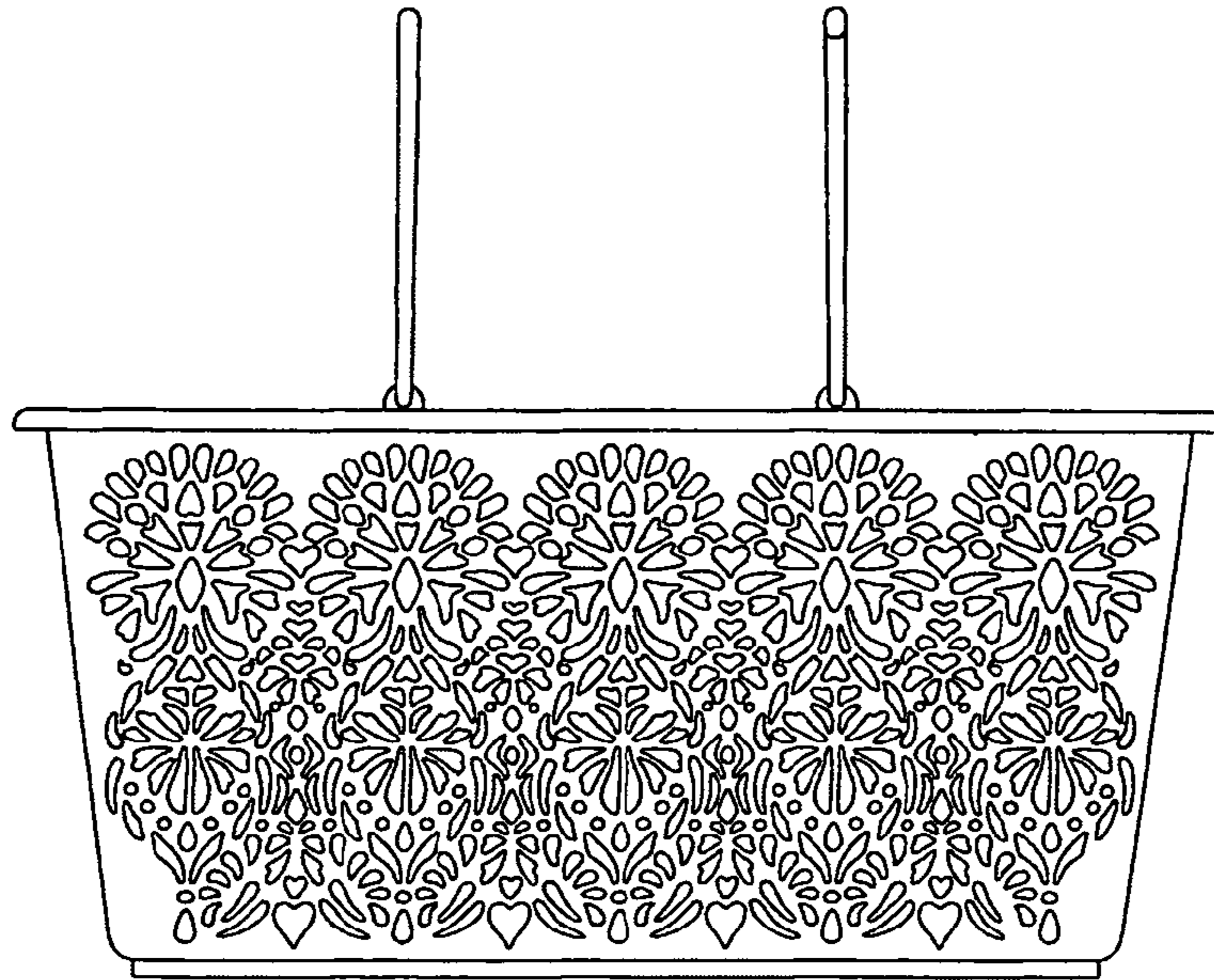


FIG. 2

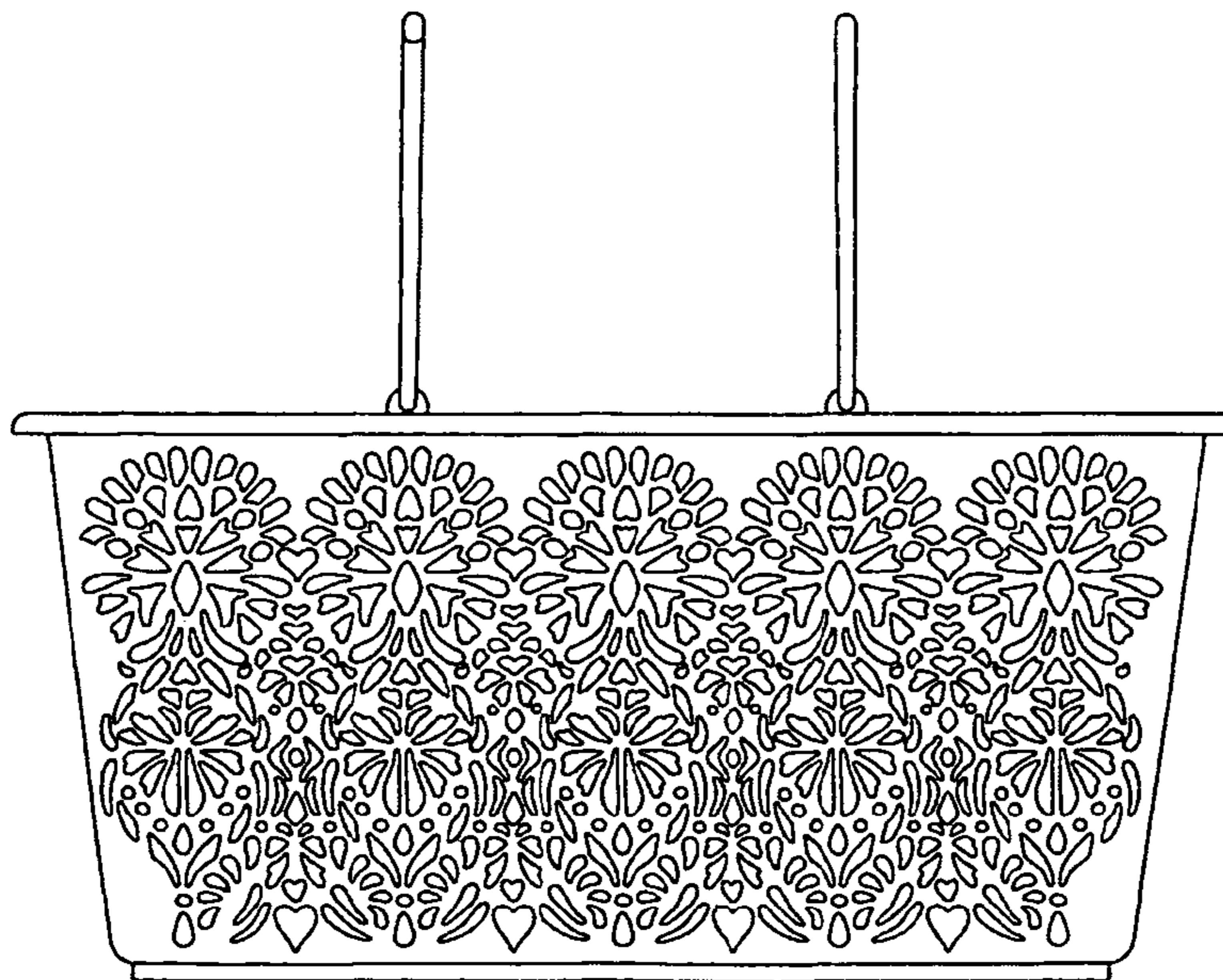


FIG. 3




FIG. 4




FIG. 5



FIG. 6



FIG. 7

