



US00D604508S

(12) **United States Design Patent**  
**Ledbetter et al.**

(10) **Patent No.:** **US D604,508 S**

(45) **Date of Patent:** **\*\* Nov. 24, 2009**

(54) **HOLDER FOR AN ELECTRONIC DEVICE WITH SURFACE ORNAMENTATION**

(75) Inventors: **Carl J. Ledbetter**, Mercer Island, WA (US); **Dan Funderburgh**, Brooklyn, NY (US)

(73) Assignee: **Microsoft Corporation**, Redmond, WA (US)

(\*\*) Term: **14 Years**

(21) Appl. No.: **29/295,478**

(22) Filed: **Sep. 28, 2007**

(51) **LOC (9) Cl.** ..... **03-01**

(52) **U.S. Cl.** ..... **D3/248**

(58) **Field of Classification Search** ..... D3/234, D3/238, 247-252; D5/55, 58; 150/100, 150/103-104, 106-110, 113-114, 118-119, 150/130-132

See application file for complete search history.

(56) **References Cited**

**U.S. PATENT DOCUMENTS**

D46,332 S \* 9/1914 Cohn ..... D3/248  
D79,839 S \* 11/1929 Muentener ..... D5/55

D163,745 S \* 6/1951 Dobbs et al. .... D3/248  
D208,346 S \* 8/1967 Dixon ..... D5/58  
D336,780 S \* 6/1993 Blankenship et al. .... D3/248  
D429,068 S \* 8/2000 Kleinsmith ..... D3/249  
D528,303 S \* 9/2006 Hillerich ..... D3/321

\* cited by examiner

*Primary Examiner*—Holly H Baynham

(74) *Attorney, Agent, or Firm*—Banner & Witcoff, Ltd.

(57) **CLAIM**

The ornamental design for a holder for an electronic device with surface ornamentation, as shown and described.

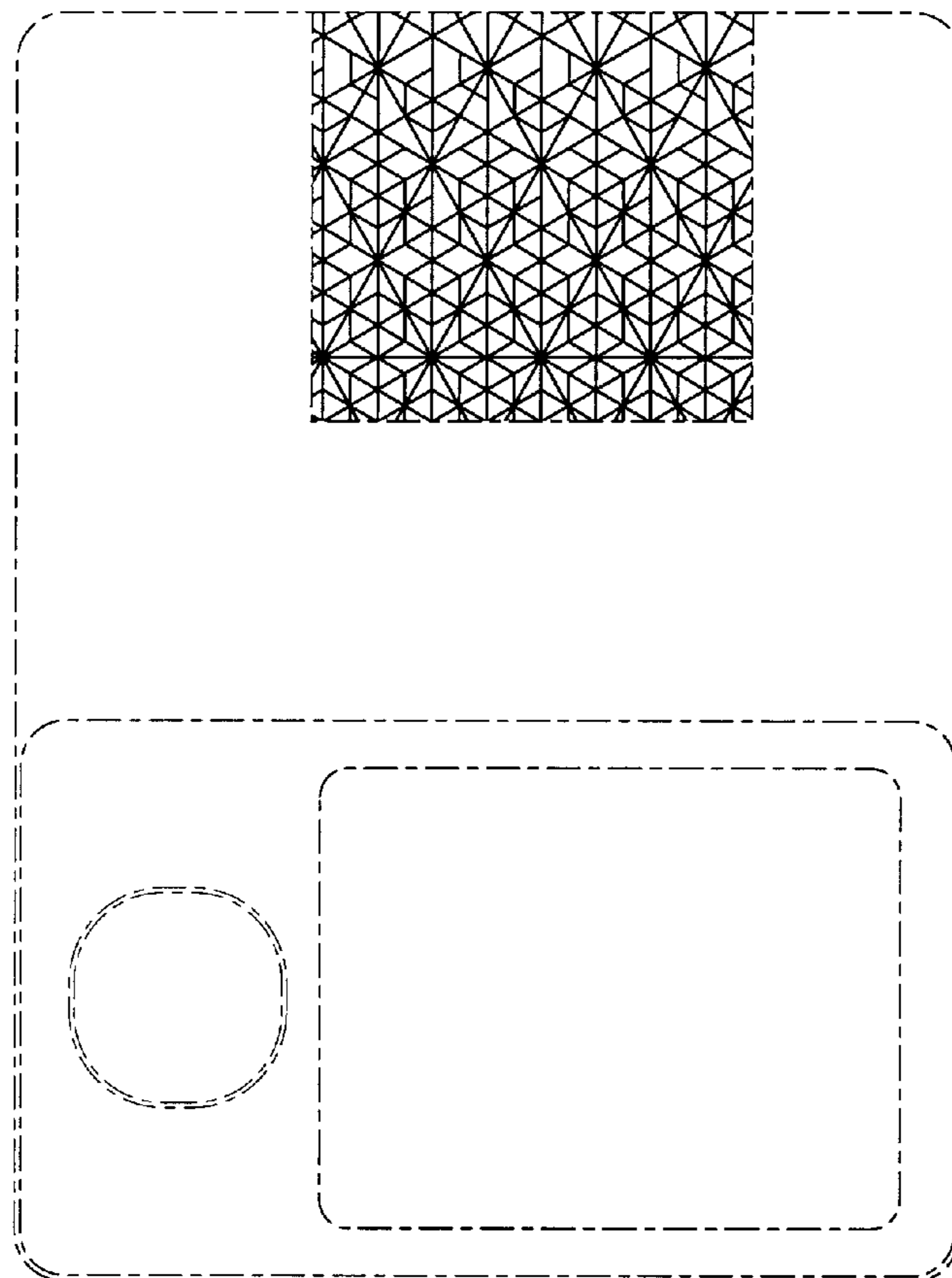
**DESCRIPTION**

FIG. 1 is a front environmental view of a holder for an electronic device with surface ornamentation showing our new design; and,

FIG. 2 is another front environmental view of a holder for an electronic device with surface ornamentation showing our new design.

The broken lines immediately adjacent the shaded areas represent the bounds of the claim and all other broken lines are for illustrative purposes only. None of the broken lines form part of the claimed design.

**1 Claim, 2 Drawing Sheets**



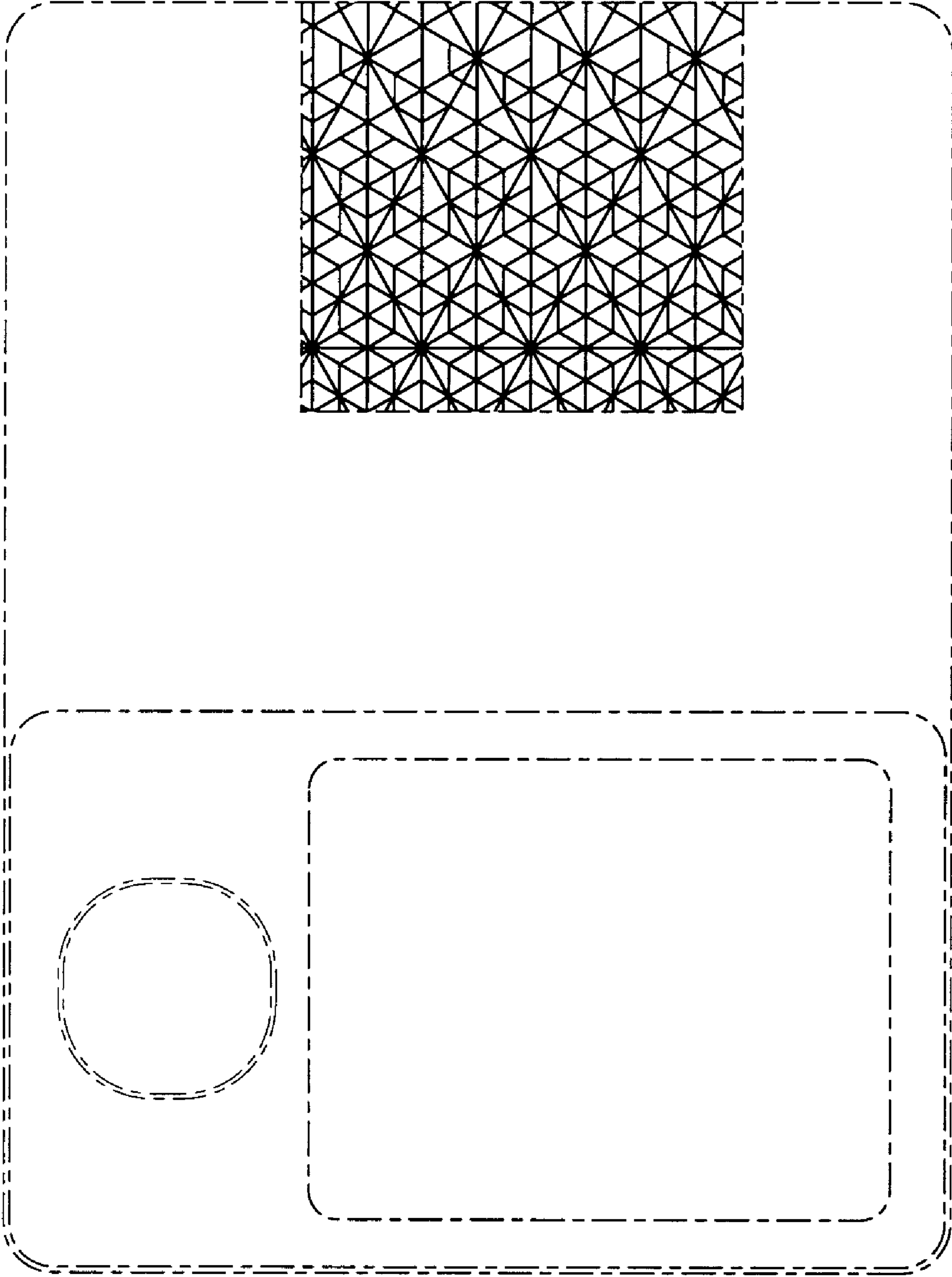


FIG. 1




FIG. 2