



US00D604487S

(12) **United States Design Patent**
McClaskie

(10) **Patent No.:** **US D604,487 S**

(45) **Date of Patent:** **** Nov. 24, 2009**

(54) **SHOE**

(75) Inventor: **Thomas E. McClaskie**, Bethlehem, PA
(US)

(73) Assignee: **Columbia Insurance Company**,
Omaha, NE (US)

(**) Term: **14 Years**

(21) Appl. No.: **29/333,441**

(22) Filed: **Mar. 10, 2009**

(51) **LOC (9) Cl.** **02-04**

(52) **U.S. Cl.** **D2/952; D2/951; D2/953**

(58) **Field of Classification Search** D2/902,
D2/951, 952, 953, 956, 957, 959, 960; D5/16,
D5/37; 36/3 B, 22 R, 25 R, 28, 59 C
See application file for complete search history.

(56) **References Cited**

U.S. PATENT DOCUMENTS

| | | | |
|--------------|---------|--------------------|--------|
| D084,816 S | 8/1931 | Freudenberg | |
| D217,071 S * | 3/1970 | Volo | D6/595 |
| D222,414 S * | 10/1971 | Scherer | D6/608 |
| D226,400 S * | 2/1973 | Joski | D5/16 |
| D255,151 S * | 5/1980 | Woon | D5/37 |
| D488,303 S | 4/2004 | Dwiggins et al. | |
| D489,520 S * | 5/2004 | Matis et al. | D2/952 |
| D495,856 S * | 9/2004 | McClaskie | D2/952 |
| D506,875 S * | 7/2005 | Del Solar | D5/37 |
| D508,331 S * | 8/2005 | Bo rschinger | D5/37 |
| D525,017 S | 7/2006 | Ochoa | |
| D528,747 S * | 9/2006 | Issler | D2/916 |
| D530,063 S * | 10/2006 | Issler | D2/916 |
| D531,393 S | 11/2006 | McClaskie | |
| D531,787 S | 11/2006 | McClaskie | |
| D548,434 S | 8/2007 | McClaskie | |
| D553,832 S | 10/2007 | McClaskie | |
| D555,338 S | 11/2007 | McClaskie | |
| D560,333 S | 1/2008 | McClaskie | |
| D561,433 S | 2/2008 | McClaskie | |
| D564,189 S * | 3/2008 | Fojtu | D2/948 |
| D568,034 S | 5/2008 | Horton et al. | |

| | | | |
|-------------------|---------|--------------------|---------|
| D571,085 S | 6/2008 | McClaskie | |
| D572,016 S * | 7/2008 | Kim et al. | D5/37 |
| D576,779 S * | 9/2008 | Belley et al. | D2/952 |
| D581,141 S * | 11/2008 | Van Hulle | D2/910 |
| D584,886 S * | 1/2009 | Issler | D2/952 |
| D585,634 S * | 2/2009 | McClaskie | D2/952 |
| D587,439 S * | 3/2009 | Issler | D2/952 |
| D588,790 S * | 3/2009 | Issler | D2/952 |
| D590,141 S * | 4/2009 | McClaskie | D2/952 |
| D592,388 S * | 5/2009 | Issler | D2/952 |
| 2002/0035793 A1 * | 3/2002 | Byrd | 36/8.4 |
| 2002/0152639 A1 * | 10/2002 | Otis et al. | 36/59 R |

* cited by examiner

Primary Examiner—Celia A Murphy

(74) *Attorney, Agent, or Firm*—St. Onge Steward Johnston & Reens LLC

(57) **CLAIM**

The ornamental design for a shoe, as shown and described.

DESCRIPTION

FIG. 1 is a bottom perspective view of a shoe in accordance with my new design;

FIG. 2 is a bottom view thereof;

FIG. 3 is a top view thereof;

FIG. 4 is a left side view thereof;

FIG. 5 is a right side view thereof;

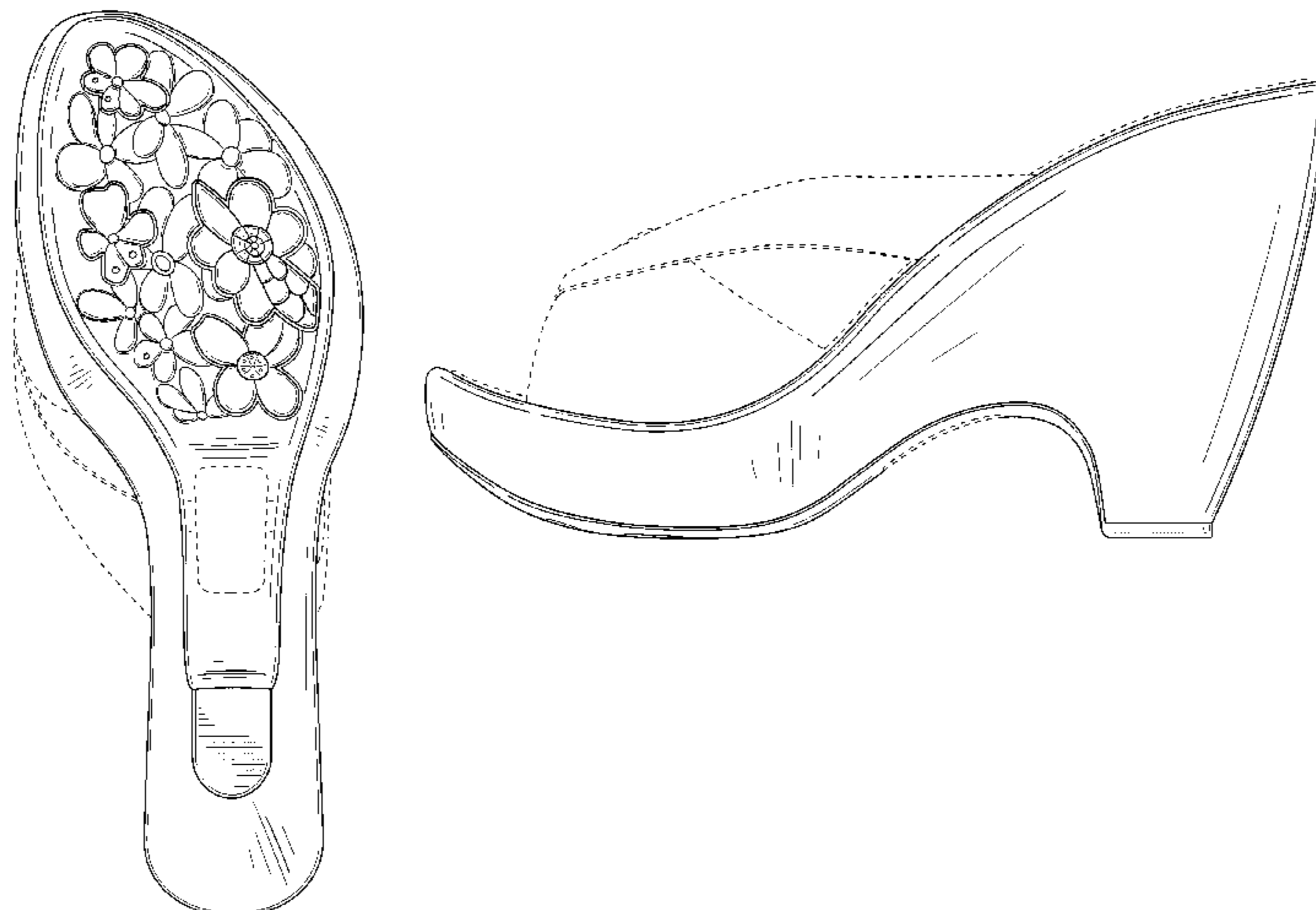
FIG. 6 is a front view thereof;

FIG. 7 is a rear view thereof; and,

FIG. 8 is an enlarged perspective view of the area labeled “8” in FIG. 1.

The shoe upper shown in broken lines in FIGS. 1–7 is for environmental purposes only and forms no part of the claimed design. The broken lines shown in each arch area of FIGS. 1–2 and 4–5 represent boundaries of the design with the lines themselves and the areas within them forming no part of the claim.

1 Claim, 7 Drawing Sheets



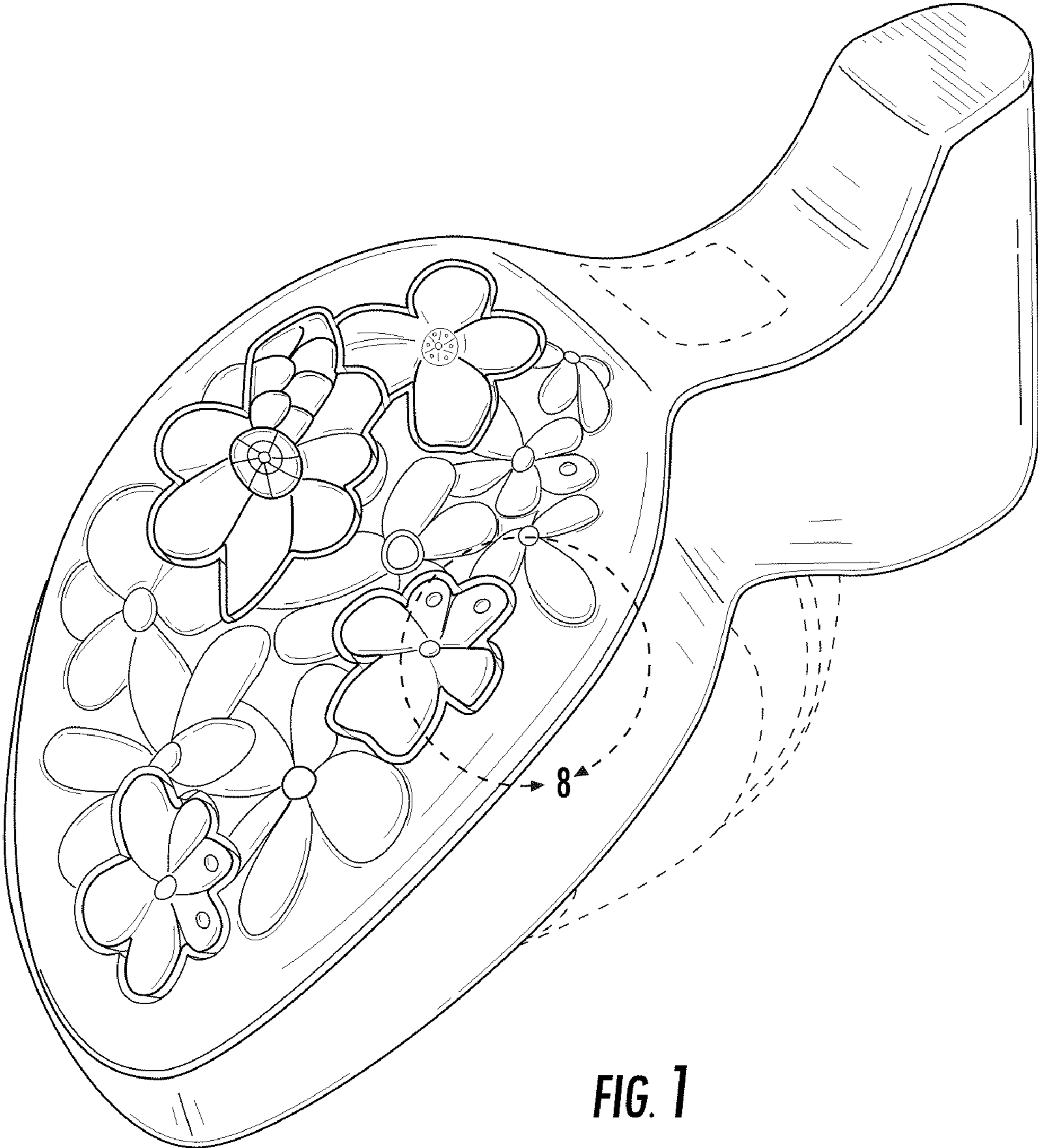


FIG. 1

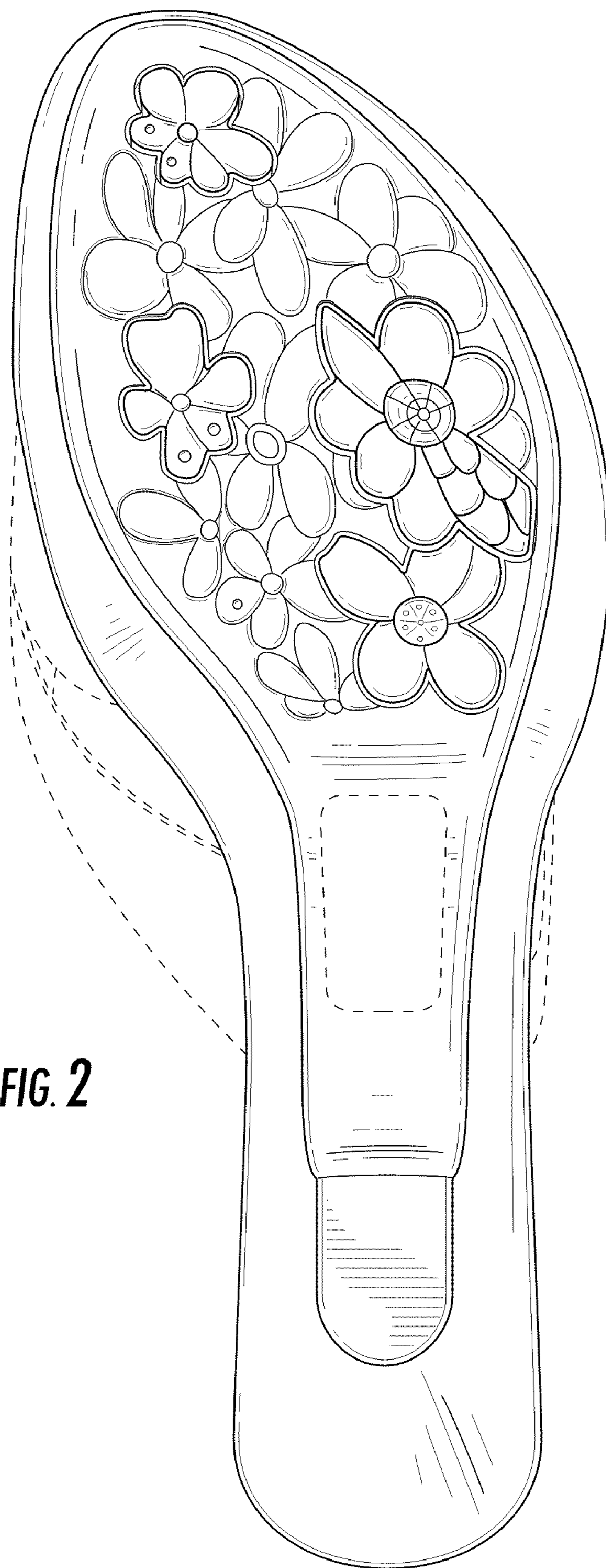


FIG. 2

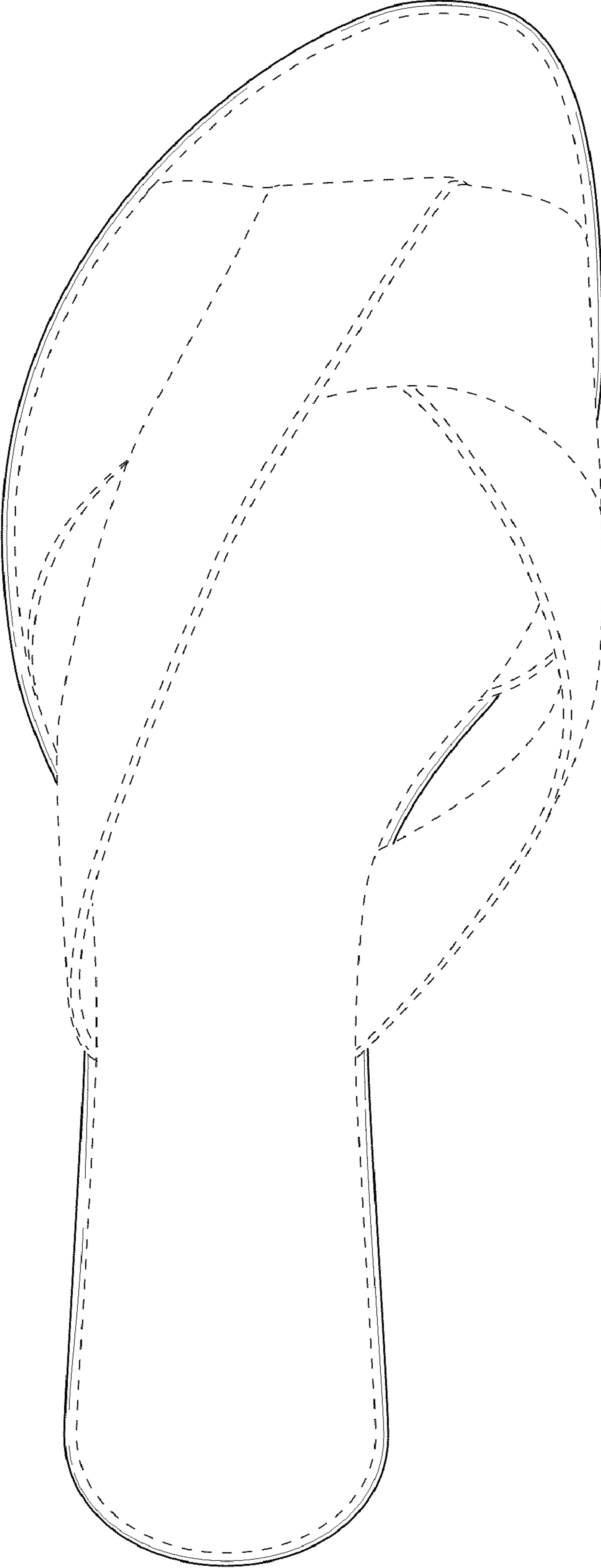


FIG. 3

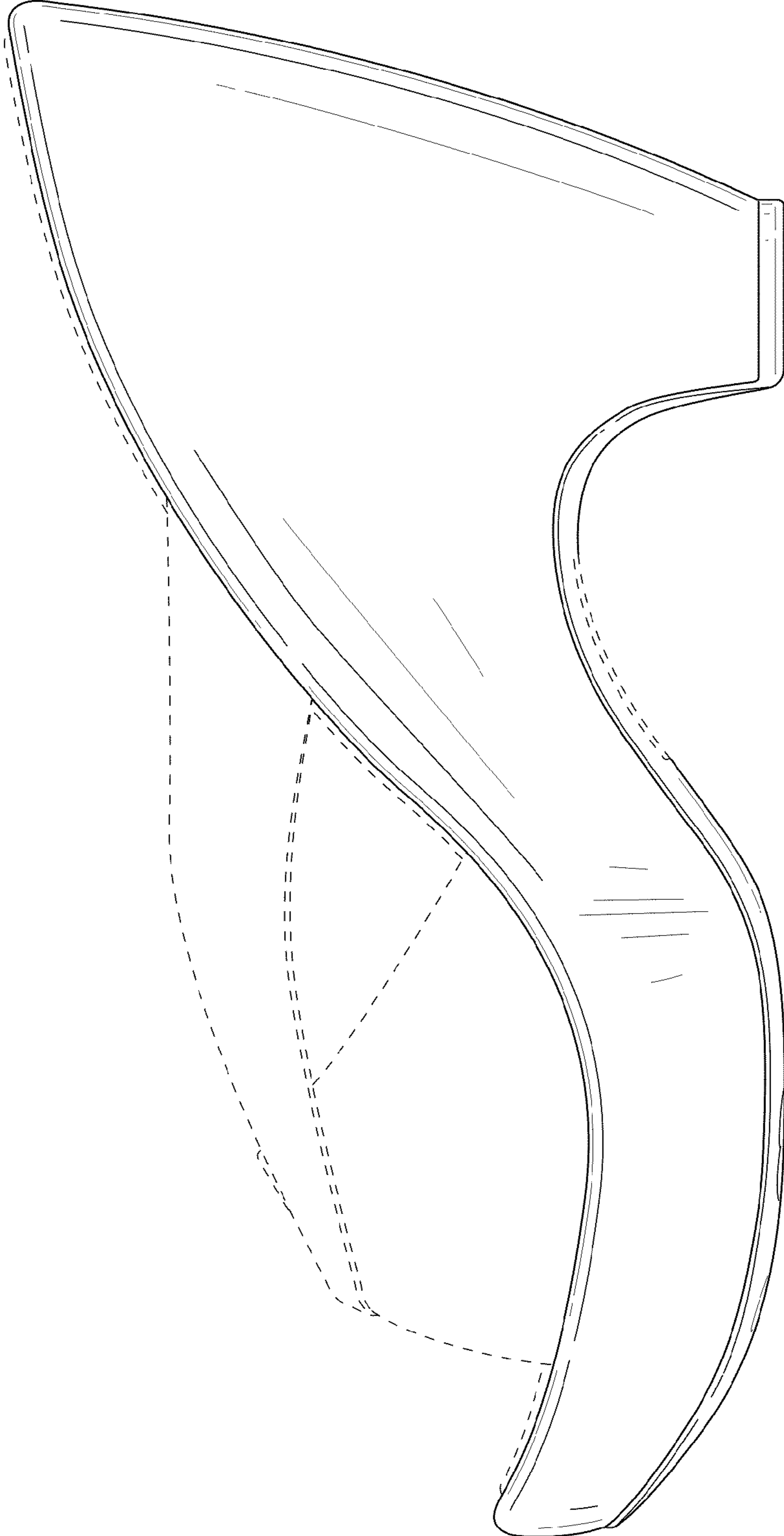


FIG. 4

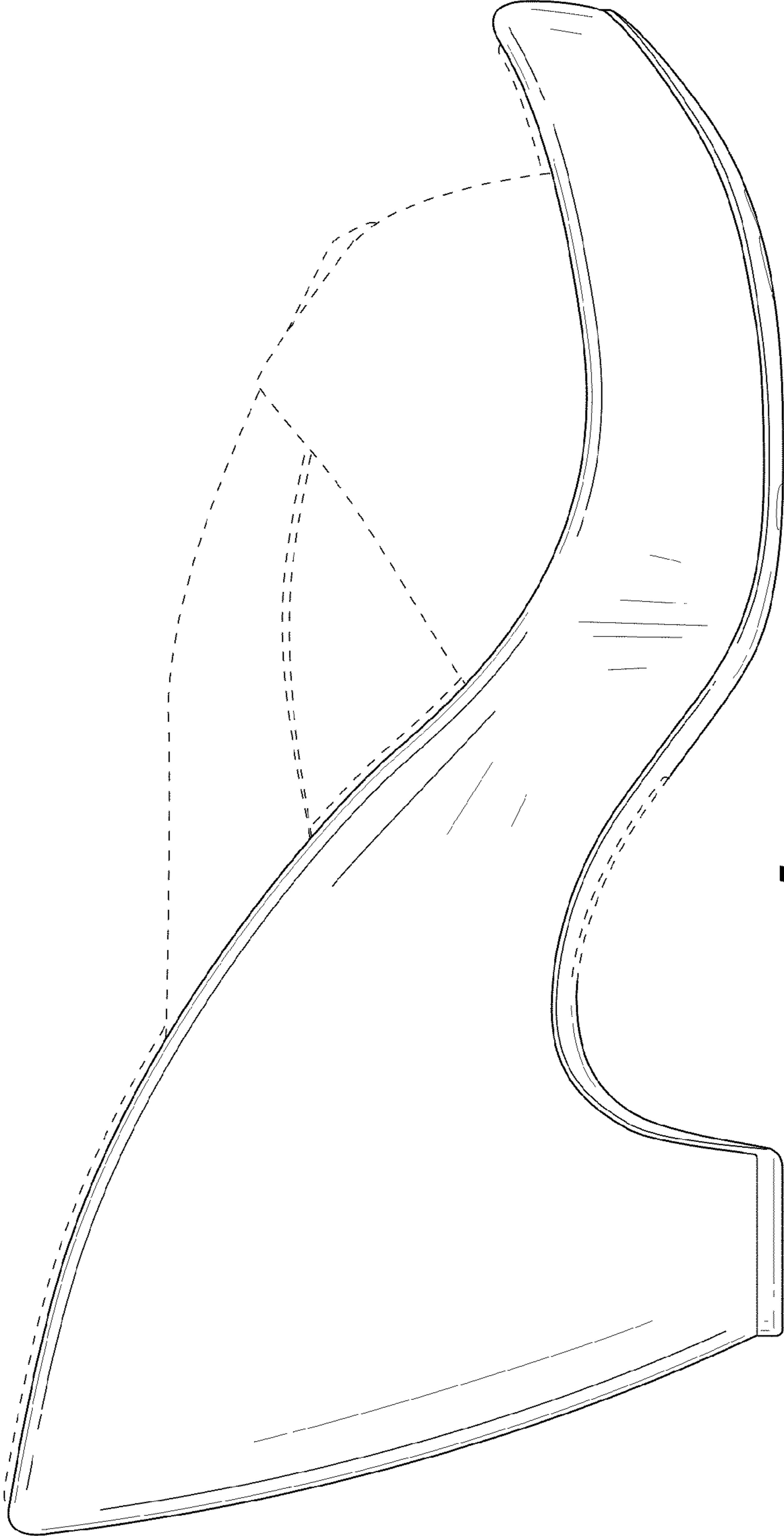


FIG. 5

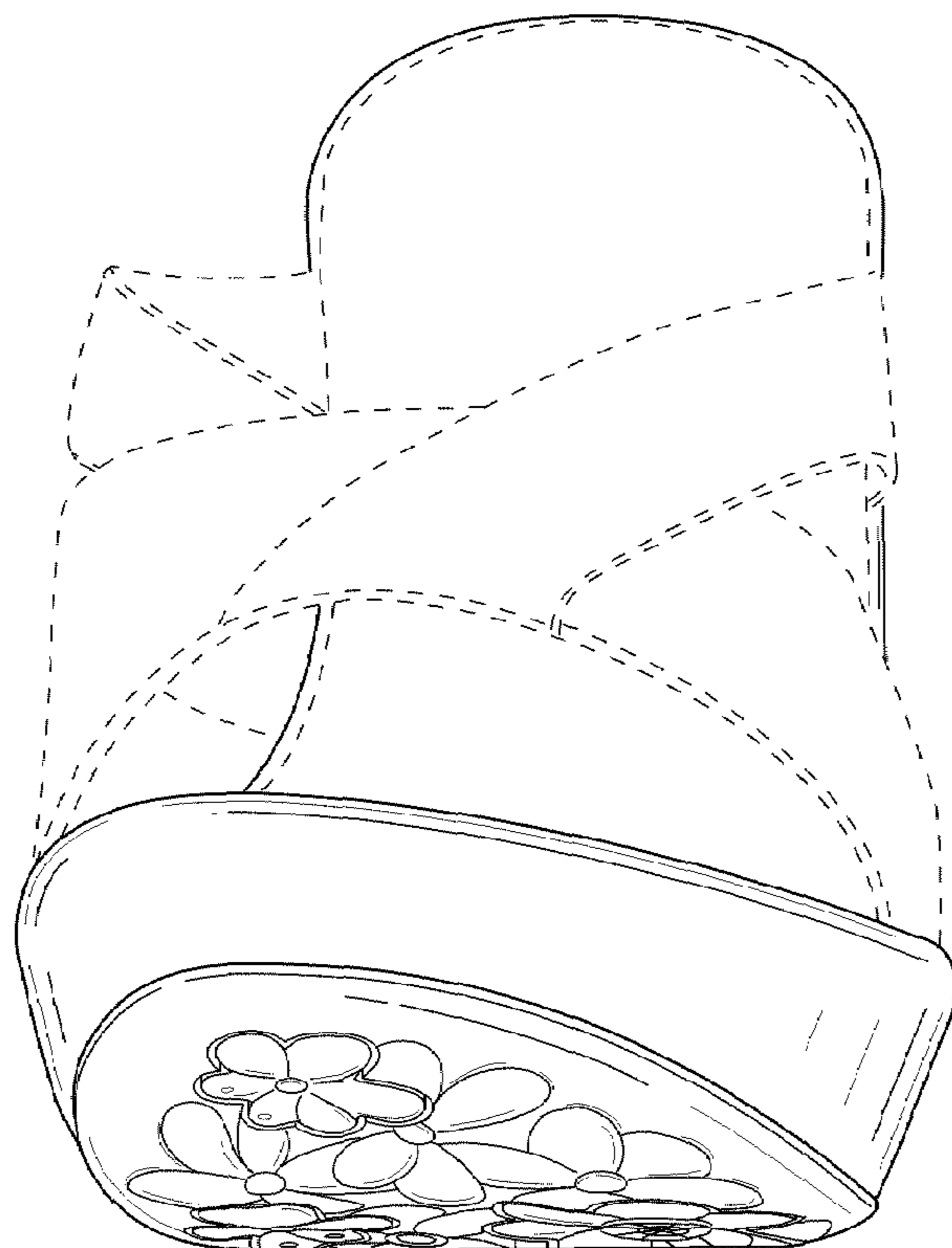


FIG. 6

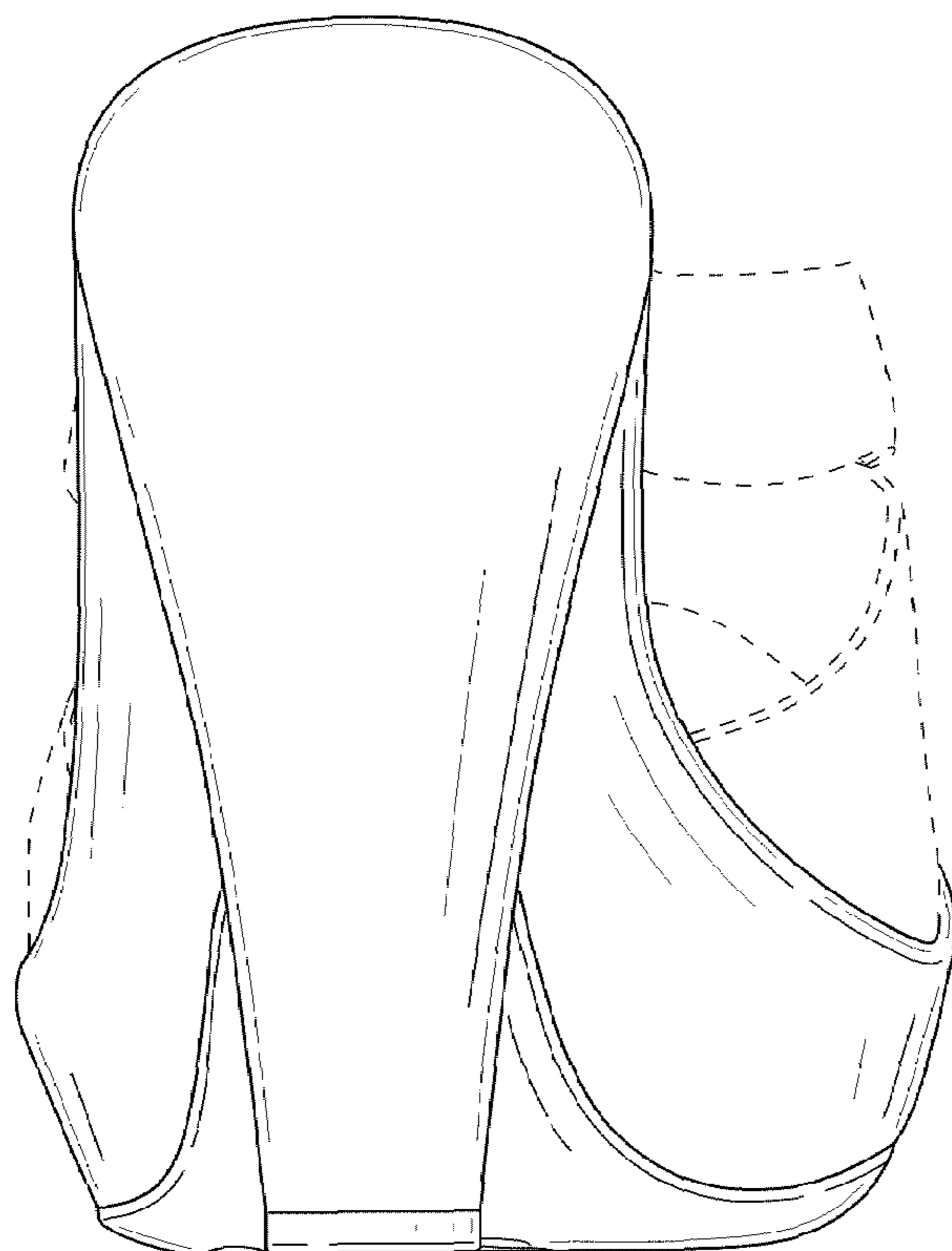


FIG. 7

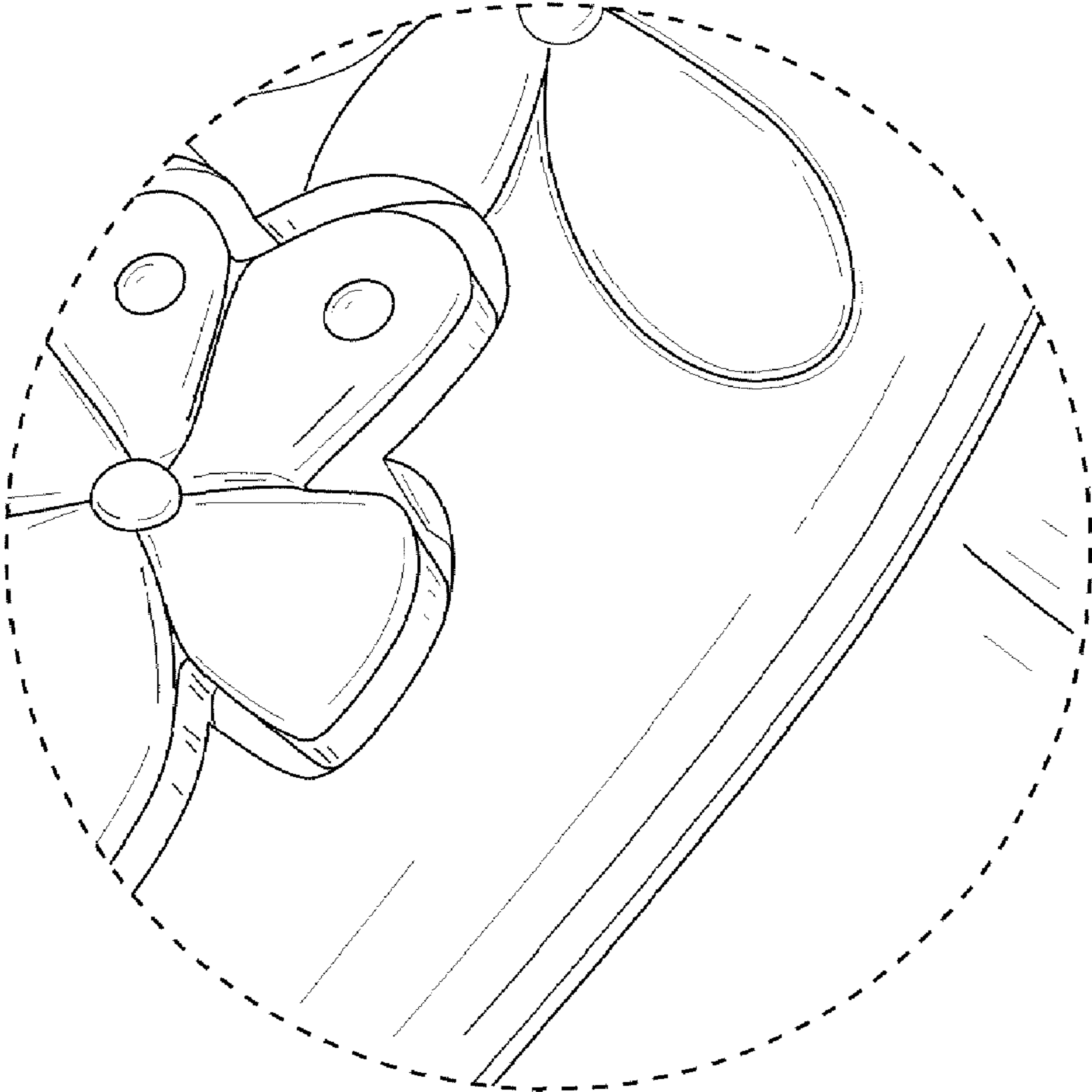


FIG. 8