



US00D604483S

(12) **United States Design Patent**  
**Della Valle et al.**

(10) **Patent No.:** **US D604,483 S**  
(45) **Date of Patent:** **\*\* Nov. 24, 2009**

(54) **SHOE**

(75) Inventors: **Diego Della Valle**, Sant'Elpidio a Mare (IT); **Andrea Della Valle**, Sant'Elpidio a Mare (IT)

(73) Assignee: **Tod's S.p.A.**, Sant'Elpidio a Mare (Fermo) (IT)

(\*\*) Term: **14 Years**

(21) Appl. No.: **29/323,245**

(22) Filed: **Aug. 21, 2008**

(30) **Foreign Application Priority Data**

Feb. 27, 2008 (EM) ..... 000886387

(51) **LOC (9) Cl.** ..... **02-04**

(52) **U.S. Cl.** ..... **D2/926; D2/923; D2/925**

(58) **Field of Classification Search** ..... D2/896,  
D2/902, 907, 908, 923, 925, 926, 969, 971;  
36/1, 83

See application file for complete search history.

(56) **References Cited**

**U.S. PATENT DOCUMENTS**

D206,222 S \* 11/1966 Mostile ..... D2/924  
D247,136 S \* 2/1978 Mizoguchi ..... D2/907  
D293,157 S \* 12/1987 Williams ..... D2/926

D474,003 S \* 5/2003 Della Valle ..... D2/923  
D509,646 S \* 9/2005 Della Valle ..... D2/923  
D511,611 S \* 11/2005 Della Valle ..... D2/923

\* cited by examiner

*Primary Examiner*—Dominic Simone

(74) *Attorney, Agent, or Firm*—Knobbe Martens Olson & Bear LLP

(57) **CLAIM**

The ornamental design for a shoe, as shown and described herein.

**DESCRIPTION**

FIG. 1 is a front elevational view of a shoe showing our new design.

FIG. 2 is a rear elevational view thereof.

FIG. 3 is a left side elevational view thereof.

FIG. 4 is a right side elevational view thereof.

FIG. 5 is a top plan view thereof.

FIG. 6 is a bottom plan view thereof; and,

FIG. 7 is a perspective view thereof.

FIGS. 1–7 depict views of a right shoe showing our new design. Respective views of a left shoe showing our new design are mirror images of FIGS. 1–7.

**1 Claim, 5 Drawing Sheets**







FIG. 2



FIG. 1




FIG. 3



FIG. 4




FIG. 5




FIG. 6



FIG. 7