



US00D604468S

(12) **United States Design Patent**
Hirata et al.

(10) **Patent No.:** **US D604,468 S**

(45) **Date of Patent:** **** Nov. 17, 2009**

(54) **HANDLE USED FOR MOP HOLDER**

(75) Inventors: **Tomohisa Hirata**, Tokyo (JP); **Hirotohi Tawara**, Tokyo (JP)

(73) Assignee: **Kao Corporation**, Tokyo (JP)

(**) Term: **14 Years**

(21) Appl. No.: **29/309,334**

(22) Filed: **Jul. 28, 2008**

(30) **Foreign Application Priority Data**

Jan. 29, 2008 (JP) 2008-001689
Jan. 29, 2008 (JP) 2008-001709

(51) **LOC (9) Cl.** **04-01**

(52) **U.S. Cl.** **D32/40; D32/51**

(58) **Field of Classification Search** D32/40-52;
15/244.1-244.4, 209.1, 245.1, 143.1; 16/DIG. 12,
16/DIG. 19

See application file for complete search history.

(56) **References Cited**

U.S. PATENT DOCUMENTS

6,378,155 B1 * 4/2002 Dobbs 15/104.94
D502,002 S * 2/2005 Conway et al. D4/138

D509,033 S * 8/2005 Dotterman et al. D32/51
D579,614 S * 10/2008 Tanaka et al. D32/52
D579,615 S * 10/2008 Ames et al. D32/52
D591,020 S * 4/2009 Dotterman et al. D32/52

* cited by examiner

Primary Examiner—Robin V Webster

(74) *Attorney, Agent, or Firm*—Birch, Stewart, Kolasch & Birch, LLP

(57) **CLAIM**

The ornamental design for a handle used for mop holder, as shown and described.

DESCRIPTION

FIG. 1 is a perspective view of a handle used for a mop holder showing our new design;

FIG. 2 is a top view thereof;

FIG. 3 is a bottom view thereof;

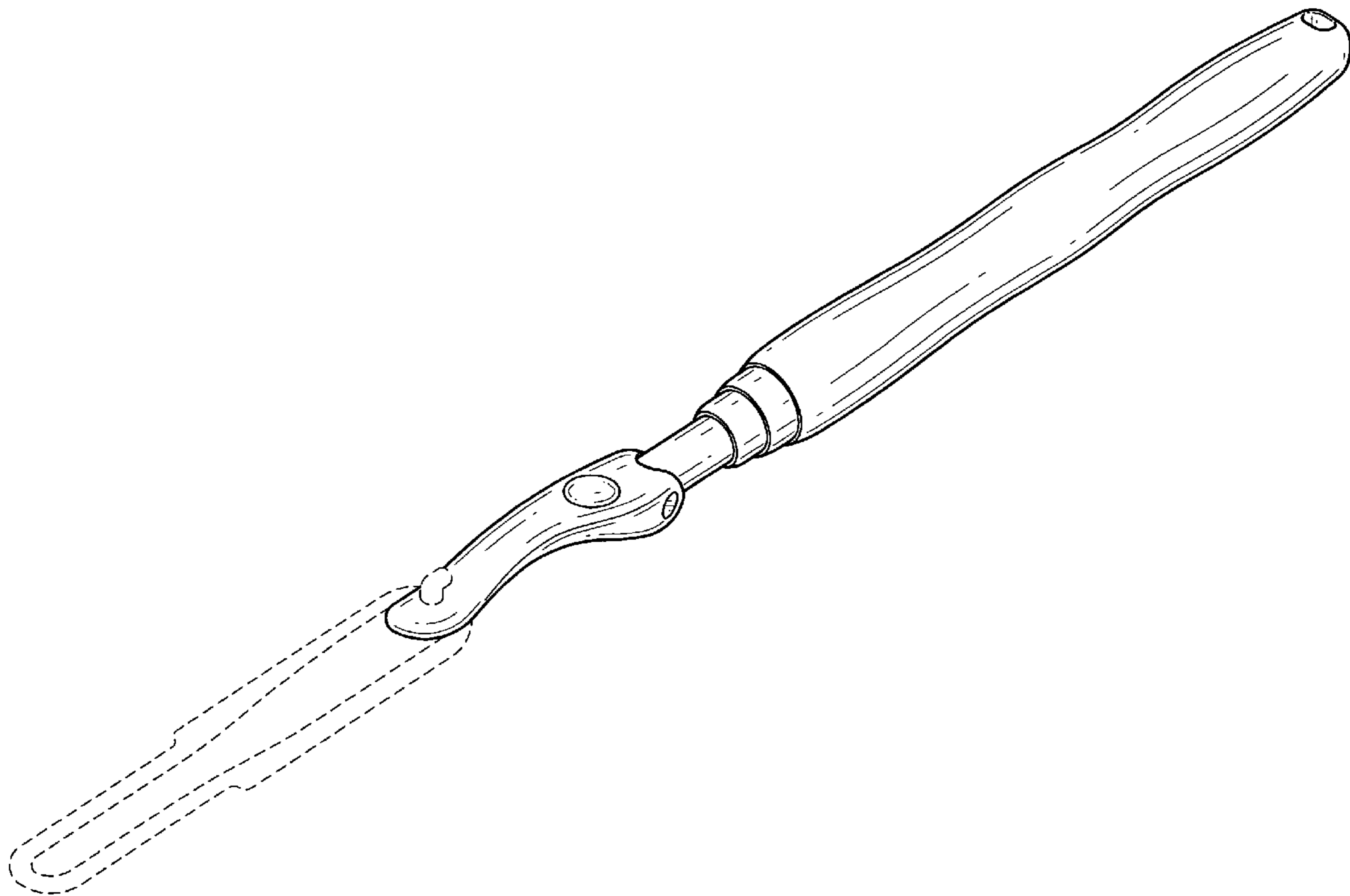
FIG. 4 is a right view thereof;

FIG. 5 is a rear view thereof; and,

FIG. 6 is an extended front, right perspective view thereof.

The broken lines illustrated in drawings form no part of the claimed design.

1 Claim, 5 Drawing Sheets



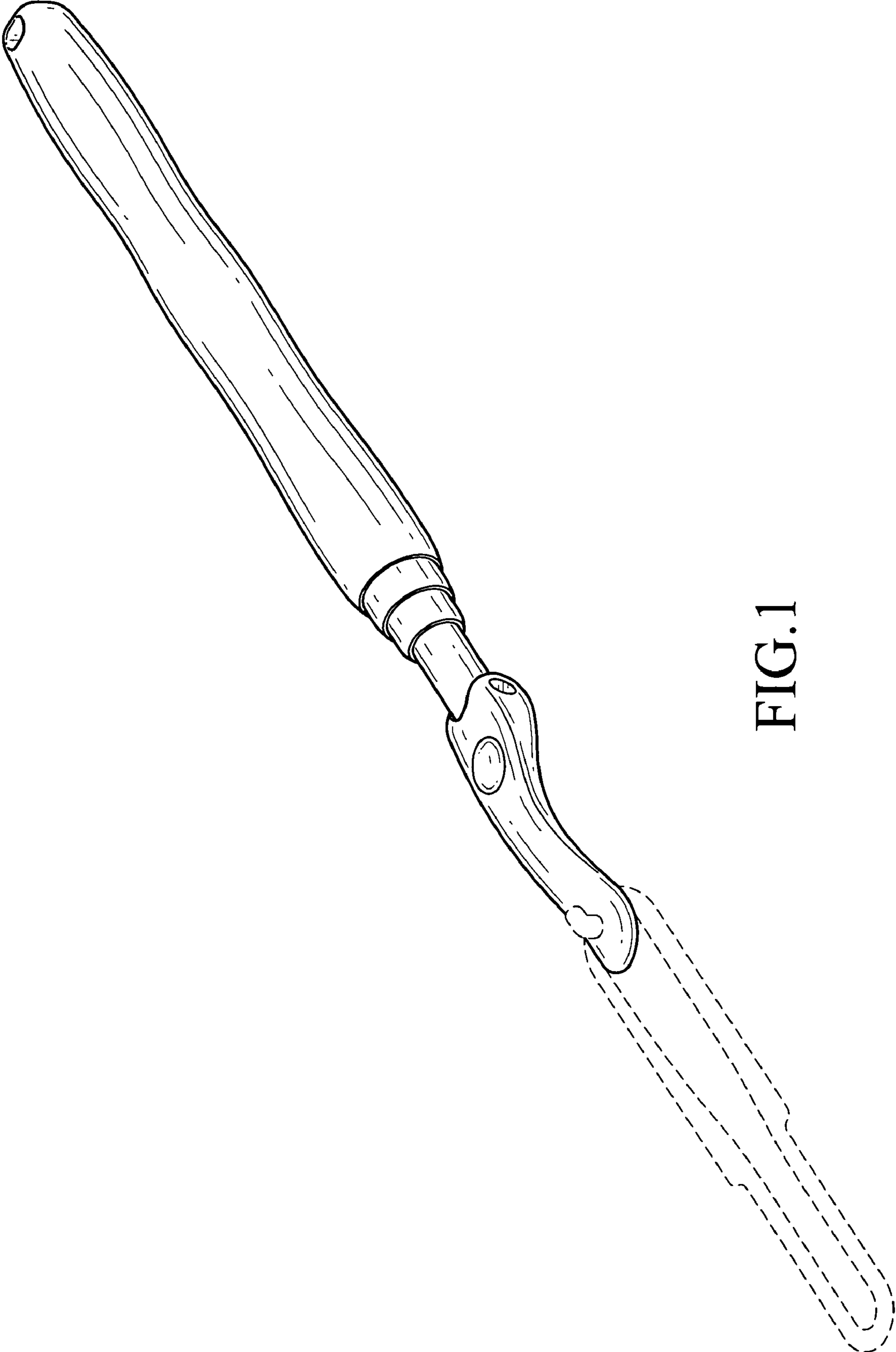


FIG.1

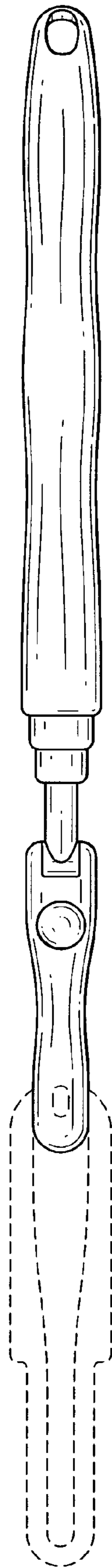


FIG. 2

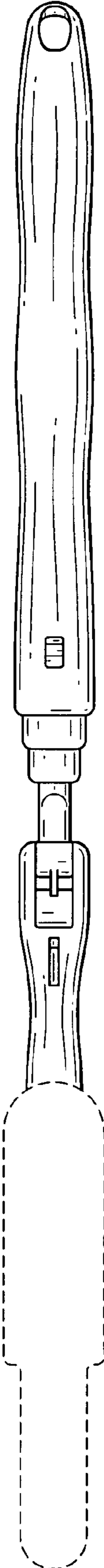


FIG. 3

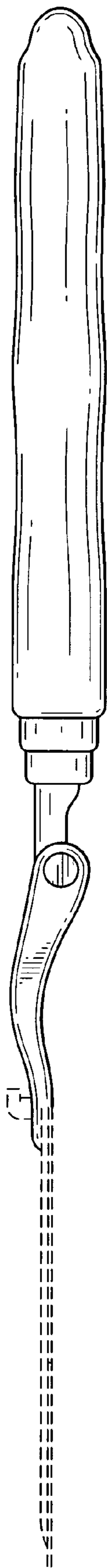


FIG. 4

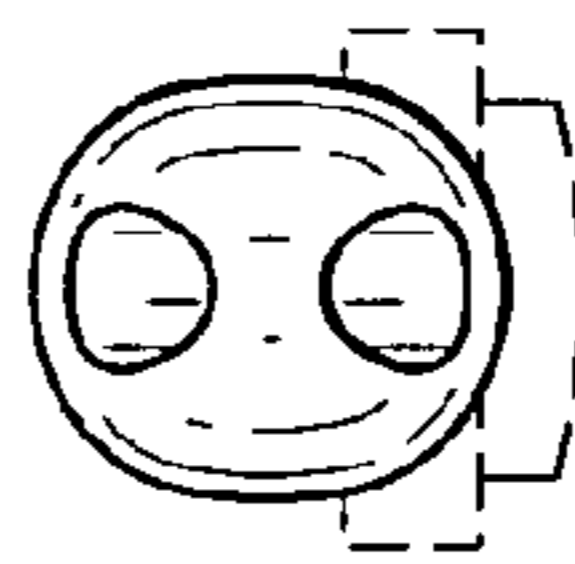


FIG. 5

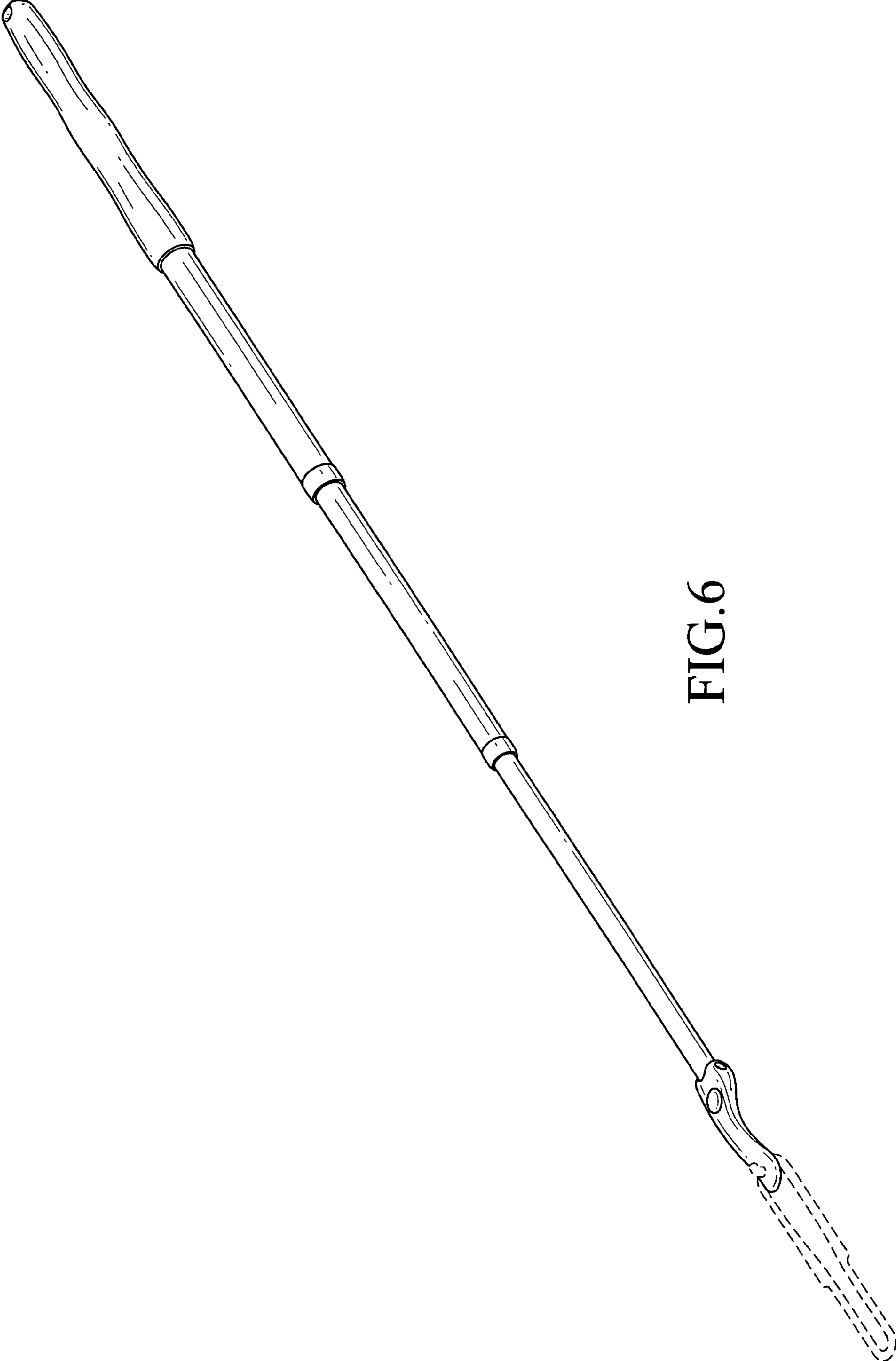


FIG.6