

US00D604460S

(12) **United States Design Patent**
Singleton et al.

(10) **Patent No.:** **US D604,460 S**

(45) **Date of Patent:** **** Nov. 17, 2009**

(54) **ARM PROTECTIVE OVERLAY**

(76) Inventors: **Alice F. Singleton**, 76 Knickerbocker Ave., Stamford, CT (US) 06907-2518;
Tosha S. Singleton, 76 Knickerbocker Ave., Stamford, CT (US) 06907-2518

(**) Term: **14 Years**

(21) Appl. No.: **29/289,407**

(22) Filed: **Jul. 19, 2007**

(51) **LOC (9) Cl.** **29-02**

(52) **U.S. Cl.** **D29/120.1**

(58) **Field of Classification Search** D29/100,
D29/101.1, 101.2, 101.3, 101.4, 101.5, 120.1,
D29/120.2, 121.1, 121.2, 122; D2/901; D24/190;
2/16, 20-24, 62, 267, 455, 461, 463, 910,
2/911; 602/3, 5, 6, 16, 23, 26

See application file for complete search history.

(56) **References Cited**

U.S. PATENT DOCUMENTS

1,931,524 A * 10/1933 Becket 2/22
2,640,989 A * 6/1953 Woodward 2/22
D234,434 S * 3/1975 Treveno D21/791
D299,562 S 1/1989 Lee
4,796,611 A * 1/1989 Wardlaw 602/12
5,056,157 A 10/1991 Pryor

5,297,294 A * 3/1994 Washick 2/22
5,357,633 A 10/1994 Rael
D364,008 S * 11/1995 Florio D29/120.1
5,611,080 A * 3/1997 Skottheim 2/16
5,628,062 A 5/1997 Tseng
D398,720 S * 9/1998 Leshner, Jr. D29/120.1
6,029,278 A 2/2000 Lopez
6,098,208 A * 8/2000 Cordon 2/455
D445,220 S * 7/2001 Hairston, III D29/120.1
6,775,844 B1 8/2004 Castillo
2005/0015840 A1 1/2005 Biggerstaff

* cited by examiner

Primary Examiner—Raphael Barkai

Assistant Examiner—Randall H Gholson

(57) **CLAIM**

The ornamental design for an arm protective overlay, as shown and described.

DESCRIPTION

FIG. 1 is a top view of the arm protective overlay.

FIG. 2 is a bottom view of the arm protective overlay.


FIG. 3 is a left side view of the arm protective overlay.

FIG. 4 is a right side view of the arm protective overlay.

FIG. 5 is a front view of the arm protective overlay; and,

FIG. 6 is a rear view of the arm protective overlay.

1 Claim, 2 Drawing Sheets



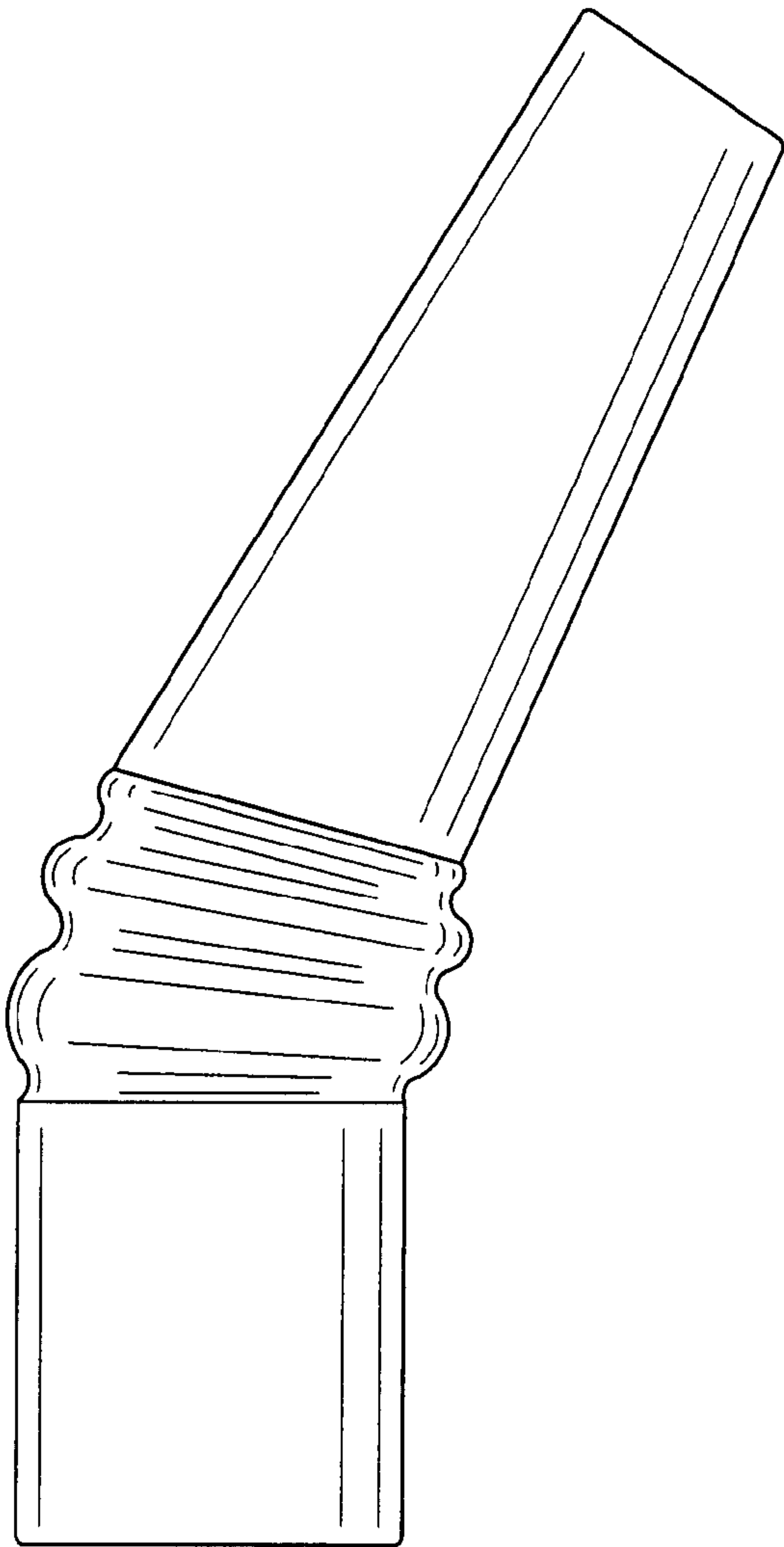


FIG. 1

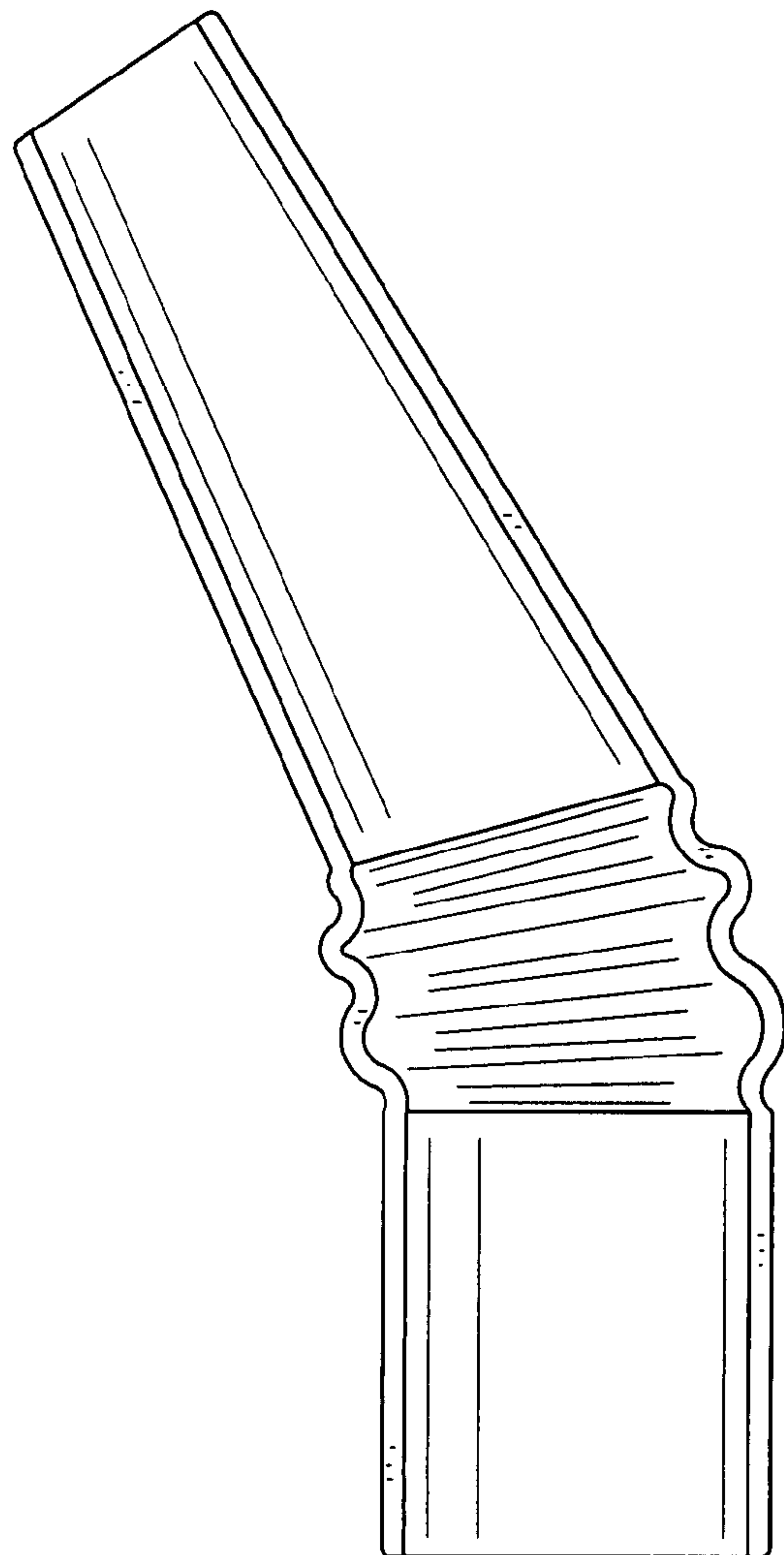


FIG. 2




FIG. 3




FIG. 4

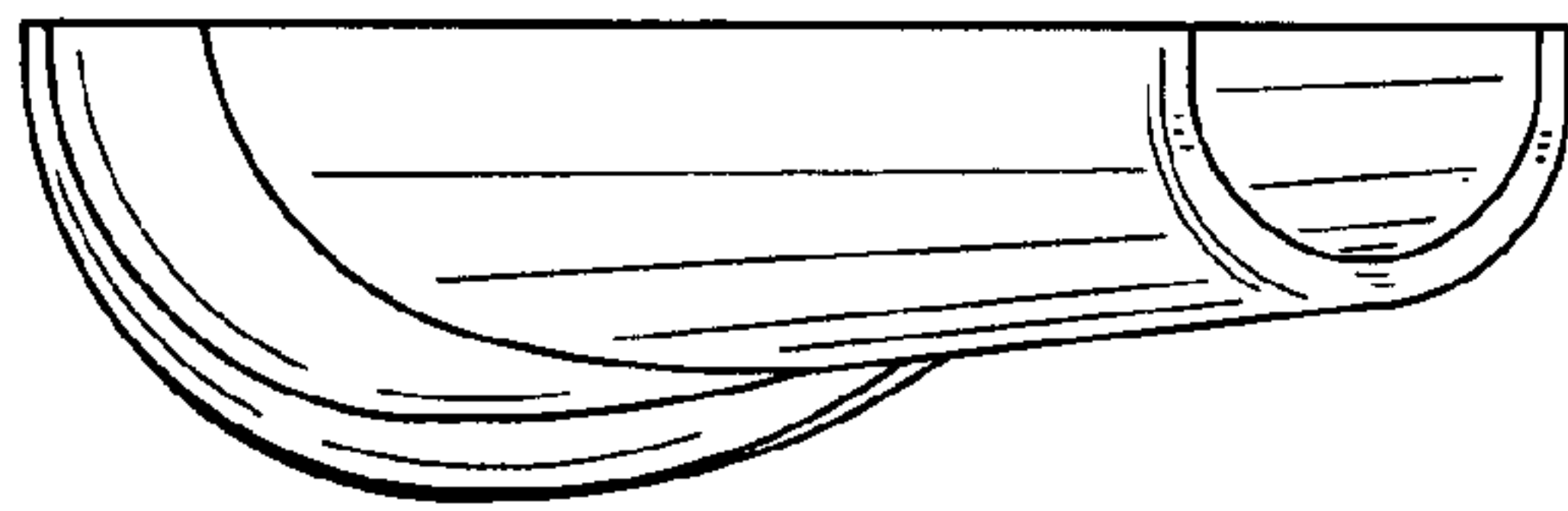


FIG. 5

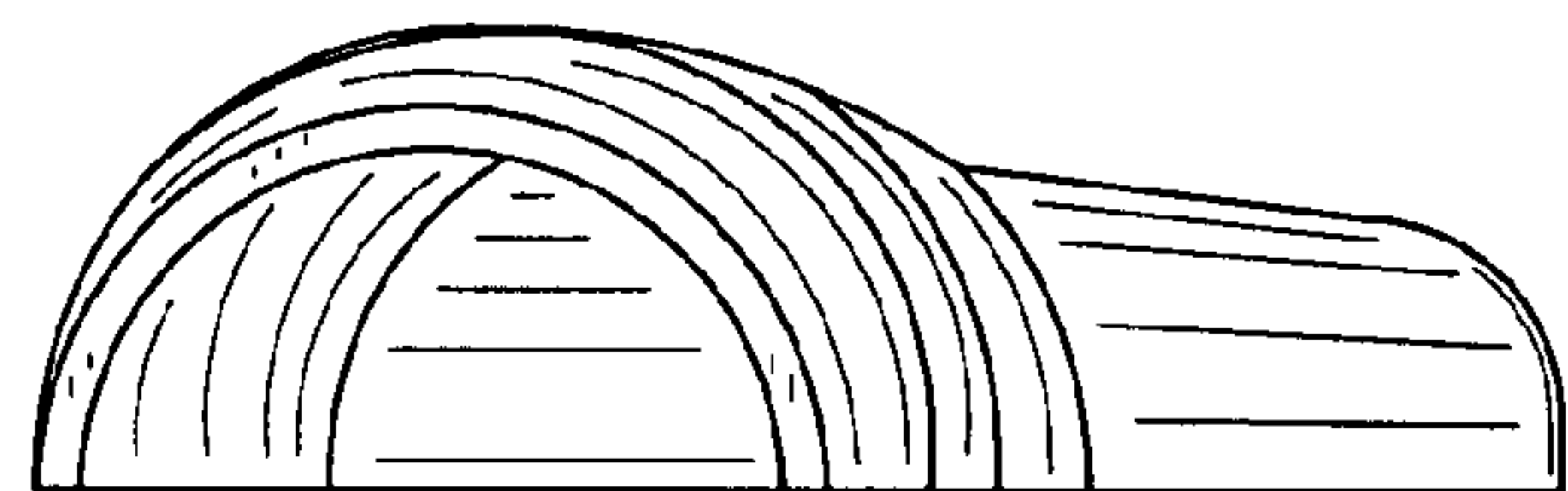


FIG. 6