



US00D604459S

(12) **United States Design Patent**
Keller

(10) **Patent No.:** **US D604,459 S**

(45) **Date of Patent:** **** Nov. 17, 2009**

(54) **CALLUS RASP**

(75) Inventor: **Bernhard S. Keller**, Burgdorf (CH)

(73) Assignee: **Simon Keller AG**, Burgdorf (CH)

(**) Term: **14 Years**

(21) Appl. No.: **29/331,814**

(22) Filed: **Feb. 2, 2009**

(30) **Foreign Application Priority Data**

Dec. 2, 2008 (WO) 469156101

(51) **LOC (9) Cl.** **28-03**

(52) **U.S. Cl.** **D28/59**

(58) **Field of Classification Search** 132/73-76.5;
D28/56-62; D24/147

See application file for complete search history.

(56) **References Cited**

U.S. PATENT DOCUMENTS

D284,118 S * 6/1986 Baumgartner D28/59

D364,226 S * 11/1995 Hartmann D28/59

D496,731 S * 9/2004 Park D28/59

D509,027 S * 8/2005 Di Bitonto et al. D28/59

D560,858 S * 1/2008 Park D28/59

D563,048 S * 2/2008 Kim D28/59

* cited by examiner

Primary Examiner—Jennifer Rivard

(74) *Attorney, Agent, or Firm*—Gifford, Krass, Sprinkle,
Anderson & Citkowski, P.C.

(57) **CLAIM**

The ornamental design for a callus rasp, as shown and described.

DESCRIPTION

FIG. 1 is a front perspective view of a rasp showing my design;

FIG. 2 is a front view of the rasp depicted in FIG. 1;

FIG. 3 is a rear view of the rasp depicted in FIG. 1;

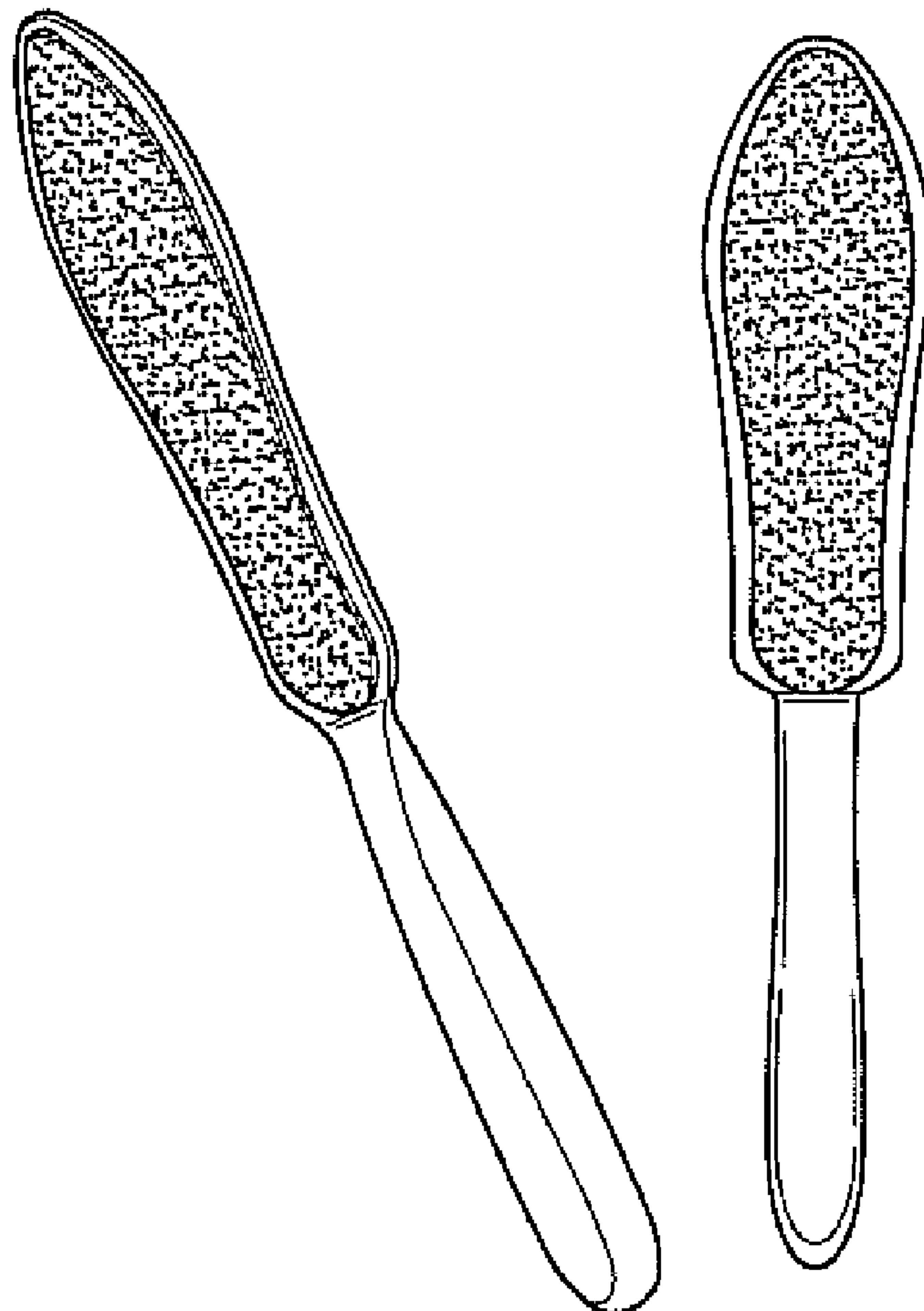
FIG. 4 is a right side view of the rasp depicted in FIG. 1;

FIG. 5 is a left side view of the rasp depicted in FIG. 1;

FIG. 6 is a bottom view of the rasp depicted in FIG. 1; and,

FIG. 7 is a top view of the rasp depicted in FIG. 1.

1 Claim, 1 Drawing Sheet



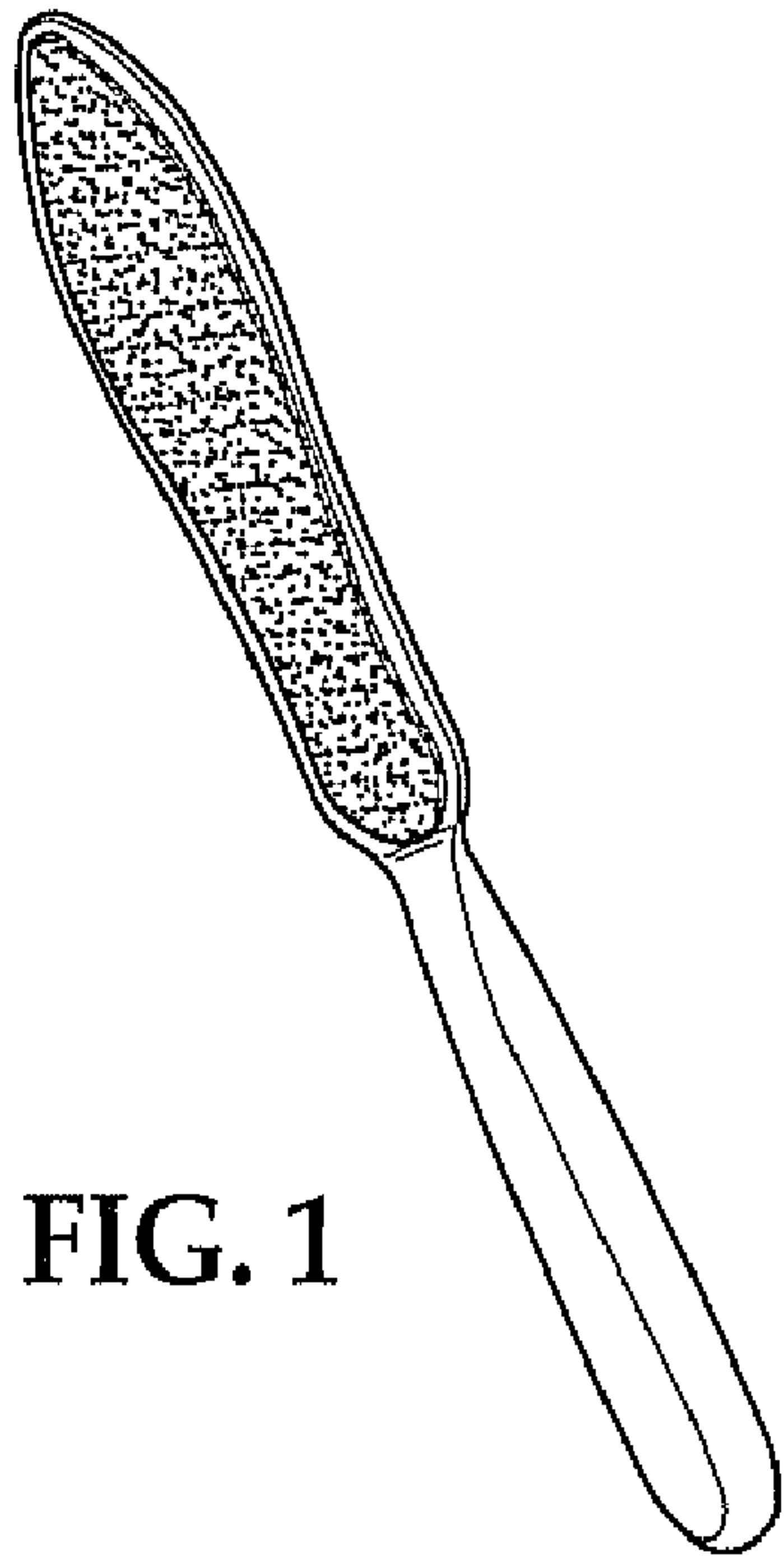


FIG. 1

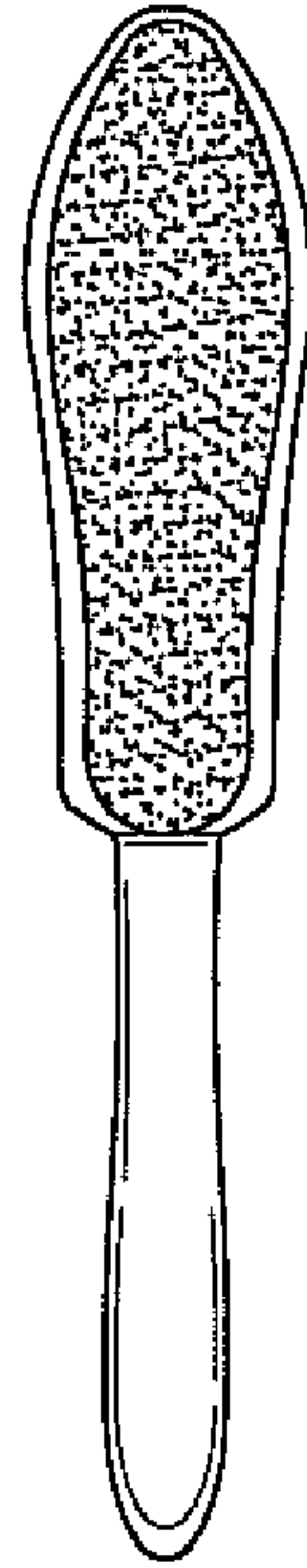


FIG. 2

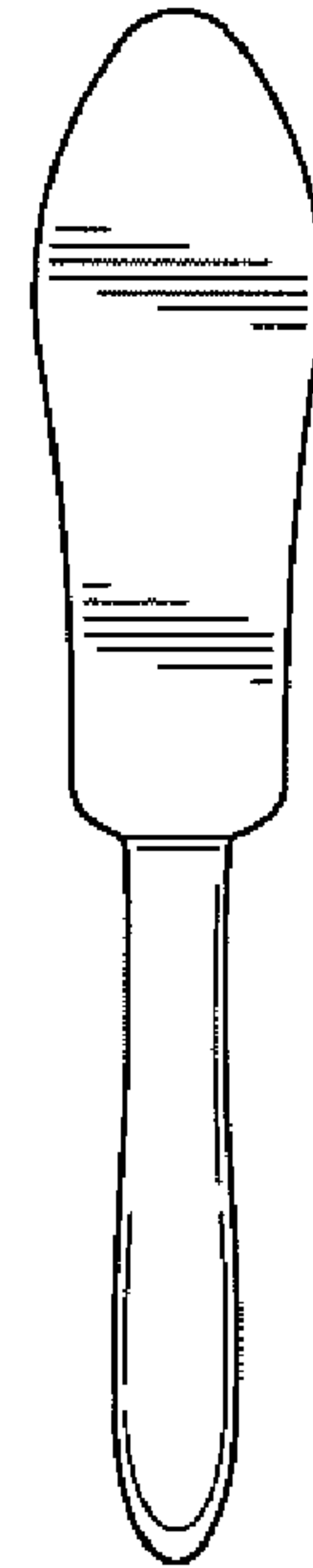


FIG. 3



FIG. 4



FIG. 5



FIG. 6



FIG. 7