



US00D604450S

(12) **United States Design Patent**
Blumer

(10) **Patent No.:** **US D604,450 S**

(45) **Date of Patent:** **** Nov. 17, 2009**

(54) **LIGHT REFLECTOR**

(76) **Inventor:** **Jacob M Blumer**, 114 Lacey St., Hot Springs, AR (US) 71913

(**) **Term:** **14 Years**

(21) **Appl. No.:** **29/330,164**

(22) **Filed:** **Dec. 30, 2008**

(51) **LOC (9) Cl.** **26-99**

(52) **U.S. Cl.** **D26/118**

(58) **Field of Classification Search** D26/128, D26/121, 142, 155, 138, 122, 154, 113, 120, D26/134, 118, 74, 88, 80, 87, 90, 60, 61, D26/65, 63, 28, 107, 110, 109, 108, 9, 10, D26/11, 13, 23, 24, 72, 86, 93, 96, 119, 141, D26/143, 148, 149, 152, 153; 362/517, 516, 362/350, 349, 348, 347, 346, 341, 297, 601, 362/606, 609, 612, 623, 566, 577, 34, 84, 362/121, 98, 217.02-217.1, 241, 237, 238, 362/296.01, 299, 300, 301, 302, 307, 308, 362/309, 323, 326, 330, 331, 335, 336, 337, 362/351, 370

See application file for complete search history.

(56) **References Cited**

U.S. PATENT DOCUMENTS

D190,922 S * 7/1961 Anthony D26/24

D270,577 S * 9/1983 DeVos et al. D26/118
D275,062 S * 8/1984 Sorko-Ram et al. D6/300
D276,659 S * 12/1984 Habro D26/118
4,545,001 A * 10/1985 English et al. 362/340
6,464,378 B1 * 10/2002 Reed et al. 362/320
2005/0254254 A1 * 11/2005 Moseler et al. 362/520

* cited by examiner

Primary Examiner—Cathron C Brooks

Assistant Examiner—Kevin K Rudzinski

(74) *Attorney, Agent, or Firm*—Joe D. Calhoun

(57) **CLAIM**

The ornamental design for a lamp reflector, as shown and described.

DESCRIPTION


FIG. 1 is a front elevation view of the light reflector showing my new design, the right, left and rear elevation views being identical thereof;

FIG. 2 is a top plan view thereof;

FIG. 3 is a bottom plan view thereof; and,

FIG. 4 is a perspective view thereof.

1 Claim, 4 Drawing Sheets



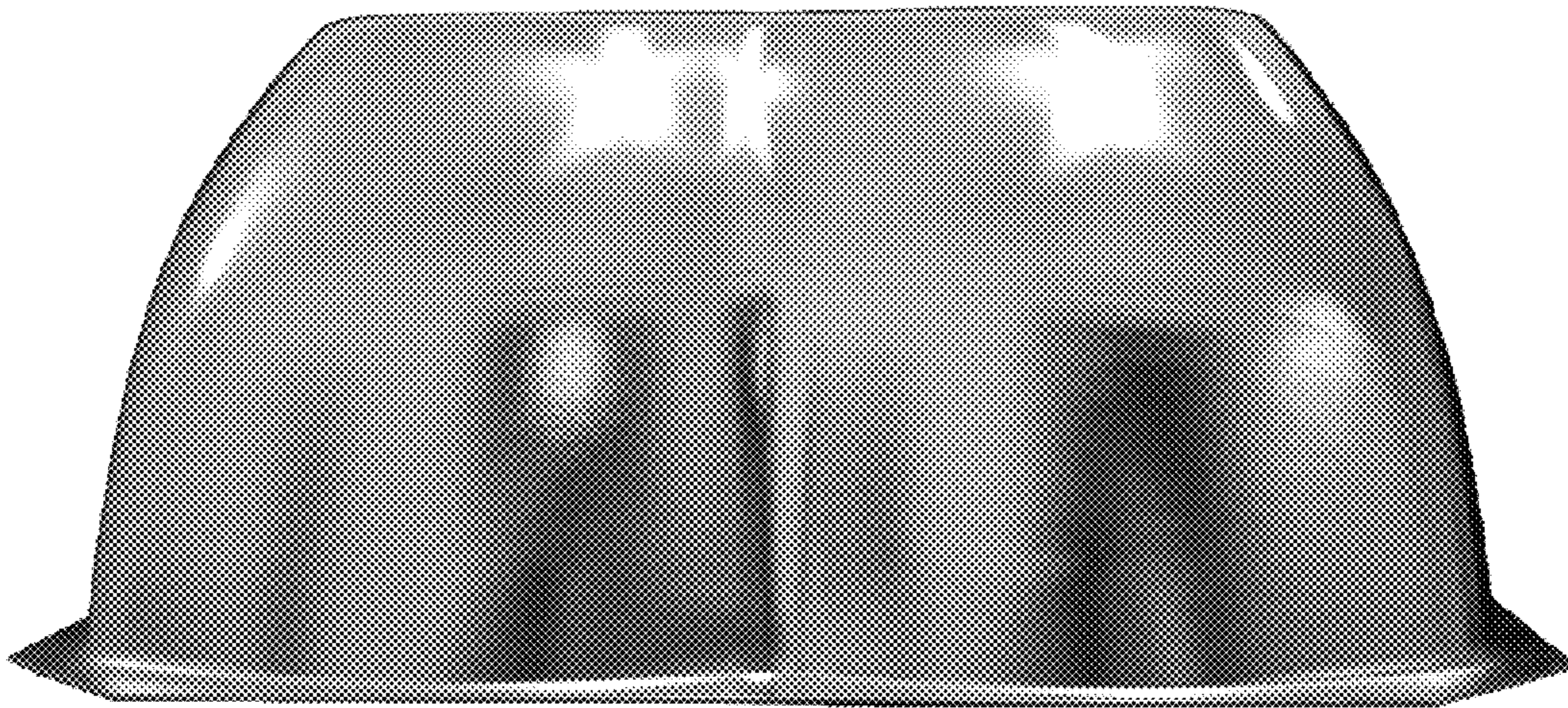


FIG.1




FIG. 2

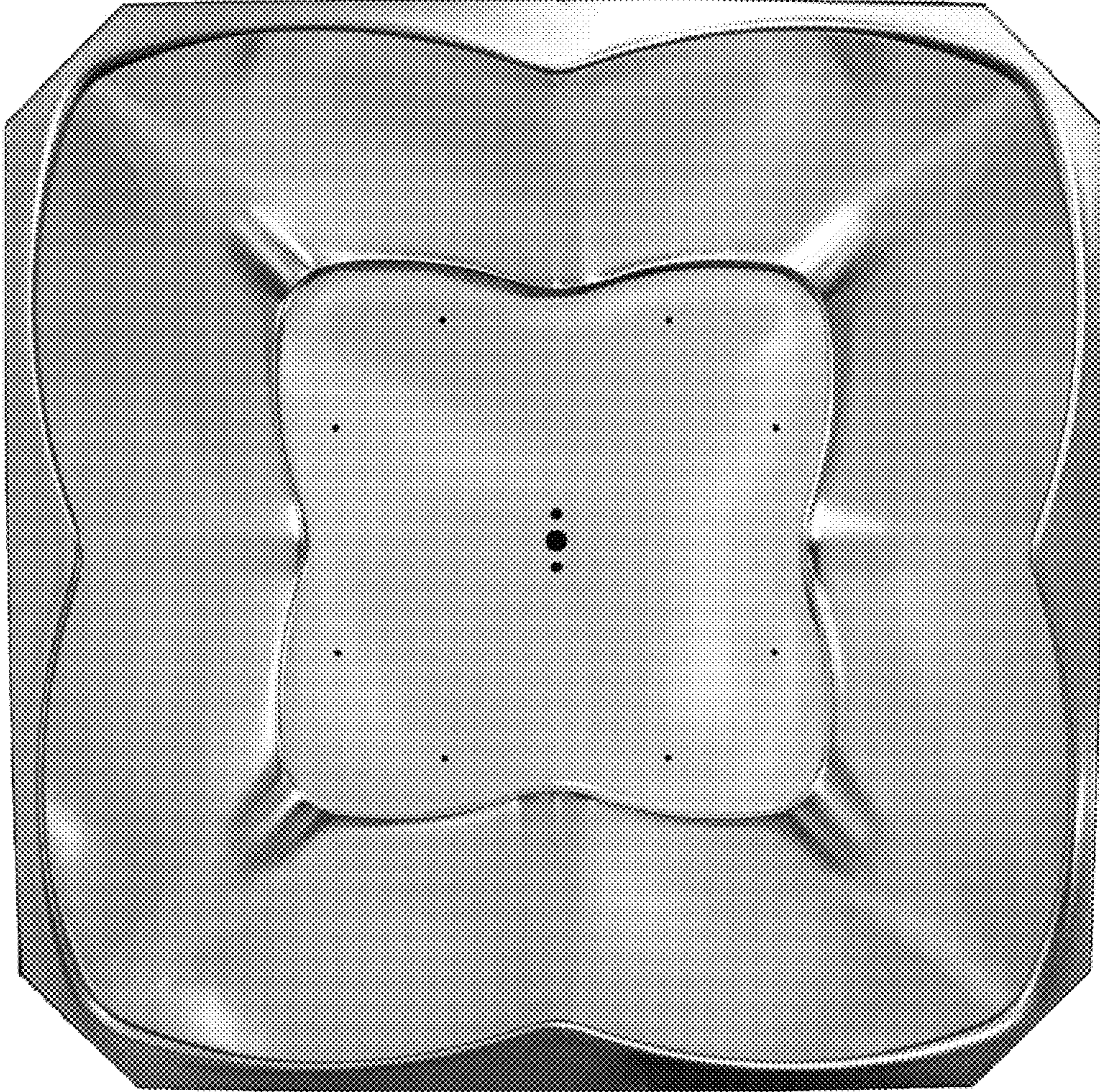


FIG. 3




FIG. 4