

US00D604448S

(12) **United States Design Patent**
Sabernig

(10) **Patent No.:** **US D604,448 S**
(45) **Date of Patent:** **** Nov. 17, 2009**

(54) **LIGHT FIXTURE**

(75) Inventor: **Robert Sabernig**, Munster (AT)

(73) Assignee: **EGLO Leuchten GmbH**, Innsbruck (AT)

(**) Term: **14 Years**

(21) Appl. No.: **29/333,389**

(22) Filed: **Mar. 9, 2009**

(51) **LOC (9) Cl.** **26-03**

(52) **U.S. Cl.** **D26/89**

(58) **Field of Classification Search** D26/80–91,
D26/128–137; 362/147, 317, 351, 404–408
See application file for complete search history.

(56) **References Cited**

U.S. PATENT DOCUMENTS

D72,155 S * 3/1927 Kaden D26/89
D80,849 S * 4/1930 Miller D26/128
3,479,501 A * 11/1969 Pisciotta et al. 362/355
D431,669 S * 10/2000 Milicia D26/128
D469,567 S * 1/2003 Palmari D26/152
D575,444 S * 8/2008 Lissoni D26/137

OTHER PUBLICATIONS

All Mosaic Glass shown on p. 305 of the E.L.K. Lighting Catalog
2900. © 2009.*

PABO pendant lamp shown on p. 336 of the IKEA 2007 catalog.
Received Jul. 2006.*

ET2 Lighting; Two-Light Table Lamp; Model No. E22502; printed
from www.modernlightinguniverse.com on Dec. 18, 2008.

* cited by examiner

Primary Examiner—Clare E Heflin

(74) *Attorney, Agent, or Firm*—Baker & McKenzie LLP

(57) **CLAIM**

The ornamental design for a light fixture, as shown and
described.

DESCRIPTION


FIG. 1 is a front plan view of the light fixture in accordance
with my design, the opposite side being a mirror image of that
shown;

FIG. 2 is a side elevation view of the light fixture in accor-
dance with my design, the opposite side being a mirror image
of that shown;

FIG. 3 is a bottom plan view of the light fixture in accordance
with my design; and,

FIG. 4 is a perspective view of the light fixture in accordance
with my design.

1 Claim, 1 Drawing Sheet






Fig.1




Fig.2

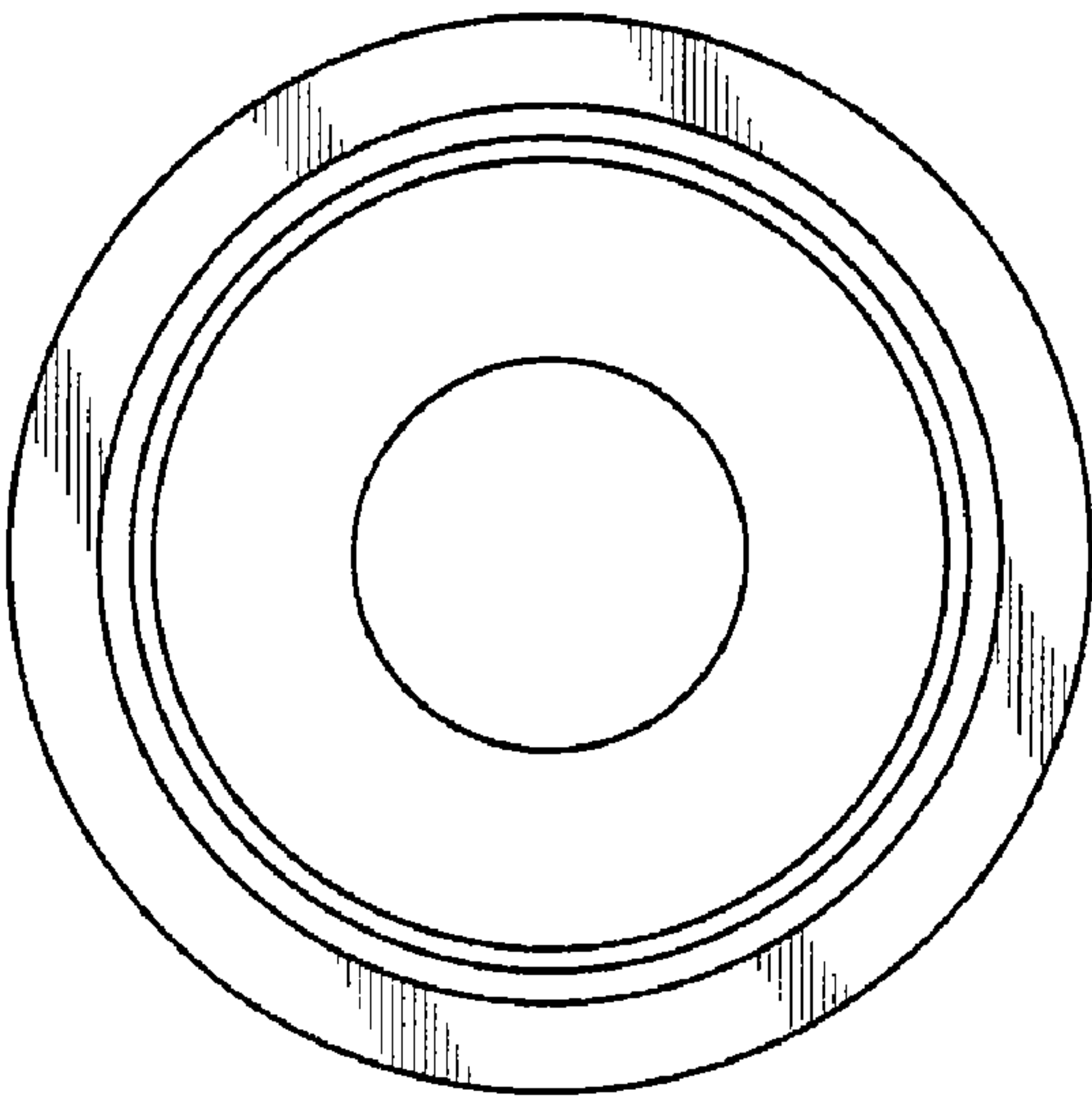


Fig.3




Fig.4