



US00D604435S

(12) **United States Design Patent**
Kingston et al.

(10) **Patent No.:** **US D604,435 S**

(45) **Date of Patent:** **** Nov. 17, 2009**

(54) **LIGHTING DEVICE**

(75) Inventors: **Ronald J. Kingston**, Syracuse, NY
(US); **Donwoong Kang**, Camillus, NY
(US); **Scott W. Osiecki**, Skaneateles, NY
(US)

(73) Assignee: **Eveready Battery Co., Inc.**, St. Louis,
MO (US)

(**) Term: **14 Years**

(21) Appl. No.: **29/301,163**

(22) Filed: **Feb. 14, 2008**

(51) **LOC (9) Cl.** **26-03**

(52) **U.S. Cl.** **D26/37**

(58) **Field of Classification Search** D26/24,
D26/26, 37, 42, 49; 362/572, 474, 486, 538,
362/546, 109, 157, 171, 178, 189, 200, 202,
362/217.1, 641, 362, 458, 800

See application file for complete search history.

(56) **References Cited**

U.S. PATENT DOCUMENTS

D311,067 S *	10/1990	Chabria	D26/46
D328,357 S *	7/1992	Schneider	D26/46
D343,469 S *	1/1994	Yuen	D26/46
D434,863 S *	12/2000	Boessel	D26/26
D477,432 S *	7/2003	Parsons	D26/37
D491,305 S *	6/2004	Copeland	D26/49

D527,129 S *	8/2006	Hodgson	D26/42
7,150,540 B2 *	12/2006	Kovacik et al.	362/800
D539,456 S *	3/2007	Sassoon et al.	D26/37

* cited by examiner

Primary Examiner—Brian N Vinson

(74) *Attorney, Agent, or Firm*—Gregory J. Adams

(57) **CLAIM**

We claim the ornamental design for a lighting device, as shown and described.

DESCRIPTION

FIG. 1 is a top, front, and right side perspective view of a lighting device showing our new design;

FIG. 2 is a right side elevational view thereof;

FIG. 3 is a front elevational view thereof;

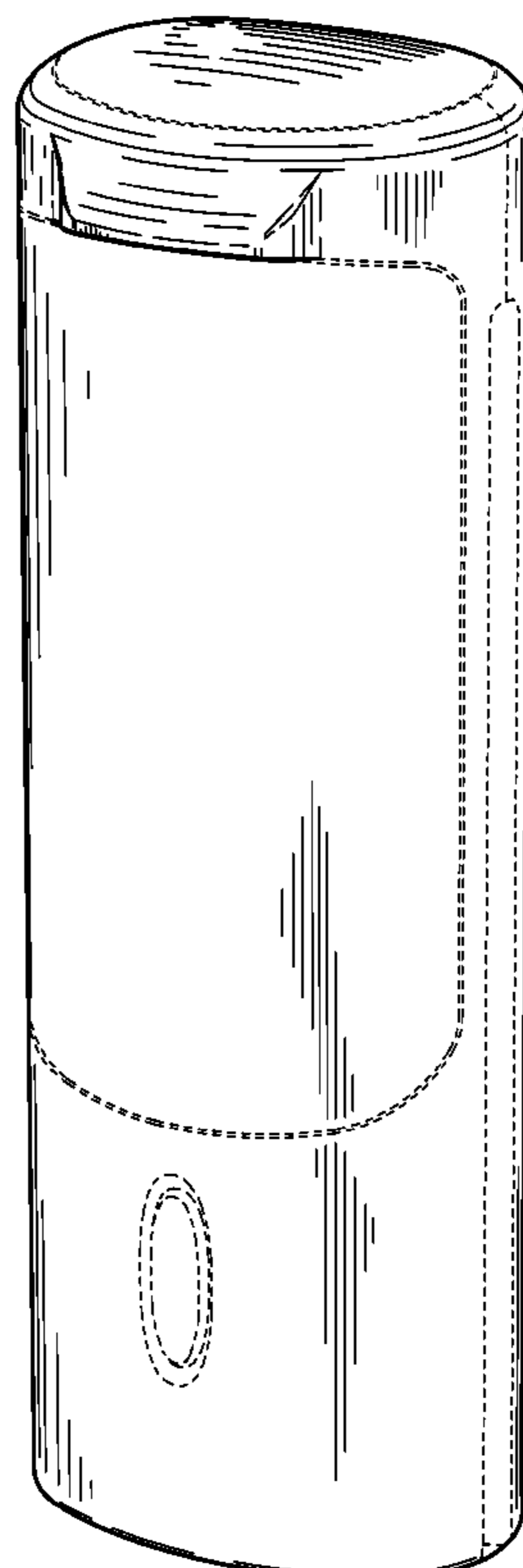
FIG. 4 is a rear elevational view thereof;

FIG. 5 is a top plan view thereof; and,

FIG. 6 is a bottom plan view thereof.

The broken line disclosure of elements within areas provided with surface shading are understood to represent unclaimed portions of the article in which the design is embodied, and broken lines between claimed areas which are provided with surface shading and unclaimed areas which are not provided with surface shading are understood to represent an unclaimed boundary between claimed and unclaimed areas.

1 Claim, 3 Drawing Sheets






Fig. 1

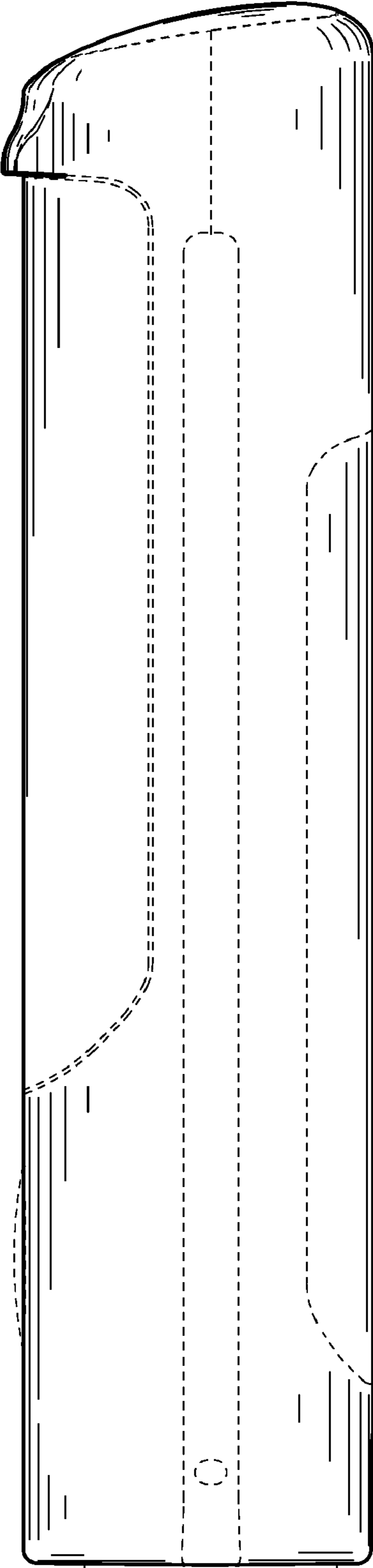


Fig. 2

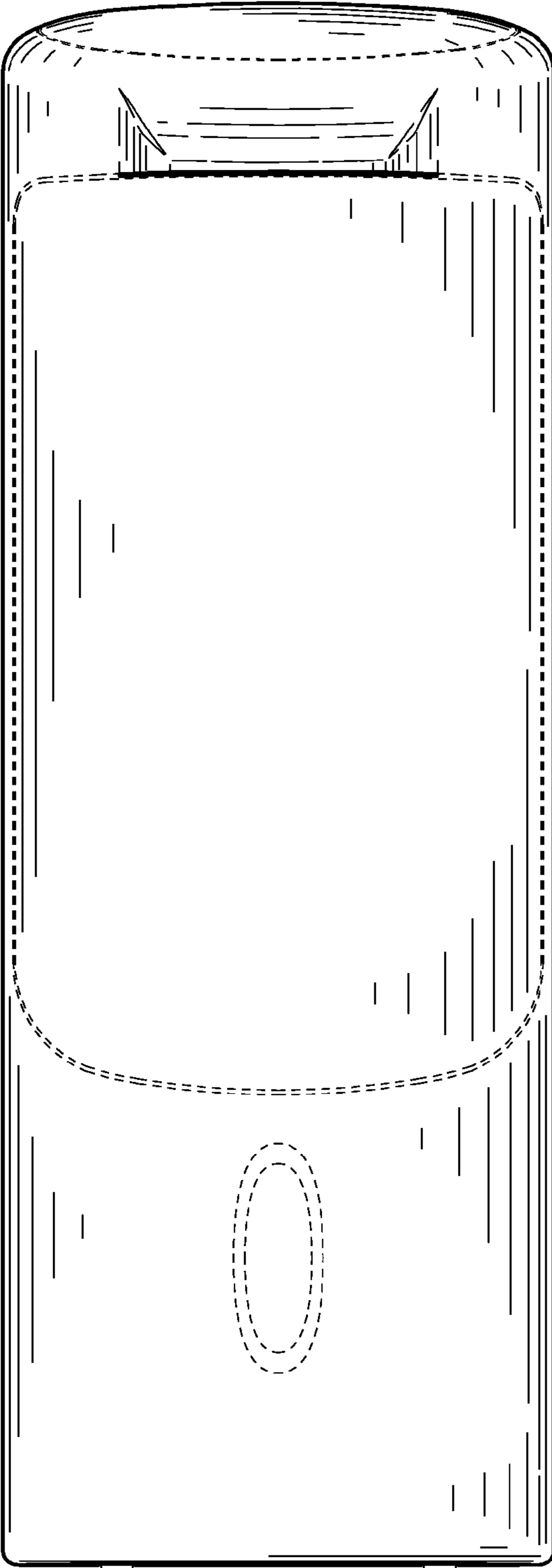


Fig. 3




Fig. 4

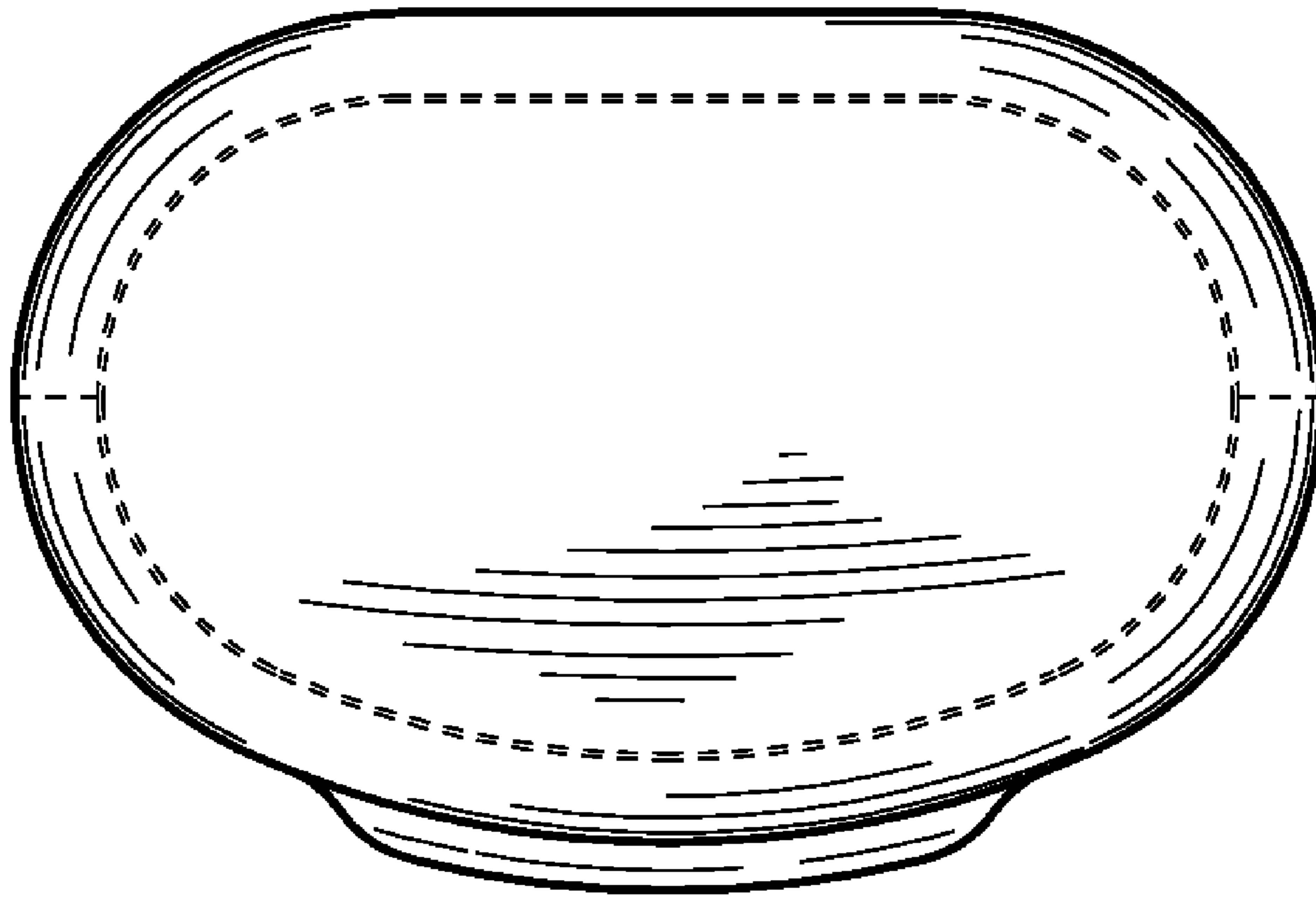


Fig. 5

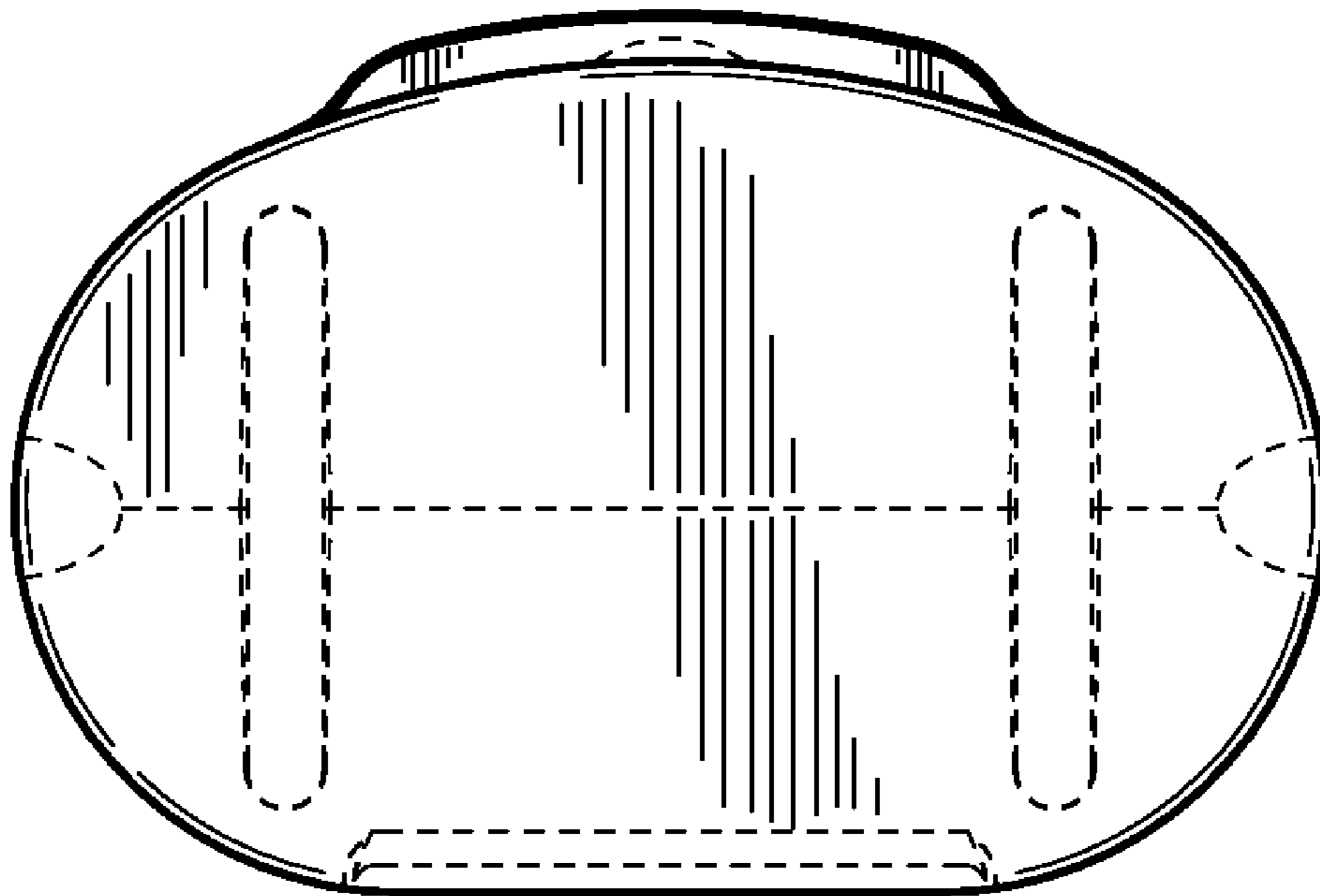


Fig. 6