



US00D604411S

(12) **United States Design Patent**  
**Gomez**

(10) **Patent No.:** **US D604,411 S**

(45) **Date of Patent:** **\*\* Nov. 17, 2009**

(54) **INTRAVENOUS CATHETER BODY**

(76) Inventor: **Roy C. Gomez**, 281 Linwood Dr.,  
Richlands, VA (US) 24641

(\*\*) Term: **14 Years**

(21) Appl. No.: **29/327,516**

(22) Filed: **Nov. 7, 2008**

(51) **LOC (9) Cl.** ..... **24-02**

(52) **U.S. Cl.** ..... **D24/130**

(58) **Field of Classification Search** ..... D24/112-130;  
604/164, 177, 160, 166, 167, 162, 168, 165,  
604/100, 198

See application file for complete search history.

(56) **References Cited**

**U.S. PATENT DOCUMENTS**

D217,795	S *	6/1970	Spaven	.....	D24/129
3,782,383	A *	1/1974	Thompson et al.	.....	604/177
D258,387	S *	2/1981	De Frank	.....	D24/128
D315,822	S *	3/1991	Ryan	.....	D24/128
D433,503	S *	11/2000	Powers et al.	.....	D24/112
6,527,747	B2 *	3/2003	Adams et al.	.....	604/162
6,629,956	B1 *	10/2003	Polidoro et al.	.....	604/164.01
2006/0184129	A1 *	8/2006	Bierman	.....	604/180

\* cited by examiner

*Primary Examiner*—T. Chase Nelson

*Assistant Examiner*—Eric L Goodman

(74) *Attorney, Agent, or Firm*—Thompson Hine LLP

(57) **CLAIM**

The ornamental design for an intravenous catheter body, as shown and described.

**DESCRIPTION**

FIG. 1 is a top view of the intravenous catheter body of the present invention;

FIG. 2 is a bottom view of the intravenous catheter body of FIG. 1;

FIG. 3 is a first side view of the intravenous catheter body of FIG. 1;

FIG. 4 is a second side view of the intravenous catheter body of FIG. 1;

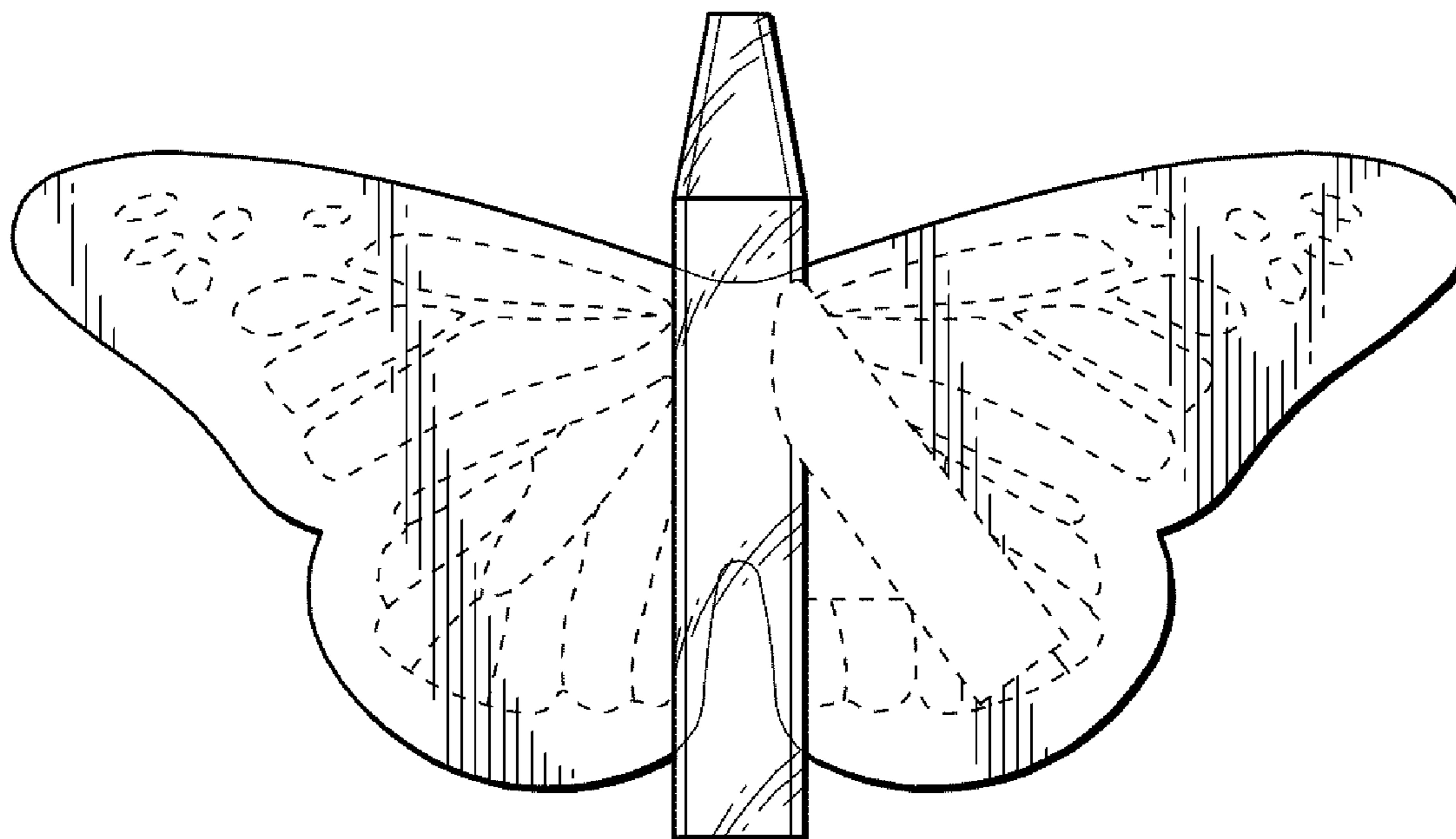
FIG. 5 is a front end view of the intravenous catheter body of FIG. 1;

FIG. 6 is a back end view of the intravenous catheter body of FIG. 1; and,

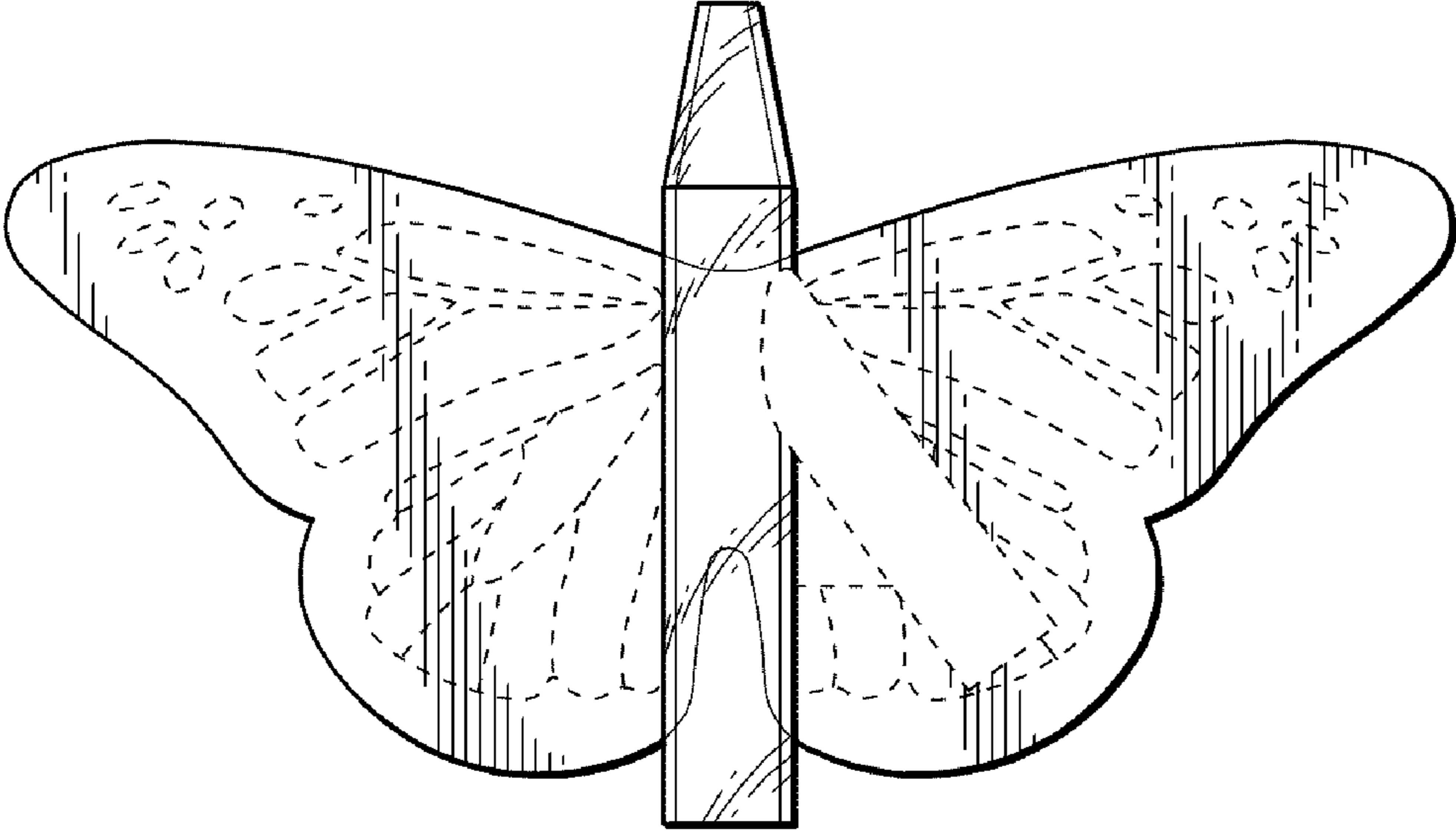
FIG. 7 is a front perspective view of the intravenous catheter body of FIG. 1.

The broken line showing of the tubing and pattern on the winged portions is included for the purpose of illustrating portions of the article that form no part of the claimed design.

**1 Claim, 3 Drawing Sheets**



**FIG. 1**



**FIG. 2**

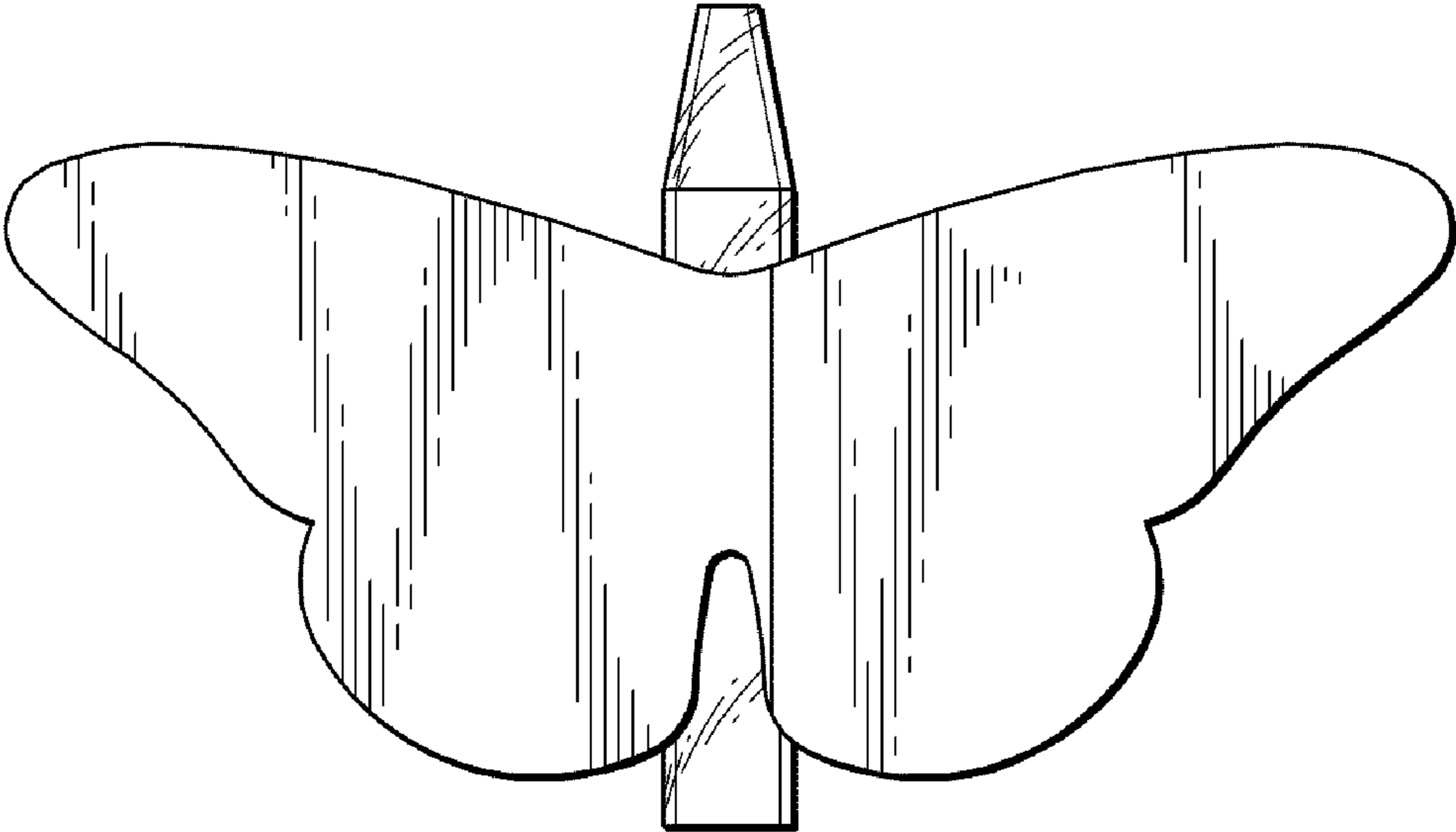


FIG. 3

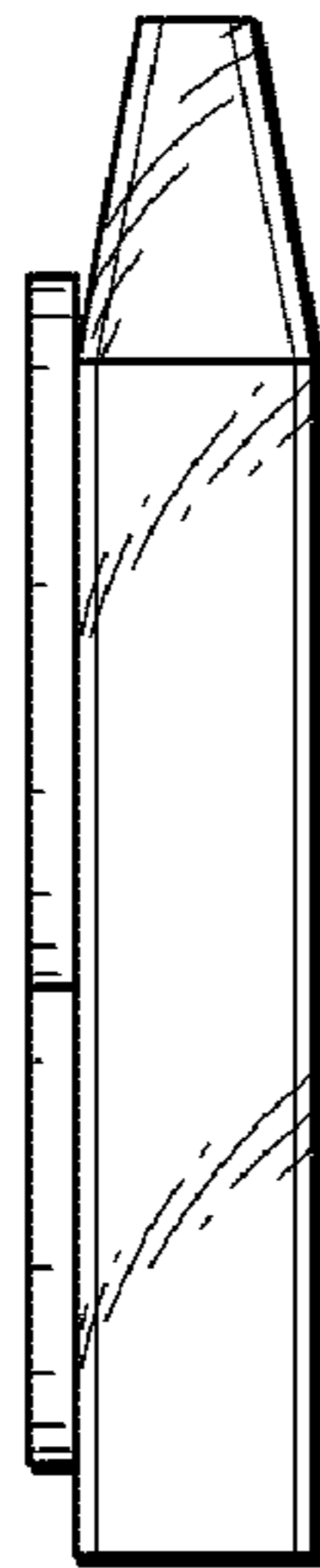


FIG. 4

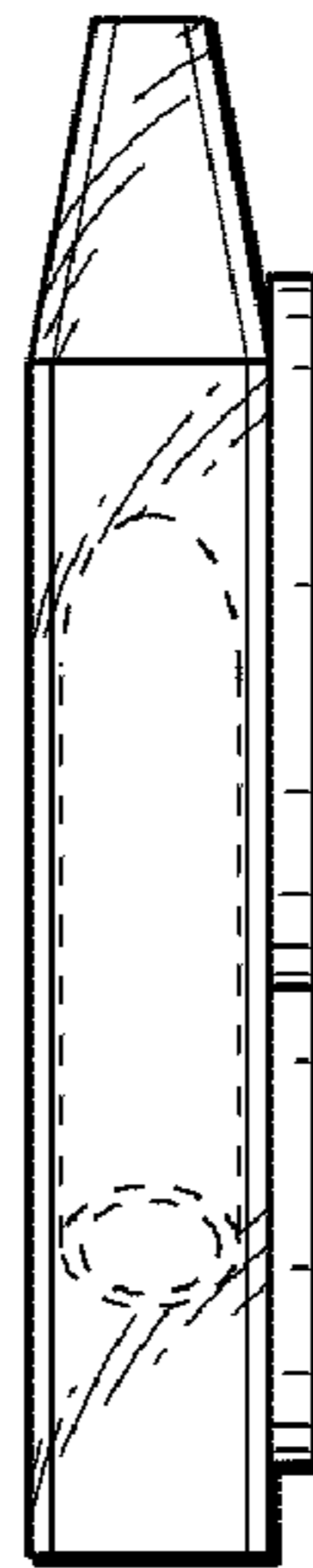


FIG. 5

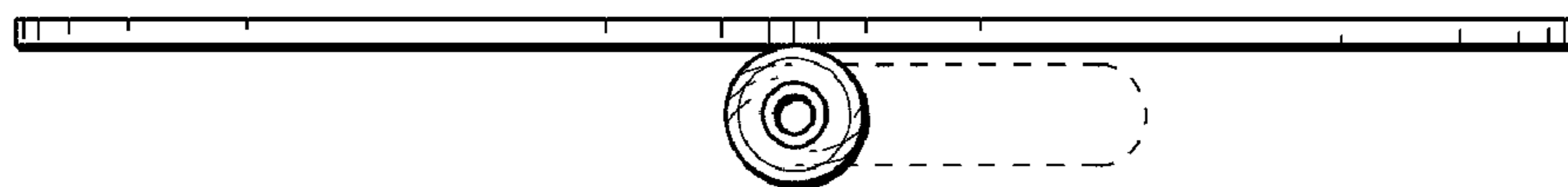


FIG. 6



**FIG. 7**

