



US00D604386S

(12) **United States Design Patent**  
**Campbell**

(10) **Patent No.:** **US D604,386 S**  
(45) **Date of Patent:** **\*\* Nov. 17, 2009**

(54) **SPRAYER TANK**

D570,447 S 6/2008 Hillhouse  
D582,000 S \* 12/2008 Campbell ..... D23/202

(75) Inventor: **James W. Campbell**, Akron, NY (US)

FOREIGN PATENT DOCUMENTS

(73) Assignee: **Chapin Manufacturing, Inc.**, Batavia, NY (US)

CA 122656 6/2008  
CA 122657 6/2008  
EP 1 297 896 A2 4/2003

(\*\*) Term: **14 Years**

OTHER PUBLICATIONS

(21) Appl. No.: **29/313,420**

U.S. Appl. No. 29/293,513, filed Nov. 28, 2007.  
U.S. Trademark Registration No. 2,596,935.  
U.S. Trademark Registration No. 2,587,356.  
U.S. Trademark Registration No. 3,311,675.  
Solo, Online Troubleshooting/Resource Center, Website page at <http://tess2.uspto.gov/bin/showfield?f=doc&state=bbov69.2.1>, printed Jan. 17, 2006.

(22) Filed: **Jan. 5, 2009**

(51) **LOC (9) Cl.** ..... **23-01**

(52) **U.S. Cl.** ..... **D23/202; D23/225**

(58) **Field of Classification Search** ..... D23/202-206,  
D23/225; 220/565, 567.1, 586-587; 239/142,  
239/154, 333

See application file for complete search history.

\* cited by examiner

*Primary Examiner*—Robin V Webster  
(74) *Attorney, Agent, or Firm*—Kenneth J. Lukacher; Martin Lukacher

(56) **References Cited**

U.S. PATENT DOCUMENTS

D190,773 S 6/1961 Koch  
D229,612 S \* 12/1973 German ..... D12/218  
4,690,331 A 9/1987 Luchsinger  
D295,442 S \* 4/1988 Witte ..... D23/225  
4,798,333 A 1/1989 Luchsinger  
D337,368 S 7/1993 Berfield et al.  
5,335,853 A \* 8/1994 Wirz ..... 239/142  
5,636,791 A \* 6/1997 Leer ..... 239/142  
5,752,661 A \* 5/1998 Lewis ..... 239/153  
D406,313 S 3/1999 Prosper et al.  
6,412,707 B1 \* 7/2002 Wirz ..... 239/154  
6,729,558 B1 \* 5/2004 Seenauth ..... 239/152  
6,769,628 B1 \* 8/2004 Vaage et al. .... 239/152  
D527,789 S 9/2006 Thompson et al.  
7,104,468 B2 9/2006 Stengel  
7,134,612 B2 11/2006 Bertucci et al.  
7,175,104 B2 \* 2/2007 Allen, IV ..... 239/71  
D547,416 S \* 7/2007 Hillhouse ..... D23/202  
D567,897 S 4/2008 Hillhouse

(57) **CLAIM**

The ornamental design for a sprayer tank, as shown and described.

**DESCRIPTION**

FIG. 1 is a perspective view looking downwardly towards the top and from the left of a sprayer tank in accordance with my design;

FIG. 2 is a front elevational view thereof;

FIG. 3 is an elevational view from the right side thereof;

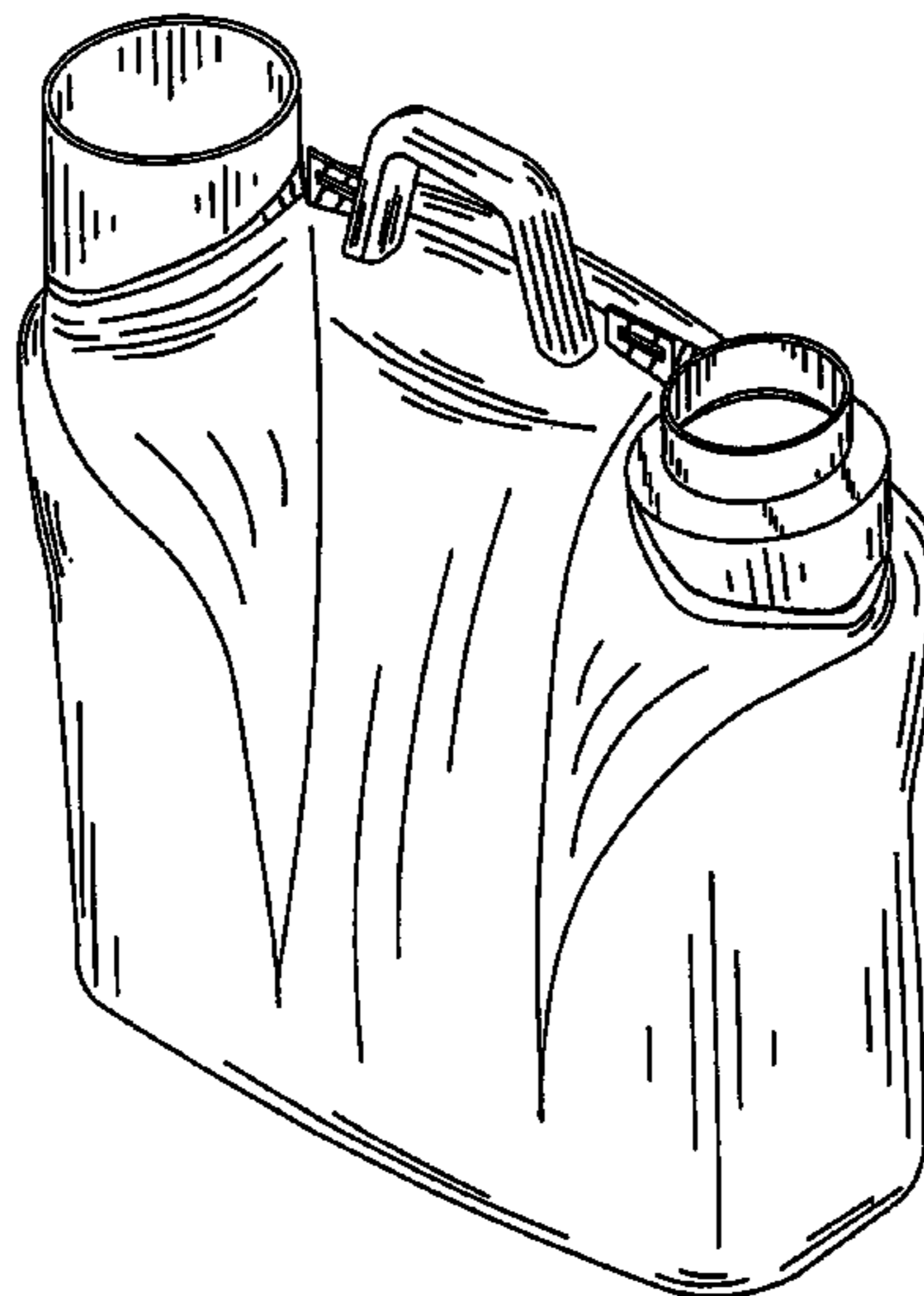
FIG. 4 is an elevational view from the left side thereof;

FIG. 5 is a top, plan view thereof;

FIG. 6 is a bottom view thereof; and,

FIG. 7 is a rear elevational view thereof.

**1 Claim, 7 Drawing Sheets**






FIG. 1

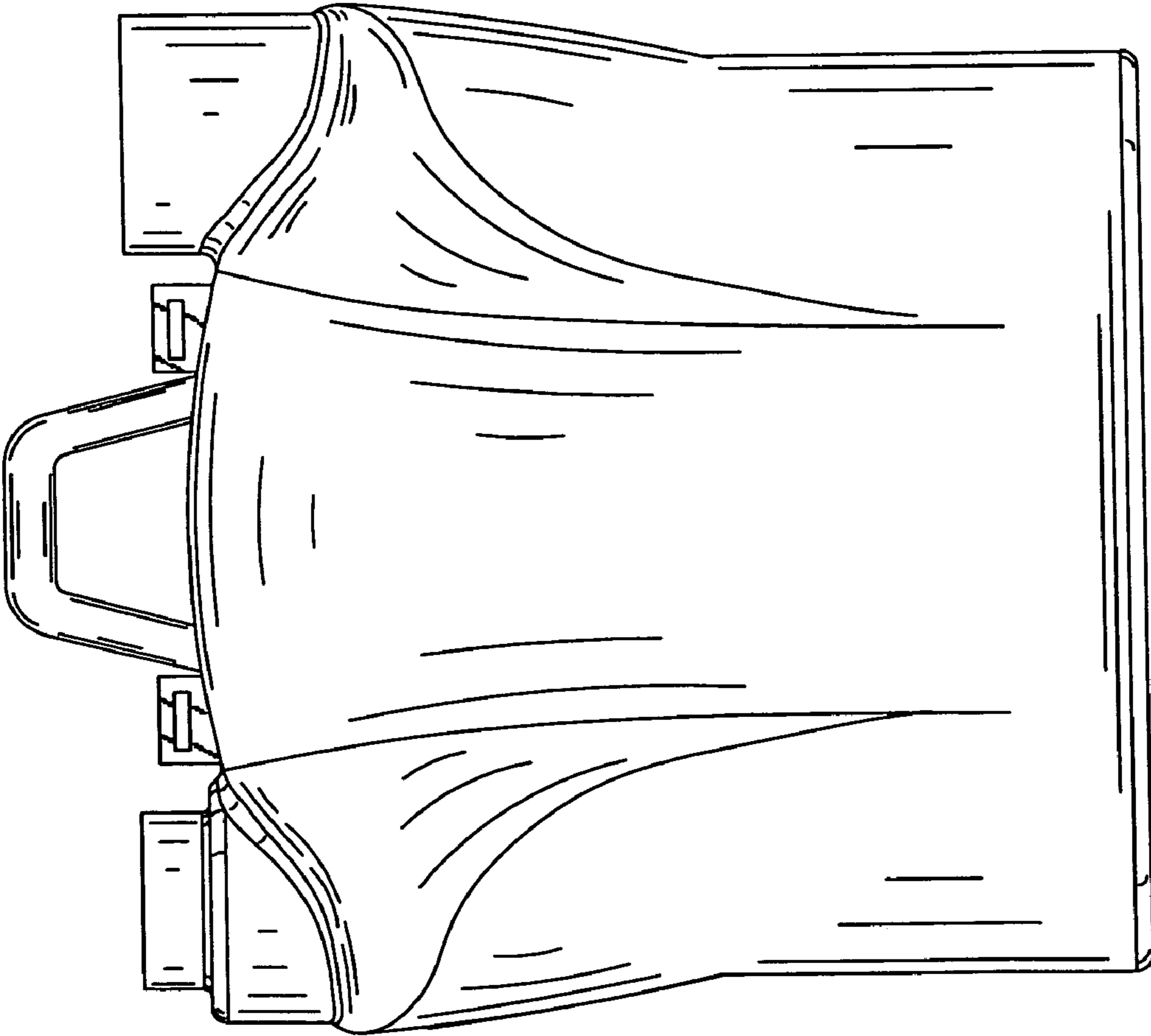


FIG. 2




FIG. 3

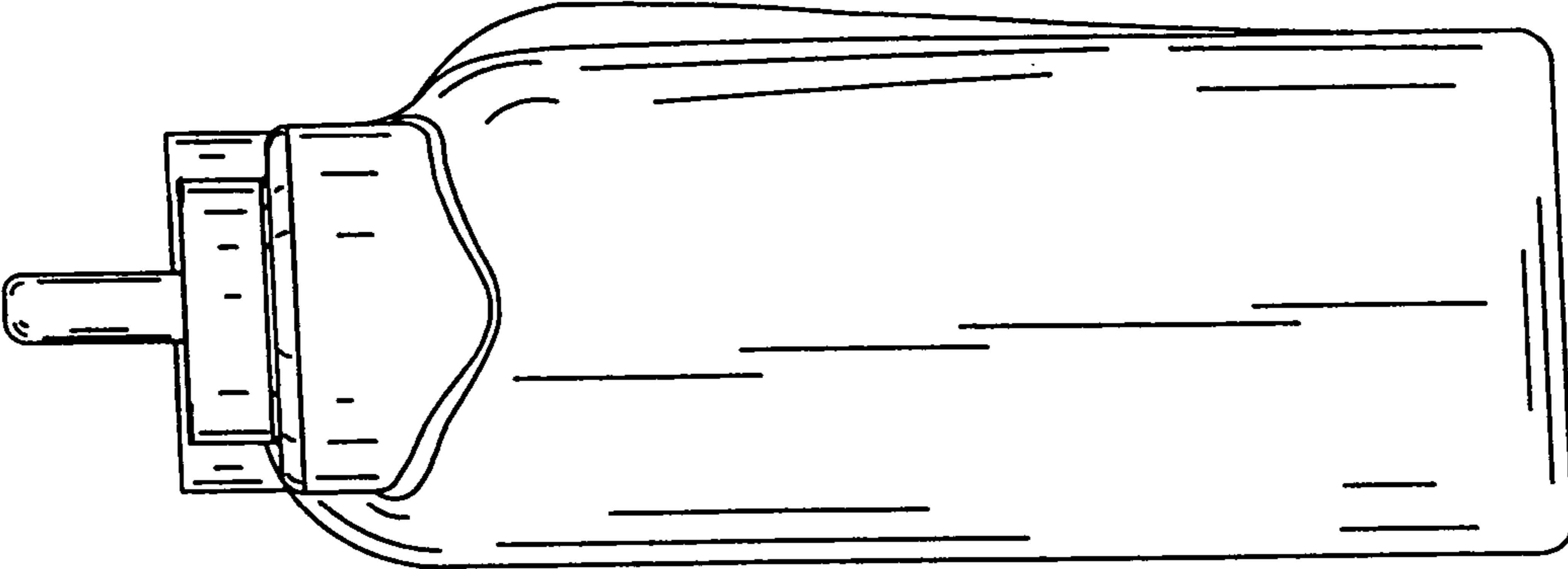


FIG. 4

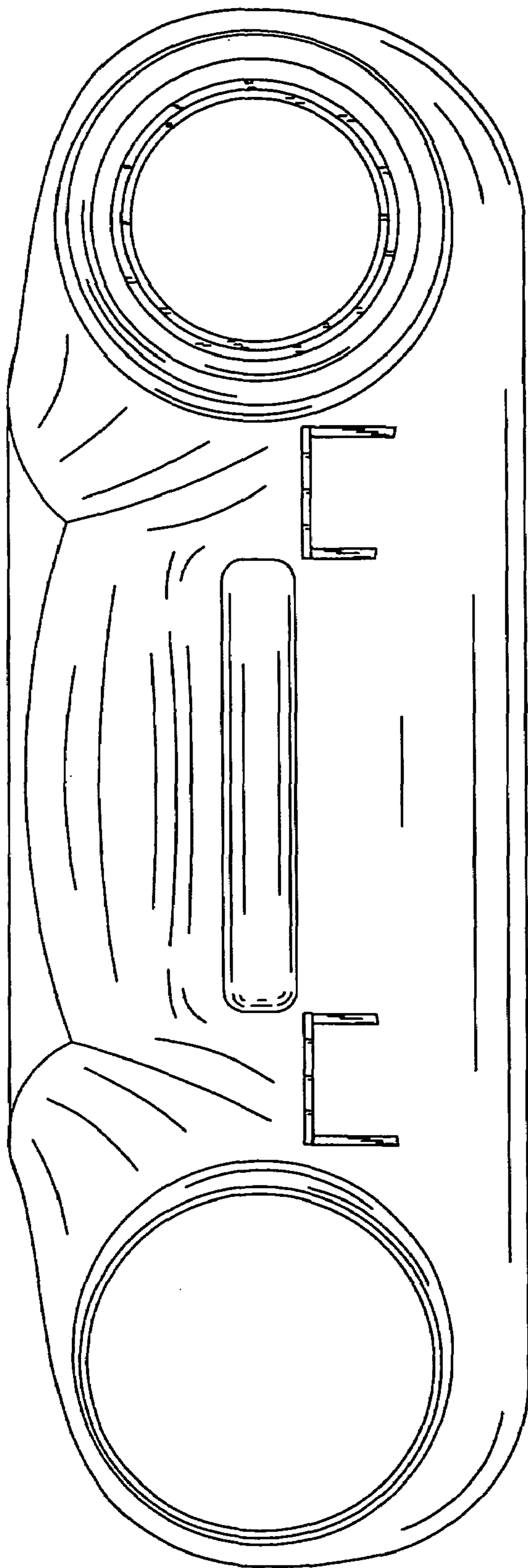


FIG. 5

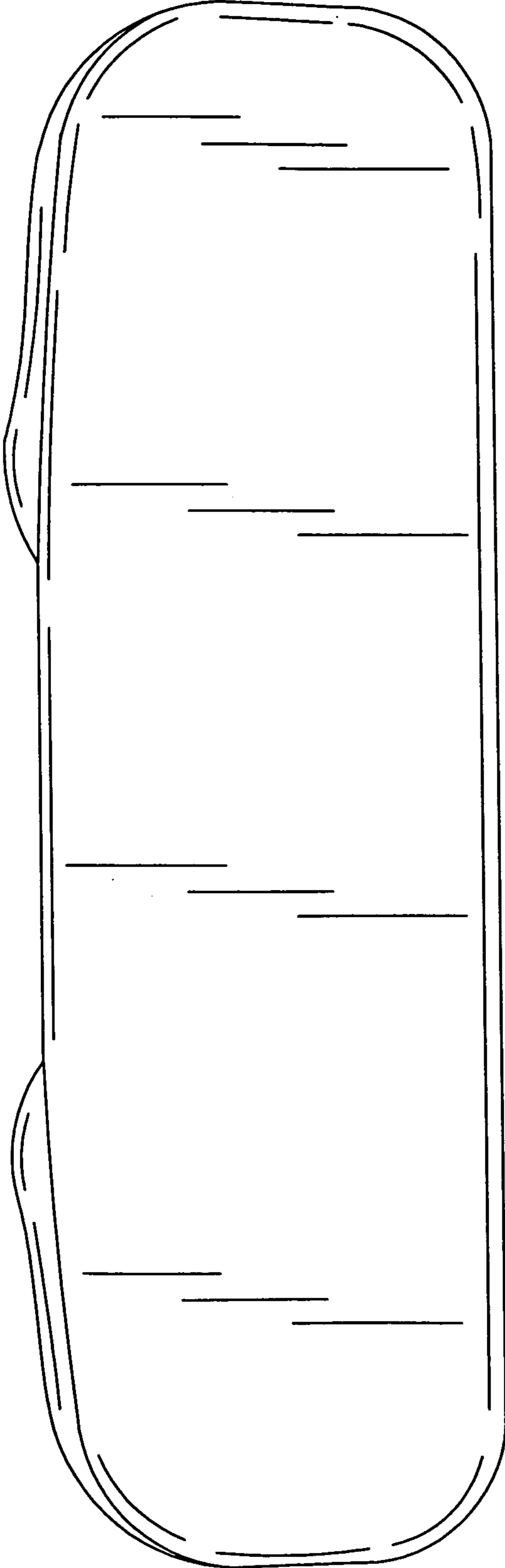


FIG. 6

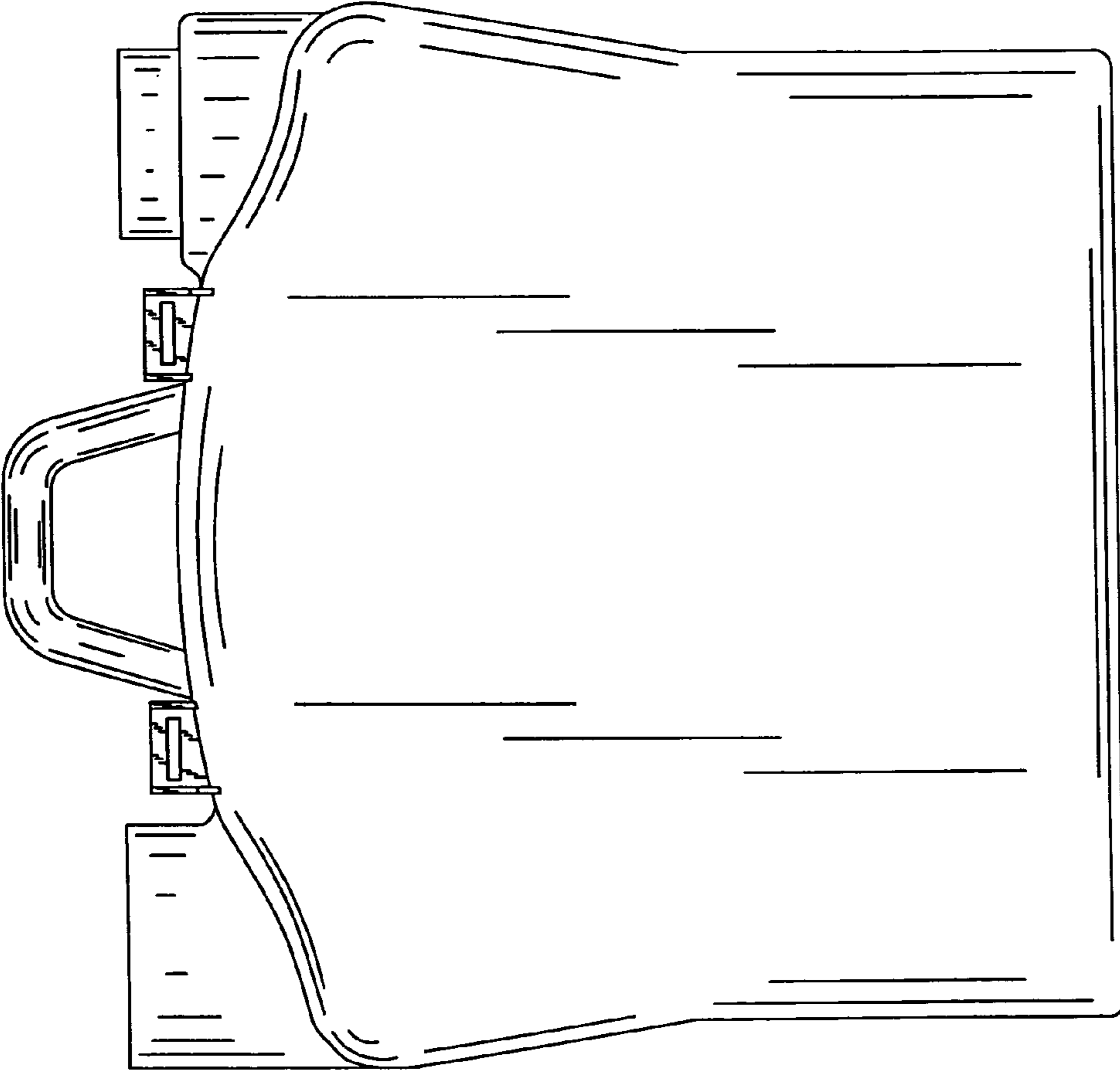


FIG. 7