



US00D604382S

(12) **United States Design Patent**
Swan

(10) **Patent No.:** **US D604,382 S**
(45) **Date of Patent:** **** Nov. 17, 2009**

(54) **QUICK DETACH LEVER ASSEMBLY**

(76) Inventor: **Richard E. Swan**, 171 West St., E.
Bridgewater, MA (US) 02333

(**) Term: **14 Years**

(21) Appl. No.: **29/336,145**

(22) Filed: **Apr. 29, 2009**

(51) **LOC (9) Cl.** **22-01**

(52) **U.S. Cl.** **D22/108**

(58) **Field of Classification Search** D22/100,
D22/108, 199; D8/1, 8, 308, 380, 381; D6/417,
D6/552; 42/94; 89/37.04; 211/64, 89; 248/872,
248/156, 530

See application file for complete search history.

(56) **References Cited**

U.S. PATENT DOCUMENTS

1,428,655	A	9/1922	Noske	
2,161,051	A	6/1939	Humeston	
D200,799	S *	4/1965	Dickman	D8/385
D209,901	S *	1/1968	Fredrickson	D8/308
3,877,166	A	4/1975	Ward	
D265,580	S *	7/1982	Paul	D23/242
4,820,096	A *	4/1989	Knight	411/169
4,845,871	A	7/1989	Swan	
4,860,480	A	8/1989	Ruger	
4,905,396	A	3/1990	Bechtel	
4,921,188	A *	5/1990	Smith	242/233
5,155,915	A	10/1992	Repa	
5,276,988	A	1/1994	Swan	
D356,944	S *	4/1995	Spaulding	D8/398
5,606,818	A	3/1997	Hardee	
5,669,173	A	9/1997	Rodney, Jr.	
5,680,725	A	10/1997	Bell	
D385,768	S *	11/1997	Nutter et al.	D8/308
D405,344	S *	2/1999	Peabody	D8/321
6,295,754	B1	10/2001	Ottelman et al.	
6,442,883	B1	9/2002	Waterman et al.	
6,449,893	B2	9/2002	Spinner	
6,490,822	B1	12/2002	Swan	
6,513,276	B2	2/2003	Mendoza-Orozco	
6,598,333	B1	7/2003	Randazzo et al.	

6,922,934	B1	8/2005	Huan	
6,931,778	B1	8/2005	Nelson et al.	
D524,140	S *	7/2006	Kirar	D8/308
7,272,904	B2	9/2007	Larue	
2004/0148842	A1	8/2004	Aalto et al.	
2006/0123686	A1	6/2006	Larue	
2006/0207156	A1	9/2006	Larue	
2008/0134559	A1 *	6/2008	Swan	42/90
2008/0155876	A1	7/2008	Matthews et al.	
2008/0168696	A1	7/2008	Orne et al.	
2008/0178511	A1	7/2008	Storch et al.	

OTHER PUBLICATIONS

TM 9-4931-710-14&P, Technical Manual, Operator, Organizational, Direct Support and General Support Maintenance Manual, Headquarters, Department of the Army. Aug. 1986.

* cited by examiner

Primary Examiner—T. Chase Nelson

Assistant Examiner—Michael A Pratt

(74) *Attorney, Agent, or Firm*—Barlow, Josephs & Holmes, Ltd.

(57) **CLAIM**

The ornamental design for a quick detach lever assembly, as shown and described.

DESCRIPTION

FIG. 1 is a perspective view of the quick detach lever assembly in accordance with the present invention;

FIG. 2 is a front view thereof;

FIG. 3 is a rear view thereof;

FIG. 4 is a top view thereof;

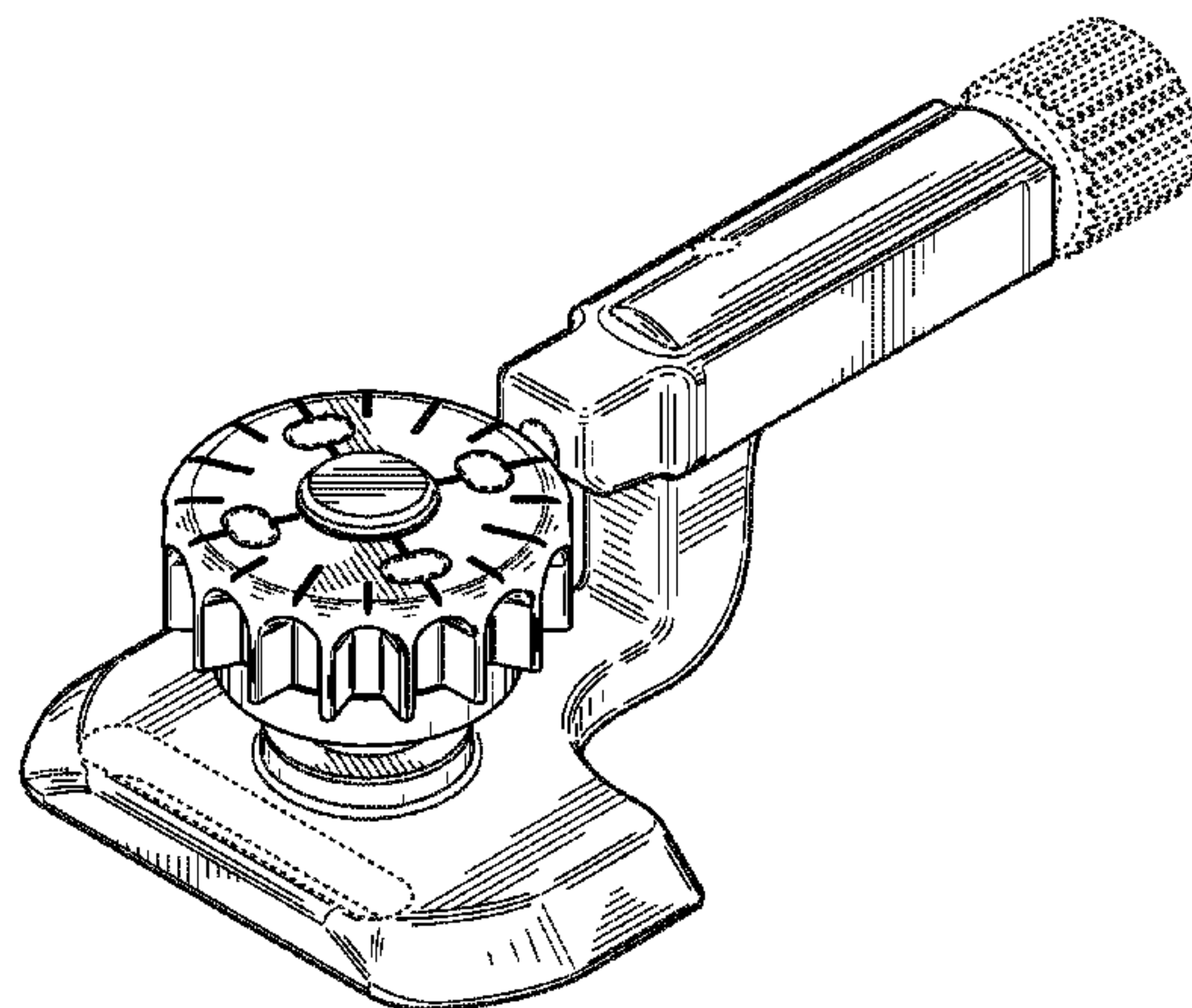
FIG. 5 is a bottom view thereof;

FIG. 6 is a right side view thereof; and,

FIG. 7 is a left side view thereof.

The elements depicted in broken line in the various figures are included for environmental purposes only, and form no part of the claimed design.

1 Claim, 7 Drawing Sheets



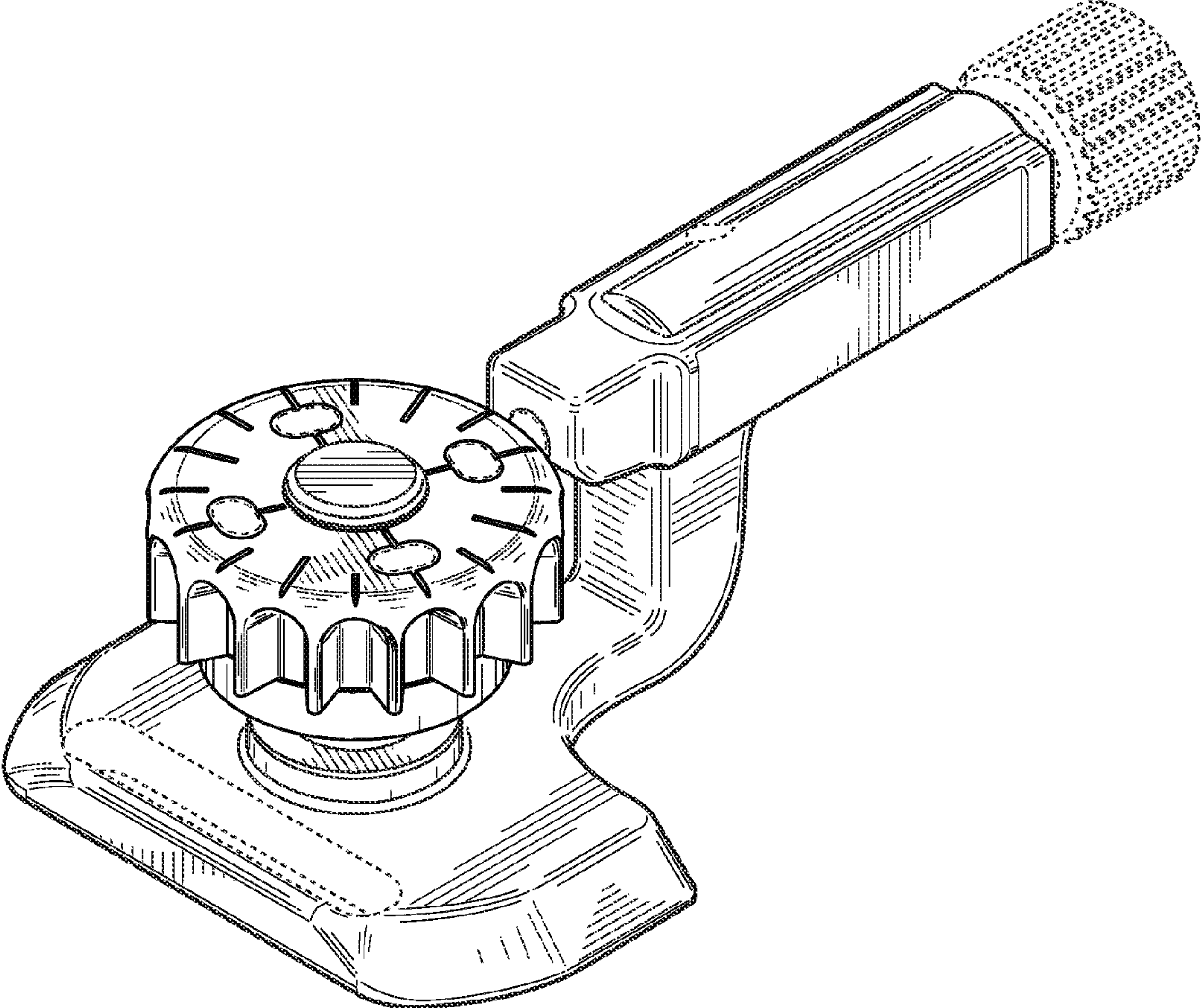


FIG. 1




FIG. 2

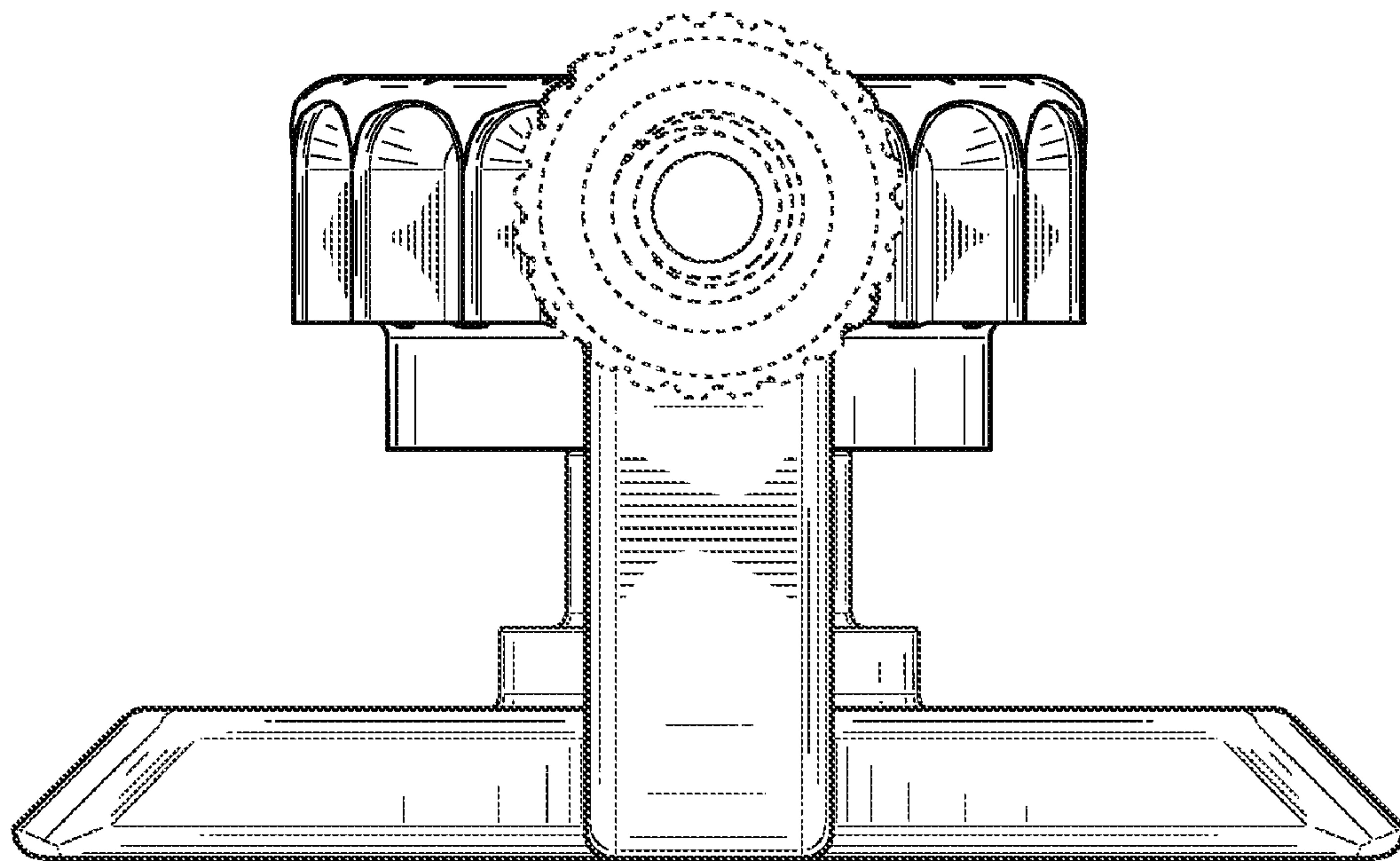


FIG. 3




FIG. 4

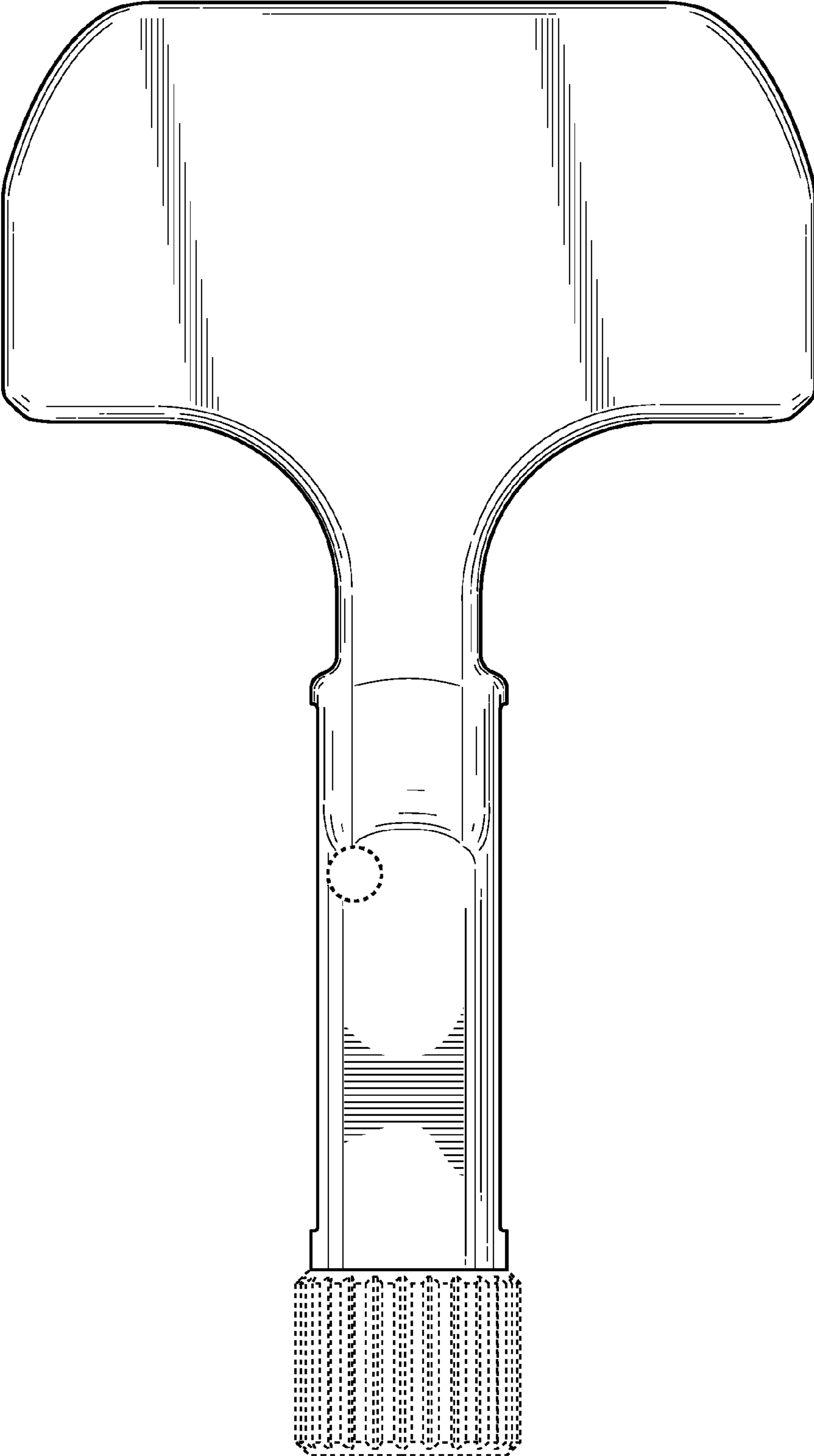


FIG. 5

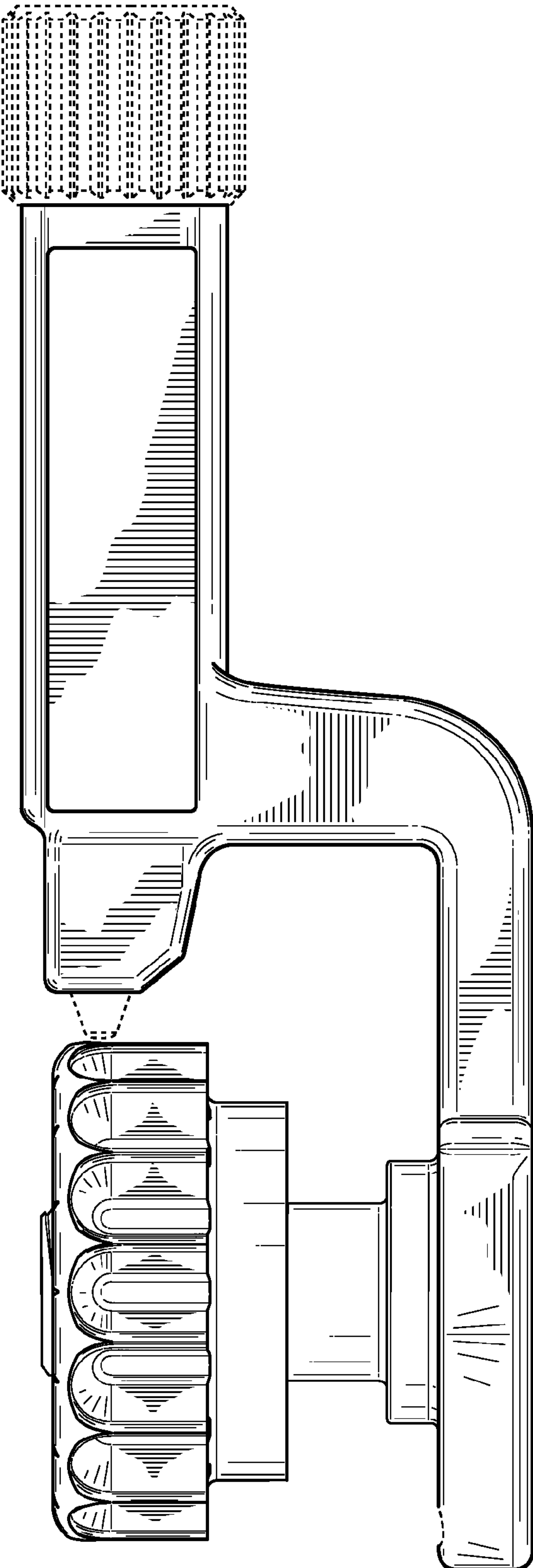


FIG. 6

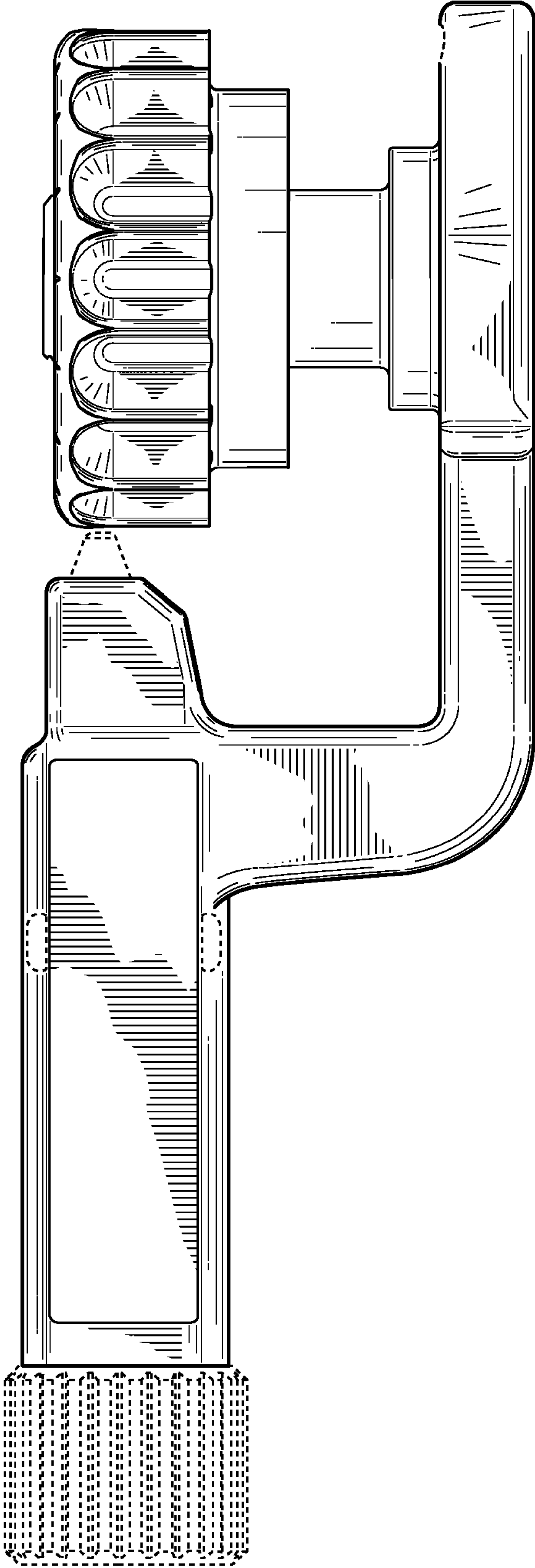


FIG. 7