



US00D604376S

(12) **United States Design Patent**
Darley et al.

(10) **Patent No.:** **US D604,376 S**

(45) **Date of Patent:** **** Nov. 17, 2009**

(54) **GOLF CLUB HEAD**

(75) Inventors: **Michelle Darley**, San Diego, CA (US);
Sang S. Yi, Carlsbad, CA (US); **Robert Nunez**, San Diego, CA (US); **Craig Kevin Barez**, Temecula, CA (US)

(73) Assignee: **Taylor Made Golf Company, Inc.**,
Carlsbad, CA (US)

(**) Term: **14 Years**

(21) Appl. No.: **29/314,309**

(22) Filed: **Mar. 19, 2009**

(51) **LOC (9) Cl.** **21-02**

(52) **U.S. Cl.** **D21/752**

(58) **Field of Classification Search** D21/733,
D21/752, 759; 473/324–331, 343–346
See application file for complete search history.

(56) **References Cited**

U.S. PATENT DOCUMENTS

D433,073 S *	10/2000	Sodano	D21/752
D435,615 S	12/2000	Besnard et al.		
D469,141 S	1/2003	Poynor et al.		
6,780,121 B2	8/2004	Herber		
D518,129 S	3/2006	Poynor et al.		
D521,091 S *	5/2006	Mahaffey et al.	D21/752
D521,093 S	5/2006	Jorgensen et al.		
D523,502 S	6/2006	Jorgensen		
D534,229 S	12/2006	Barez et al.		
D541,364 S	4/2007	Barez et al.		
D561,856 S	2/2008	Barez et al.		
D568,953 S *	5/2008	Harbert et al.	D21/752
D569,465 S *	5/2008	Yi et al.	D21/752
D578,587 S *	10/2008	Hoffman et al.	D21/752
D579,064 S *	10/2008	Beach et al.	D21/752
D579,065 S *	10/2008	Yi et al.	D21/752
D579,066 S	10/2008	Dipert et al.		

D579,067 S *	10/2008	Hoffman et al.	D21/752
D580,504 S *	11/2008	Bosilkovski et al.	D21/752
D583,432 S *	12/2008	Serrano et al.	D21/752
D588,217 S *	3/2009	Jertson et al.	D21/752
D588,659 S *	3/2009	Jertson et al.	D21/752
D591,810 S *	5/2009	Murphy et al.	D21/752
D591,816 S *	5/2009	Vehse et al.	D21/759
D591,817 S *	5/2009	Murphy et al.	D21/759
D596,252 S *	7/2009	Jertson et al.	D21/752
D597,620 S *	8/2009	Taylor et al.	D21/752
D598,062 S *	8/2009	Dipert et al.	D21/752

* cited by examiner

Primary Examiner—Mitchell I Siegel

(74) *Attorney, Agent, or Firm*—Klarquist Sparkman, LLP

(57) **CLAIM**

We claim the ornamental design for a golf club head, as shown and described.

DESCRIPTION

FIG. 1 is a perspective view of a golf club head, as viewed from the back, below and one side, according to one embodiment.

FIG. 2 is a front elevation view of the golf club head of FIG. 1.

FIG. 3 is a rear elevation view of the golf club head of FIG. 1.

FIG. 4 is a side elevation view of the toe of the golf club head of FIG. 1.

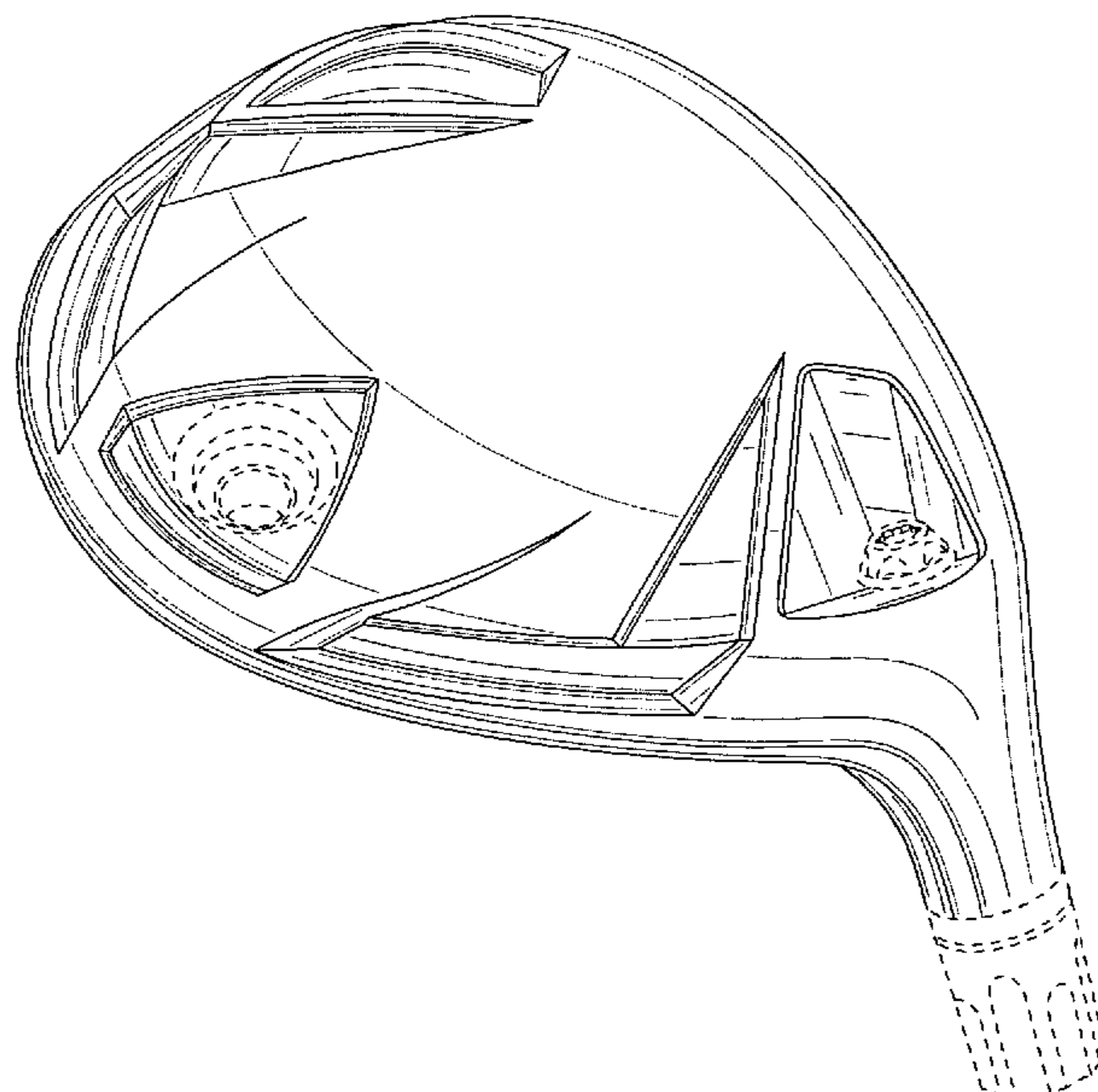
FIG. 5 is a side elevation view of the heel of the golf club head of FIG. 1.

FIG. 6 is a top plan view of the golf club head of FIG. 1; and,

FIG. 7 is a bottom plan view of the golf club head of FIG. 1.

The dashed lines in the drawings are for illustrative purpose only and form no part of the claimed design.

1 Claim, 6 Drawing Sheets



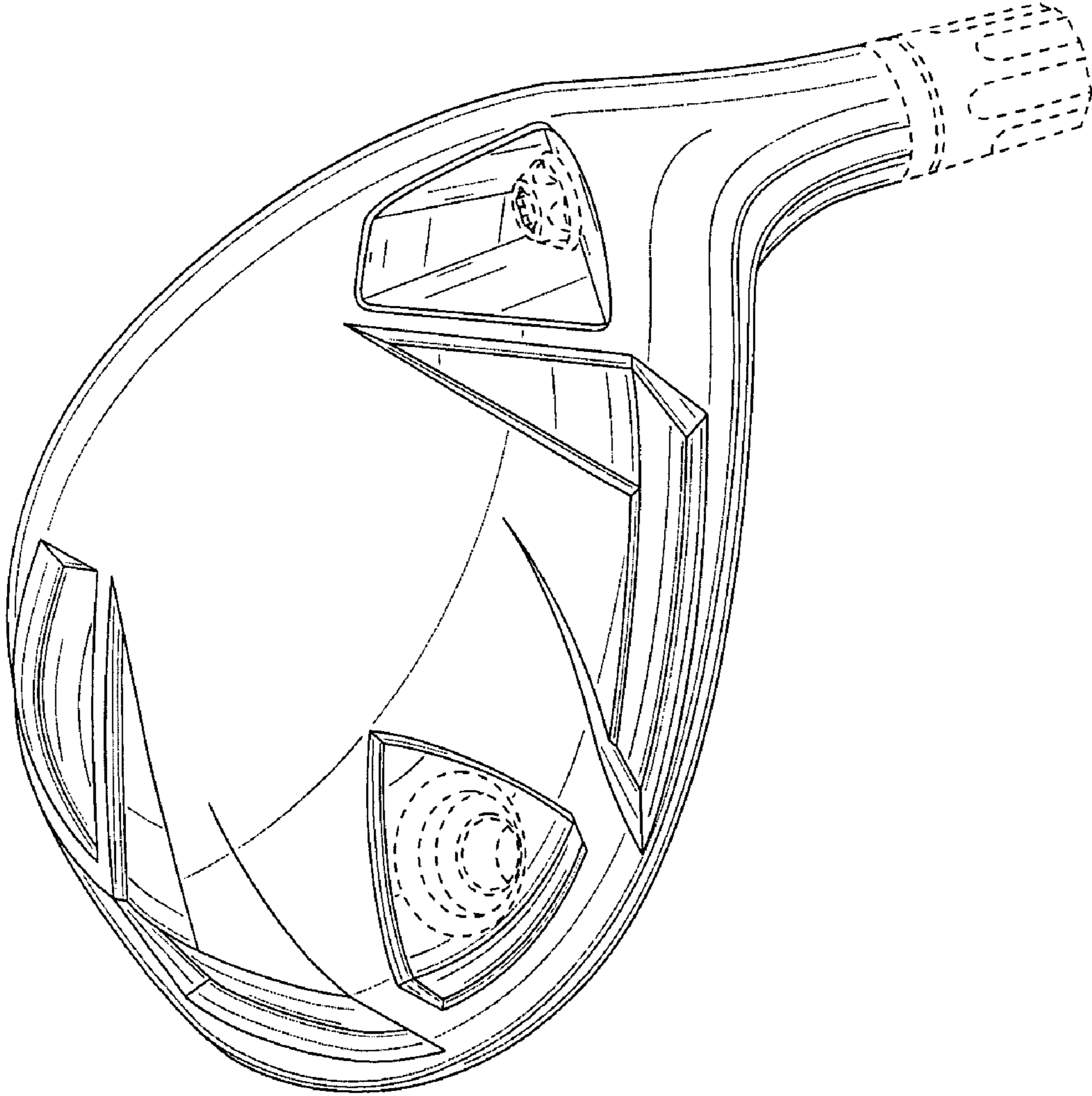


FIG. 1

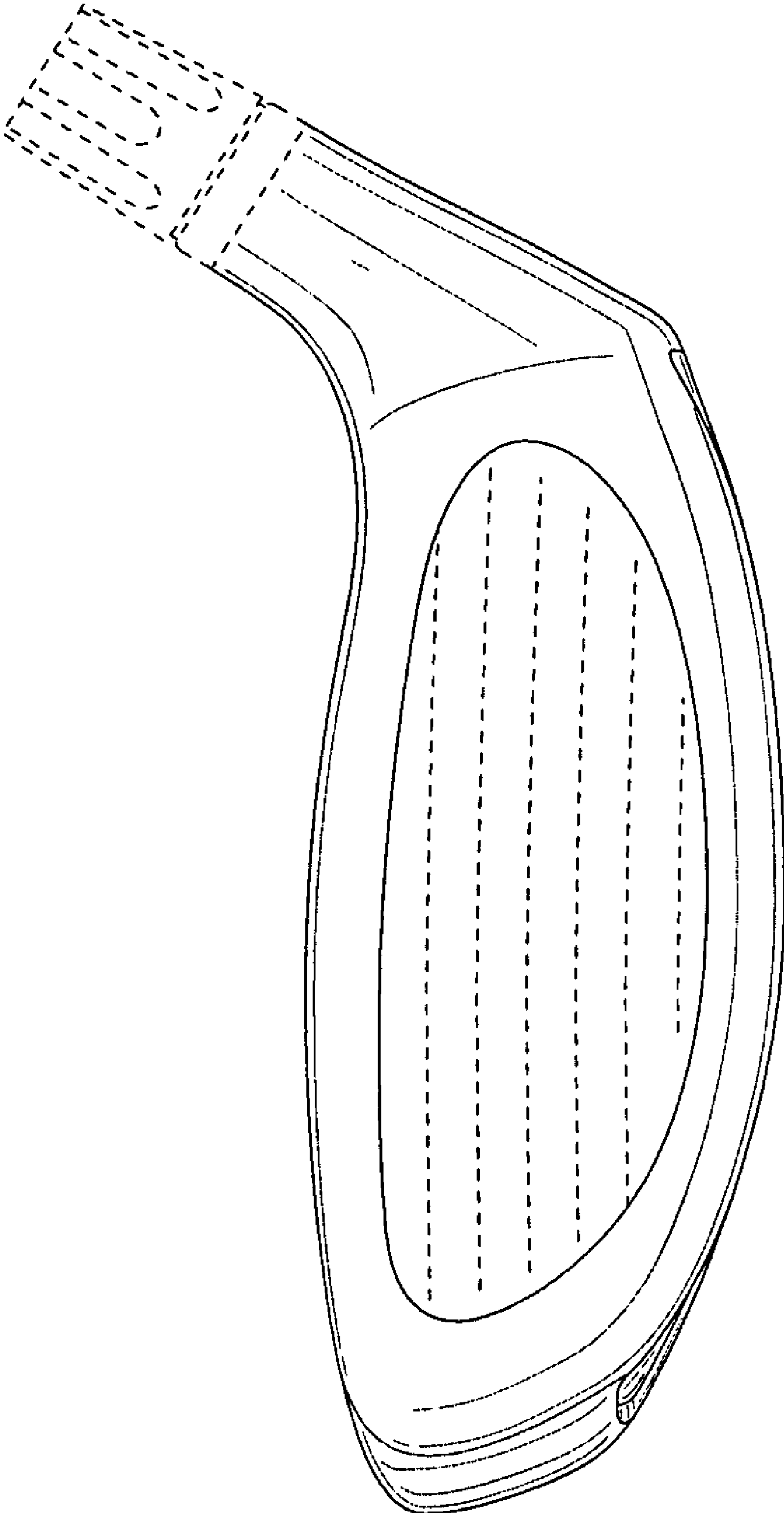


FIG. 2

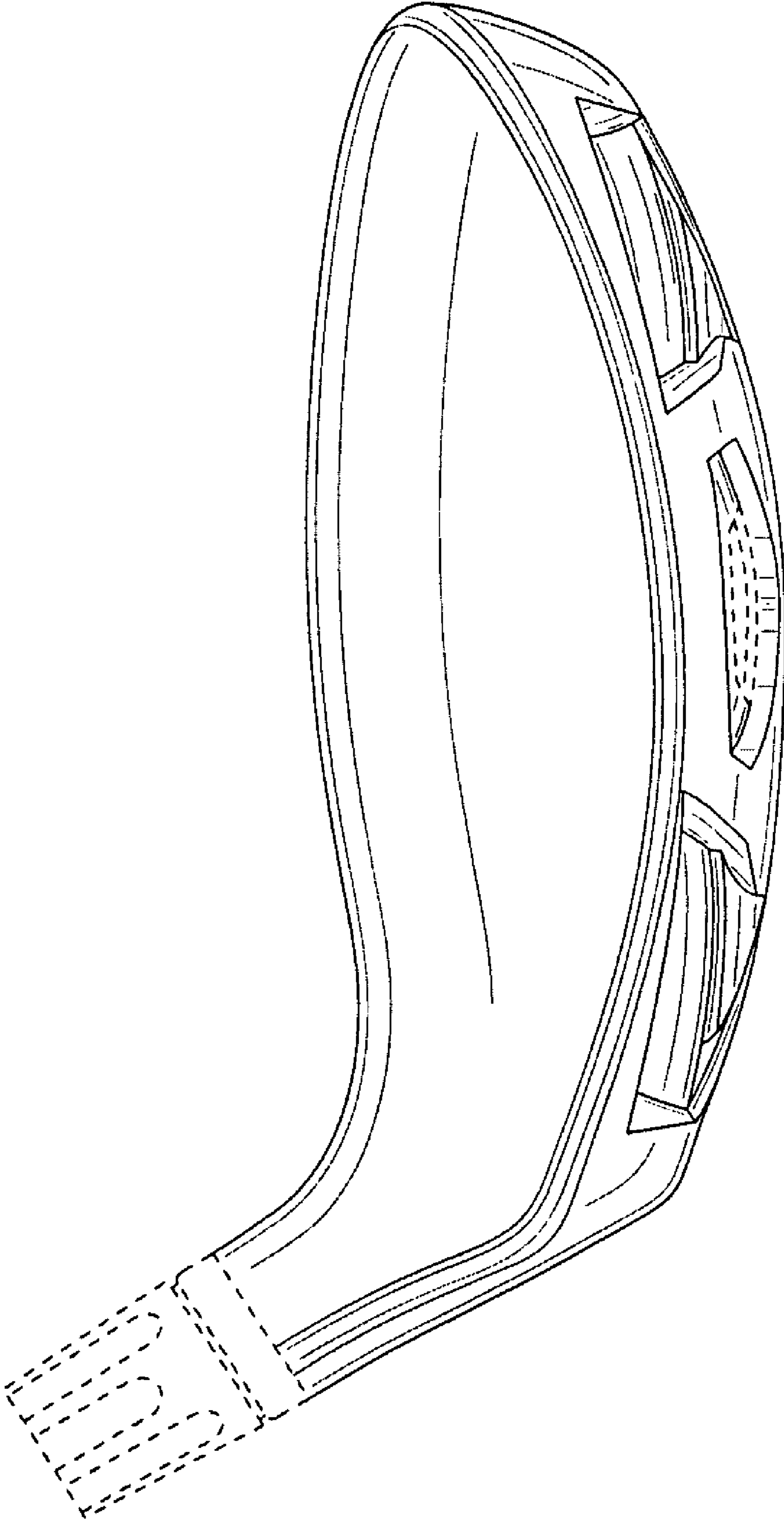


FIG. 3

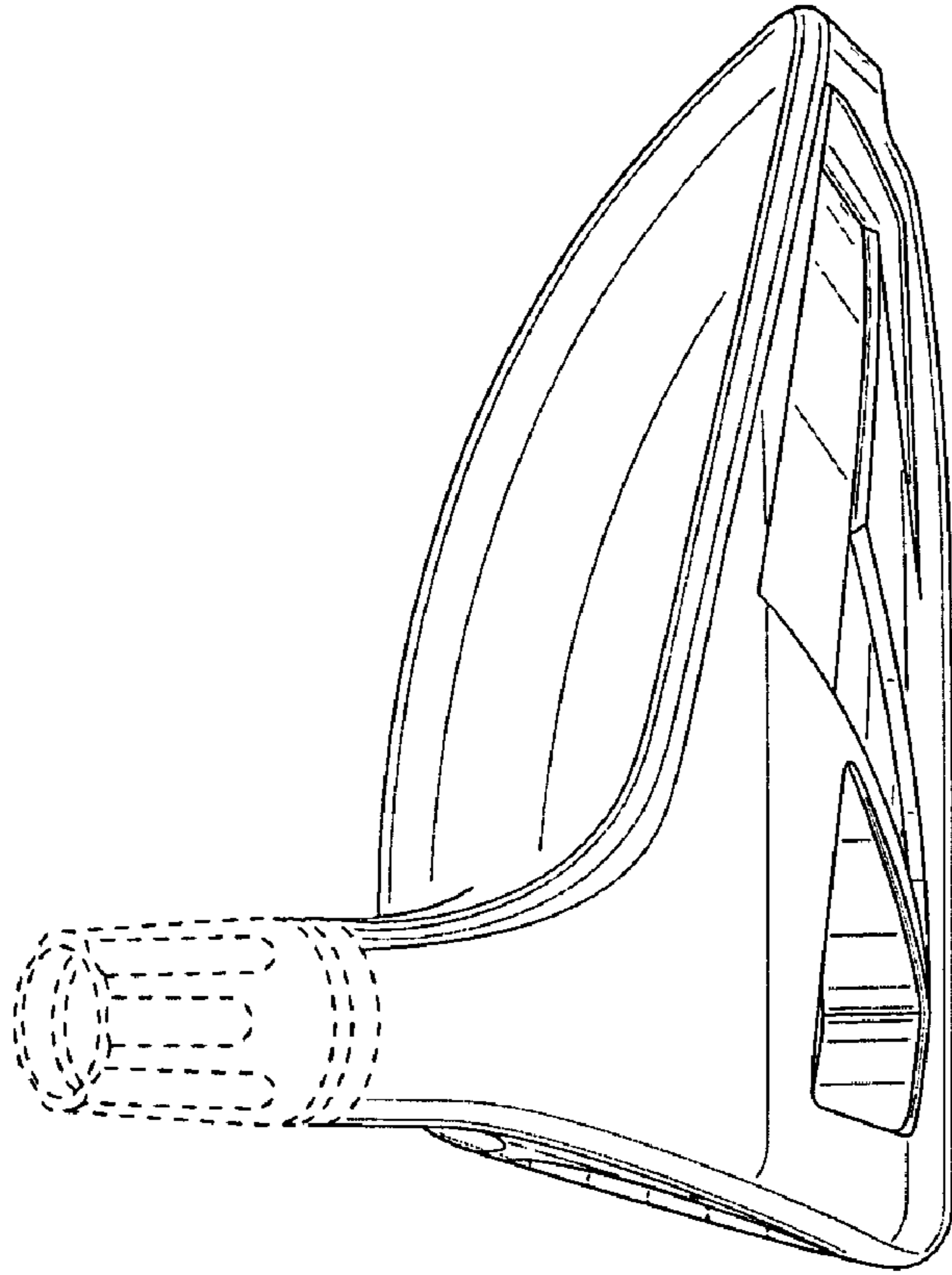


FIG. 4

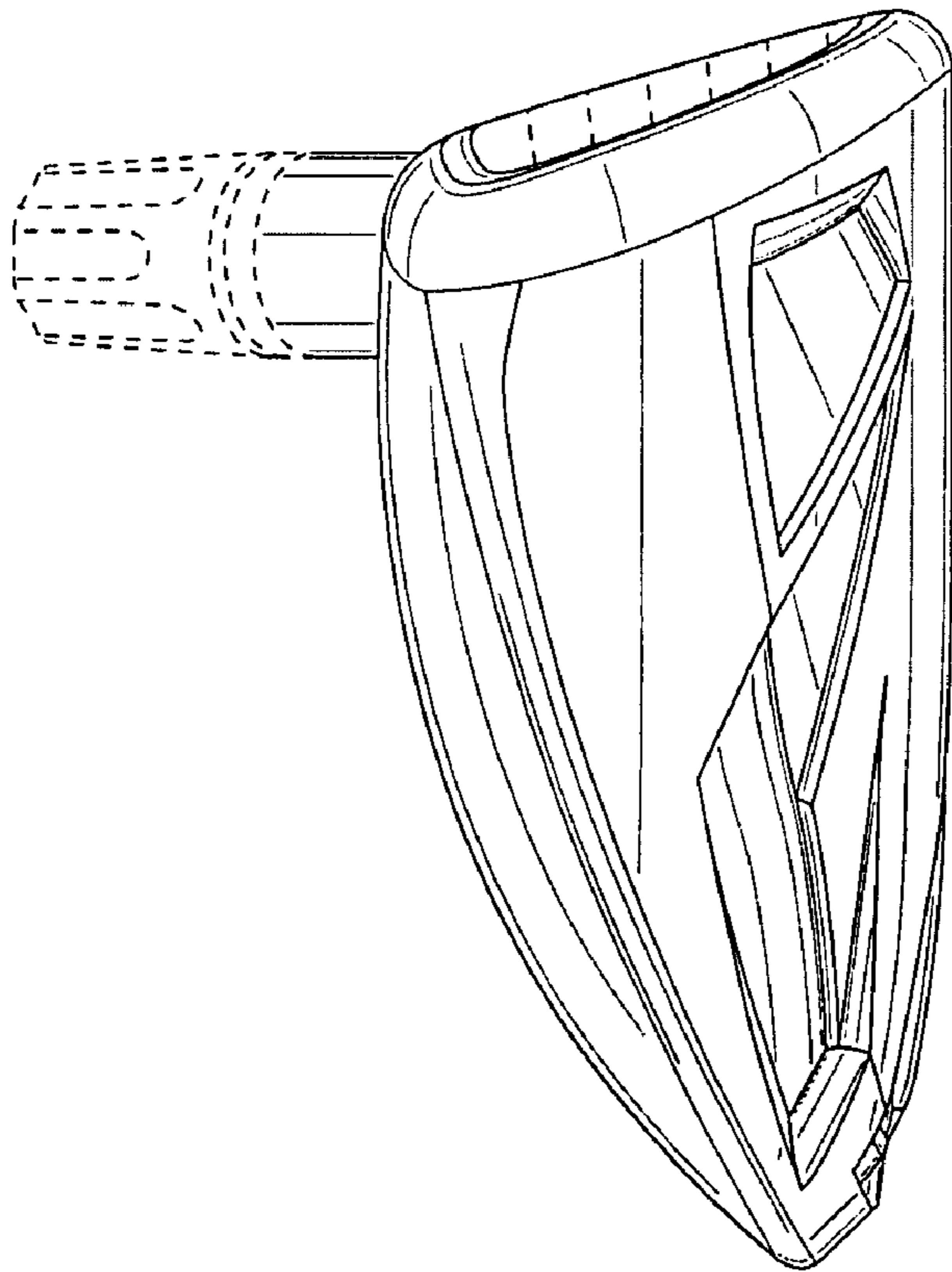


FIG. 5

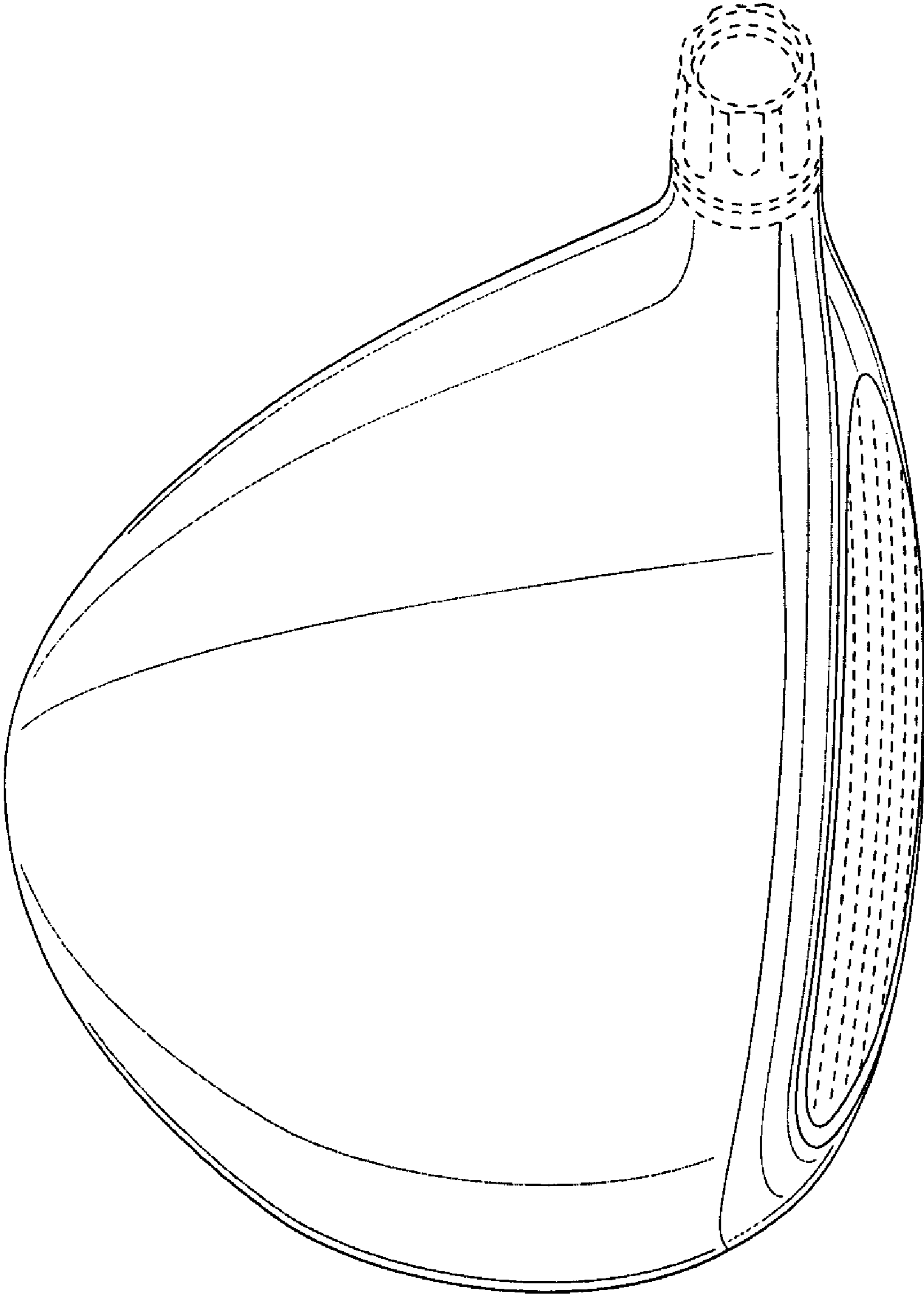


FIG. 6

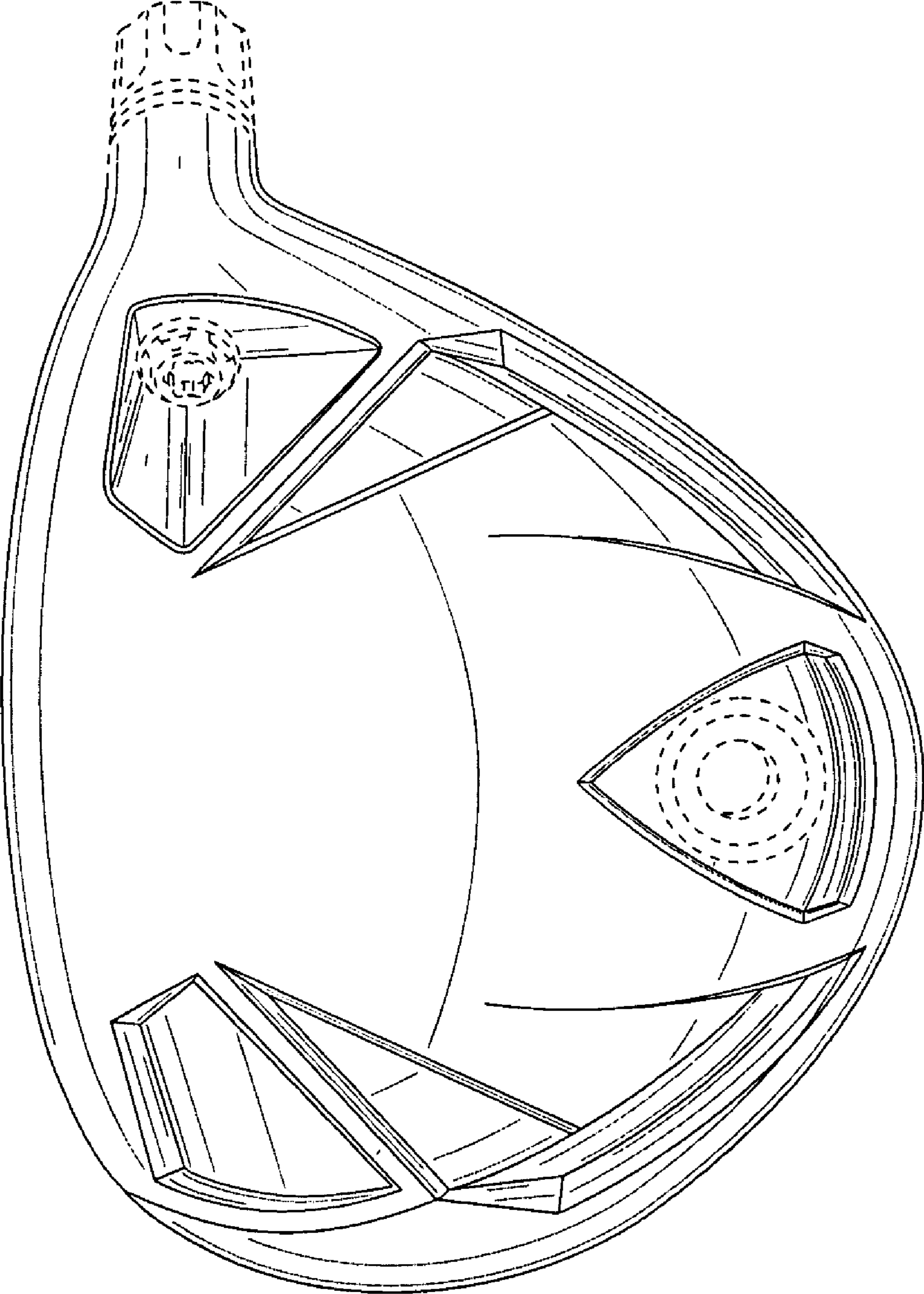


FIG. 7