



US00D604354S

(12) **United States Design Patent**  
**Friedman**

(10) **Patent No.:** **US D604,354 S**

(45) **Date of Patent:** **\*\* Nov. 17, 2009**

(54) **SUNGLASSES**

(75) Inventor: **Sidney Friedman**, Oceanside, NY (US)

(73) Assignee: **Opsales, Inc.**, Island Park, NY (US)

(\*\*) Term: **14 Years**

(21) Appl. No.: **29/310,271**

(22) Filed: **Aug. 6, 2008**

(51) **LOC (9) Cl.** ..... **16-06**

(52) **U.S. Cl.** ..... **D16/326**

(58) **Field of Classification Search** ..... D16/101,  
D16/300-342; D29/109-110; D24/110.2;  
351/41, 44, 51-52, 62, 158, 92, 103-123,  
351/140, 153, 45-46; 2/426-432, 447-449,  
2/441, 434-437, 13, 15; D21/483, 659-661  
See application file for complete search history.

(56) **References Cited**

**U.S. PATENT DOCUMENTS**

D192,884 S *	5/1962	Petitto .....	D16/326
D435,579 S *	12/2000	Lane .....	D16/327
D479,851 S *	9/2003	Mangum .....	D16/335
D500,781 S *	1/2005	Mage .....	D16/326
D534,942 S *	1/2007	Lynch .....	D16/326
D535,315 S *	1/2007	Lane .....	D16/319

D545,348 S *	6/2007	Chen .....	D16/326
D549,764 S *	8/2007	Teng .....	D16/326
D556,246 S *	11/2007	Yee .....	D16/326
D584,760 S *	1/2009	Friedman .....	D16/326

\* cited by examiner

*Primary Examiner*—Raphael Barkai

(74) *Attorney, Agent, or Firm*—Robert L. Epstein; Epstein Drangel Bazerman & James, LLP

(57) **CLAIM**

The ornamental design for sunglasses, substantially as shown and described.

**DESCRIPTION**

FIG. 1 is a perspective view showing my design for sunglasses;

FIG. 2 is an elevation view showing the front of my design, the other side being the mirror image thereof;

FIG. 3 is an elevation view of the rear of my design;

FIG. 4 is an elevation view of one side of my design, the other side being the mirror image thereof;

FIG. 5 is an elevation view of the top of my design; and,

FIG. 6 is an elevation view of the bottom of my design.

**1 Claim, 6 Drawing Sheets**

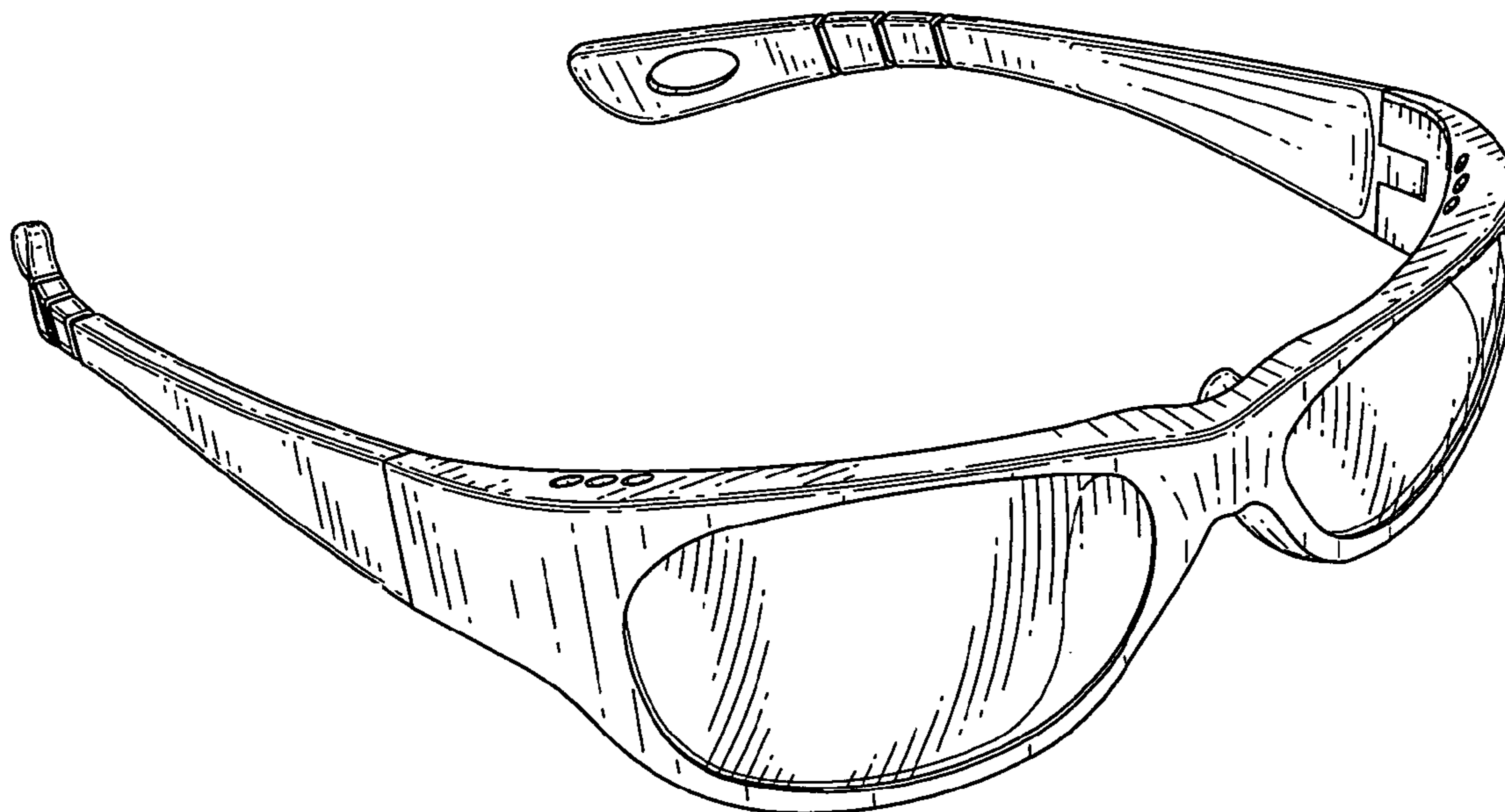
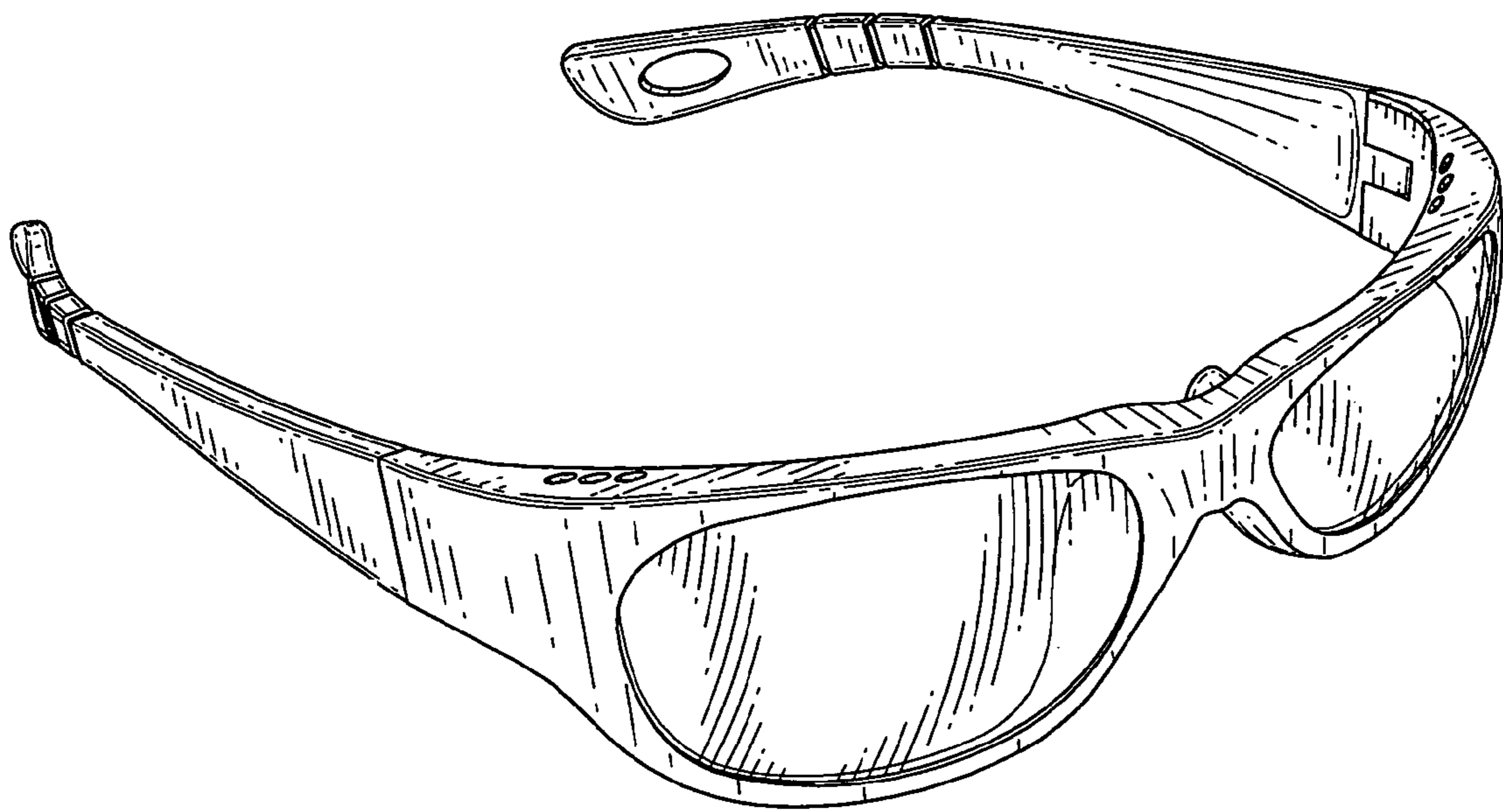



FIG. 1



*FIG. 2*



*FIG. 3*

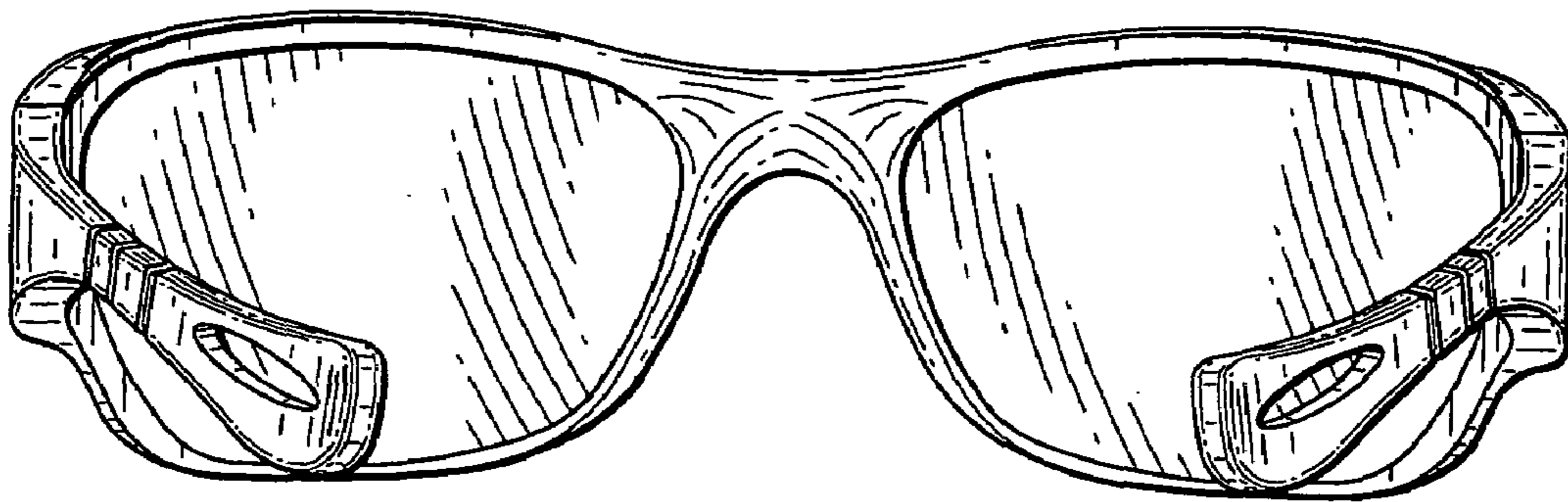


FIG. 4

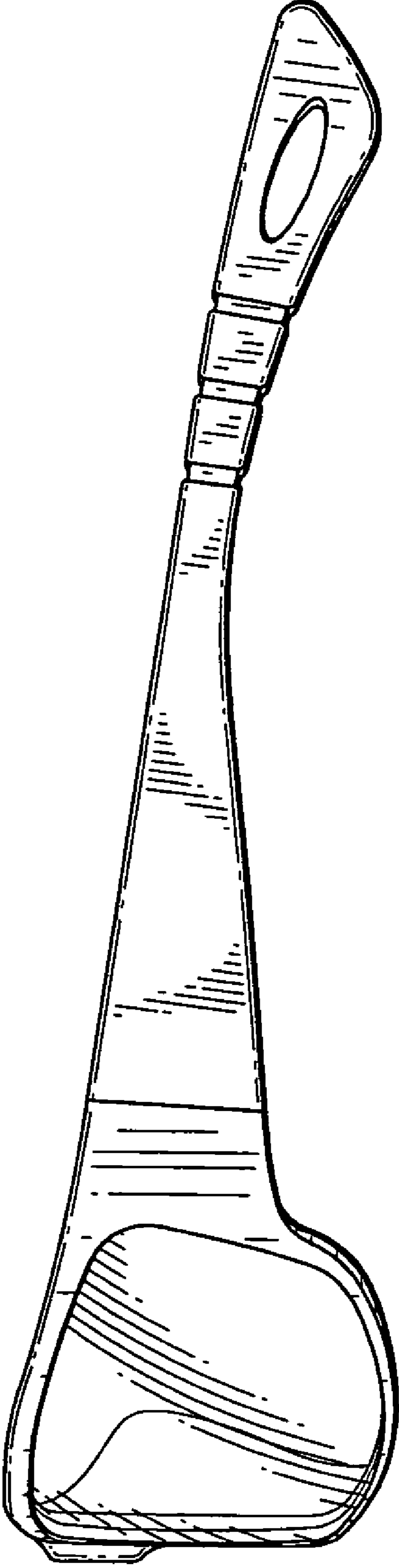


FIG. 5

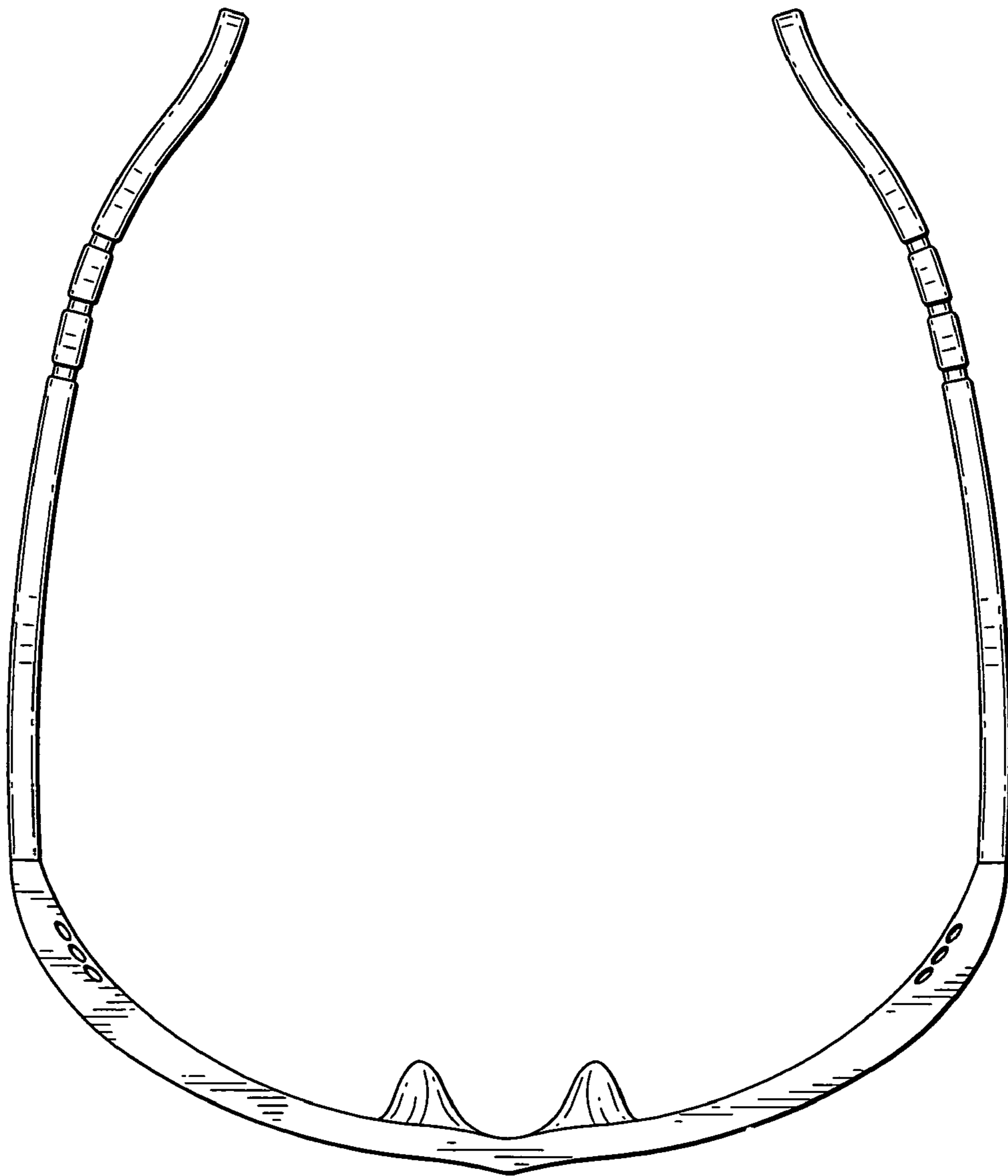




FIG. 6

