



US00D604339S

(12) **United States Design Patent**
Costacurta et al.

(10) **Patent No.:** **US D604,339 S**

(45) **Date of Patent:** **** Nov. 17, 2009**

(54) **REFRIGERATING UNIT**

D470,866 S * 2/2003 Beauregard D15/83
D562,359 S * 2/2008 Schreuder et al. D15/81

(75) Inventors: **Francesco Costacurta**, Vienna (AT);
Roland Kaufmann, St. Veit (AT);
Christoph Pauschitz, Vienna (AT)

* cited by examiner

(73) Assignee: **AHI Cooling Systems GmbH**,
Rottenmann (AT)

Primary Examiner—Stella M Reid
Assistant Examiner—Shanda C Hill
(74) *Attorney, Agent, or Firm*—Fross Zelnick Lehrman &
Zissu, P.C.; Charles T. J. Weigell, Esq.

(**) Term: **14 Years**

(57) **CLAIM**

(21) Appl. No.: **29/293,421**

The ornamental design for a refrigerating unit, as shown and described.

(22) Filed: **Nov. 20, 2007**

(30) **Foreign Application Priority Data**

DESCRIPTION

May 25, 2000 (EM) 000729876-0001

FIG. 1 is a perspective view of a refrigerating unit showing the new design;

(51) **LOC (9) Cl.** **15-07**

(52) **U.S. Cl.** **D15/81; D15/79; D15/83**

FIG. 2 is a front view of the refrigerating unit shown in FIG. 1;

(58) **Field of Classification Search** D15/79,
D15/80, 81, 83, 88; D6/449, 470-479; 62/3.6,
62/3.63, 64, 246-255, 440, 529; 312/114,
312/116-119, 400-409

FIG. 3 is a right side view of the refrigerating unit shown in FIG. 1;

See application file for complete search history.

FIG. 4 is a left side view of the refrigerating unit shown in FIG. 1;

(56) **References Cited**

U.S. PATENT DOCUMENTS

D92,638 S * 6/1934 Worthington D15/83
D103,701 S * 3/1937 Towle D15/81
D176,840 S * 2/1956 Dailey D15/83
D229,101 S * 11/1973 Corini D15/83
D239,490 S * 4/1976 Pellegrini D15/83
D449,845 S * 10/2001 Reese et al. D15/83
D467,596 S * 12/2002 Kim et al. D15/81


FIG. 5 is a top view of the refrigerating unit shown in FIG. 1;

FIG. 6 is a bottom view of the refrigerating unit shown in FIG. 1; and,

FIG. 7 is a rear view of the refrigerating unit shown in FIG. 1.

The broken lines showing of the bottom grates in FIG. 6 and the rear grate in FIG. 7 are for illustrative purposes only and forms no part of the claimed design.

1 Claim, 7 Drawing Sheets






FIG. 1




FIG. 2




FIG. 3




FIG. 4

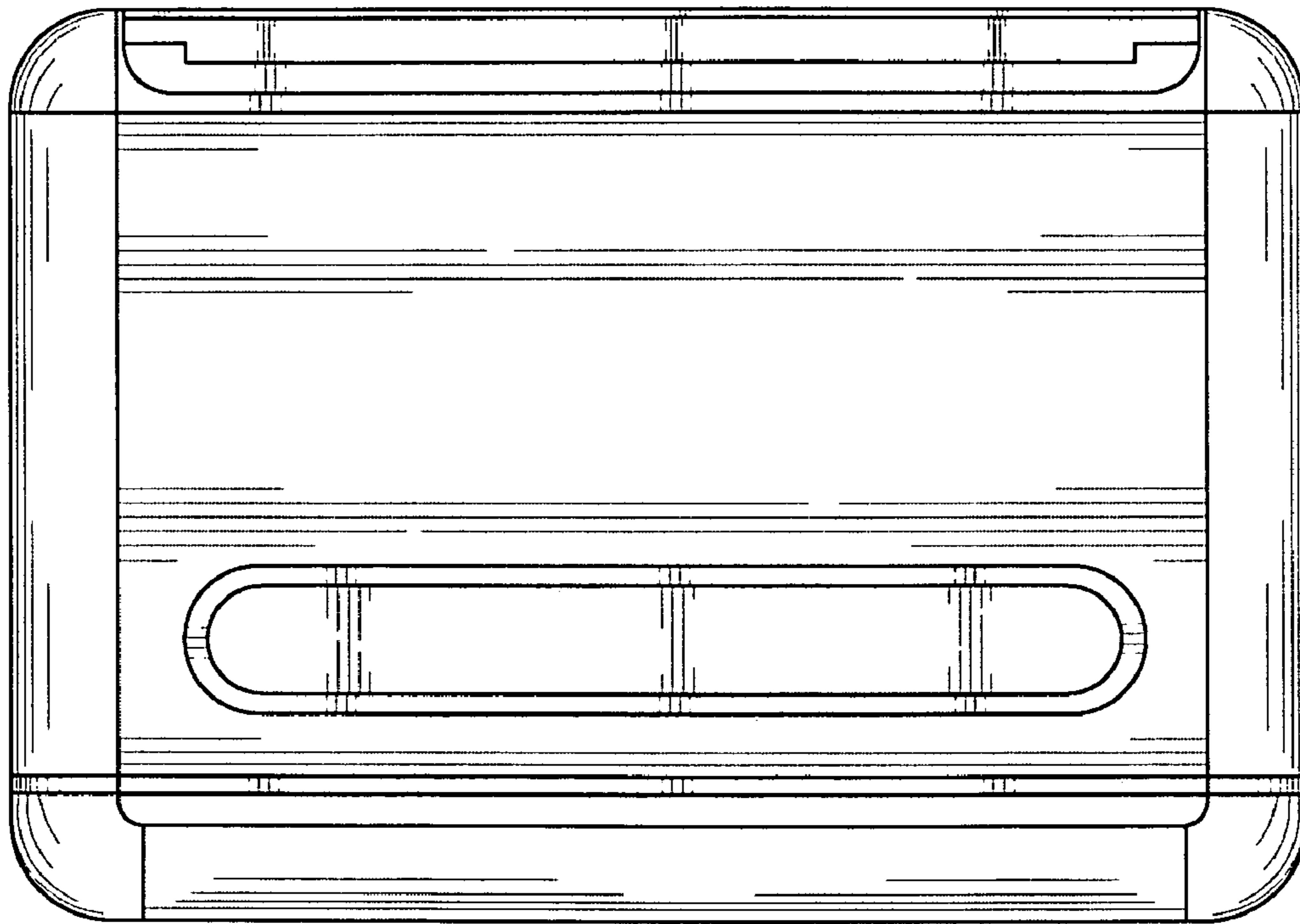


FIG. 5

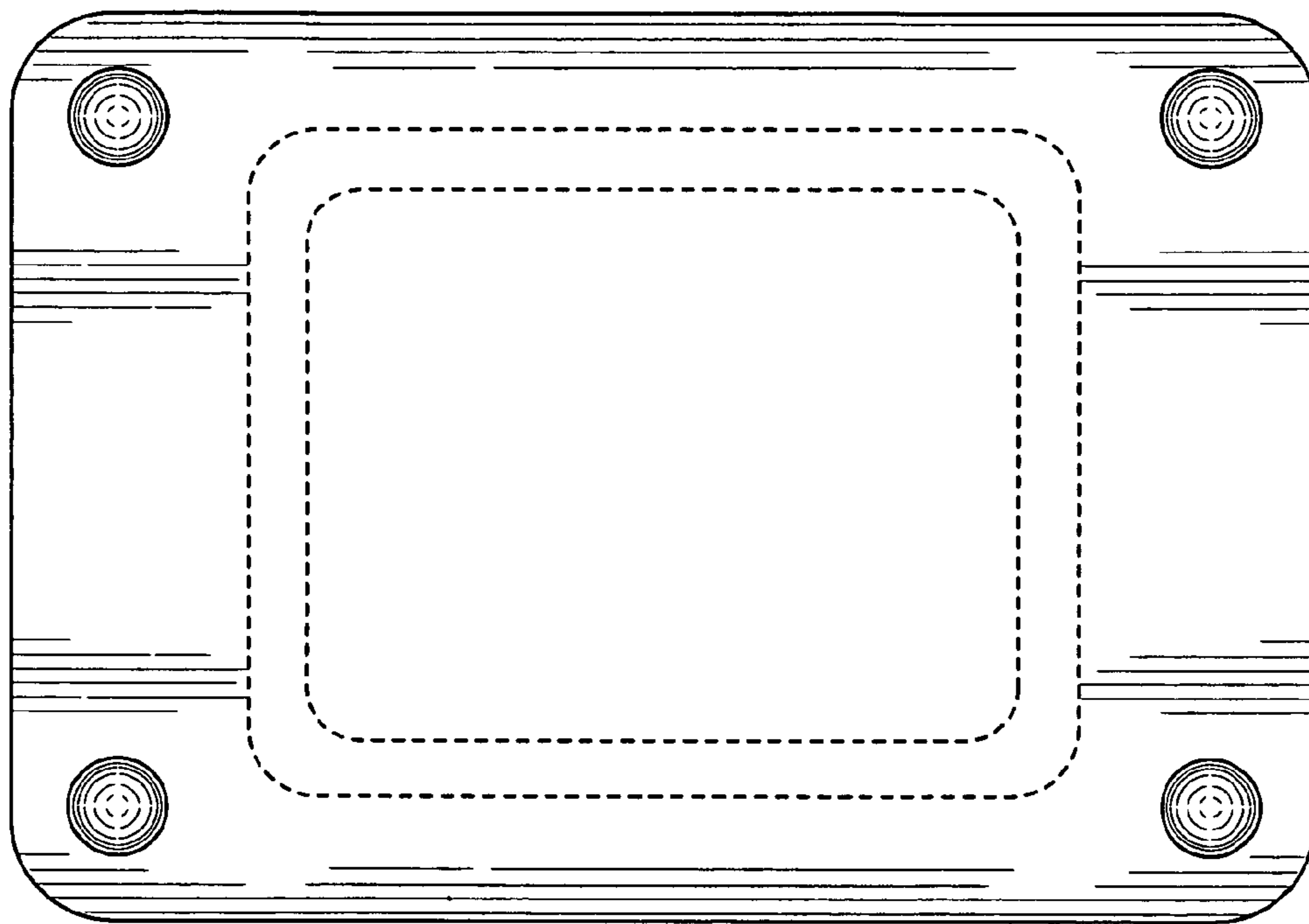


FIG. 6

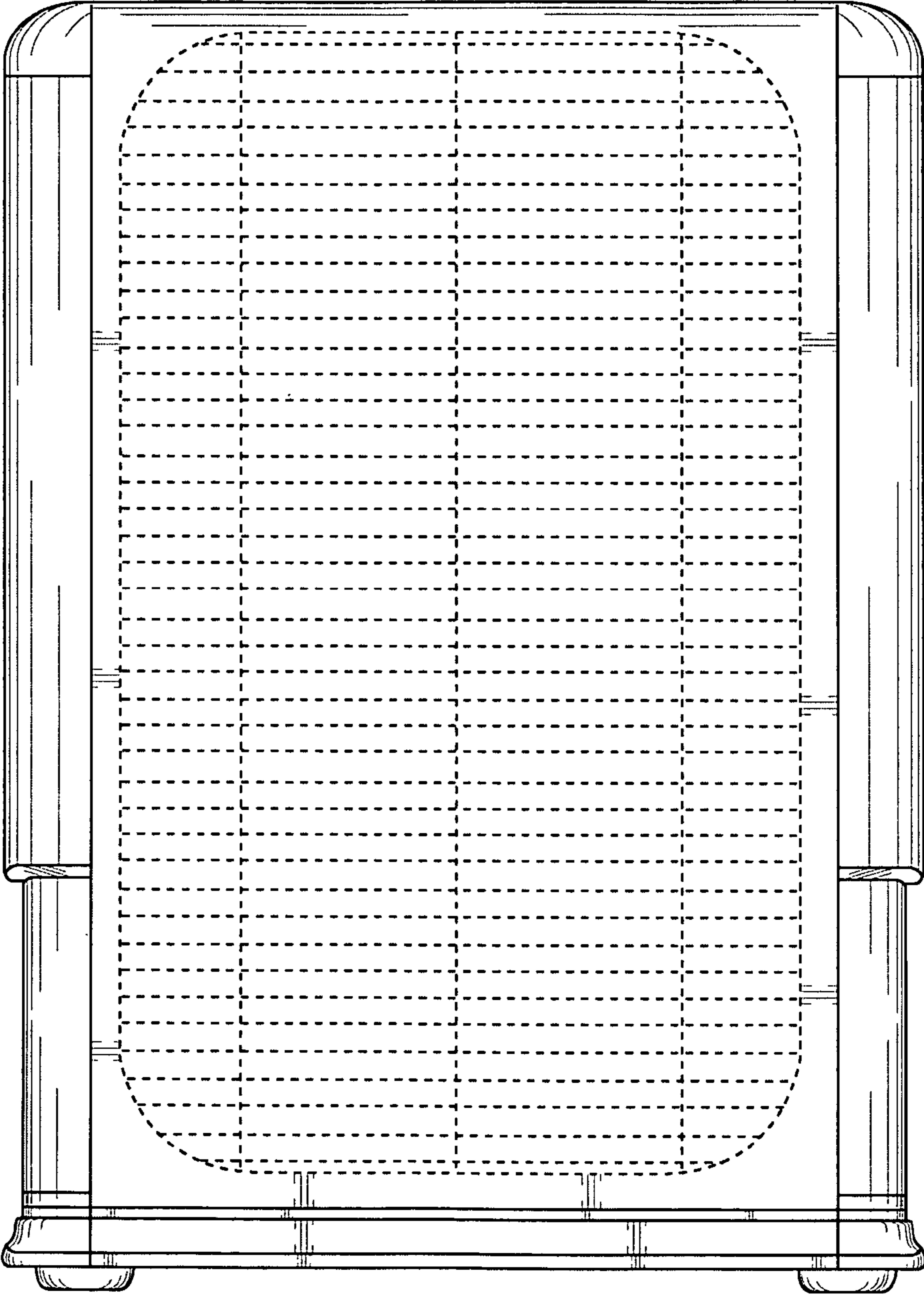


FIG. 7

UNITED STATES PATENT AND TRADEMARK OFFICE
CERTIFICATE OF CORRECTION

PATENT NO. : D604,339 S
APPLICATION NO. : 29/293421
DATED : November 17, 2009
INVENTOR(S) : Francesco Costacurta, Roland Kaufmann and Christoph Pauschitz

Page 1 of 1

It is certified that error appears in the above-identified patent and that said Letters Patent is hereby corrected as shown below:

Title page, item [73] should read

(73) Assignee: AHT Cooling Systems GmbH, Rottenmann (AT)

Title page, item (30) should read

(30) Foreign Application Priority Data

May 25, 2000 (EM)000729876-0001

May 25, 2000 (EM)000729876-0002

Signed and Sealed this
Fifth Day of April, 2011



David J. Kappos
Director of the United States Patent and Trademark Office