



US00D604323S

(12) **United States Design Patent**  
**Hoefnagels et al.**

(10) **Patent No.:** **US D604,323 S**

(45) **Date of Patent:** **\*\* Nov. 17, 2009**

(54) **ANIMATED IMAGE FOR A PORTION OF A DISPLAY SCREEN**

D545,830 S \* 7/2007 Vafiadis et al. .... D14/487  
D549,719 S \* 8/2007 Vafiadis et al. .... D14/487

(75) Inventors: **Stephan Hoefnagels**, Seattle, WA (US);  
**Chaitanya Sareen**, Seattle, WA (US);  
**Leroy B. Keely**, Portola Valley, CA (US);  
**Samuel Moreau**, Snoqualmie, WA (US)

\* cited by examiner

*Primary Examiner*—Susan Moon Lee  
(74) *Attorney, Agent, or Firm*—Banner & Witcoff, Ltd.

(73) Assignee: **Microsoft Corporation**, Redmond, WA (US)

(57) **CLAIM**

The ornamental design for an animated image for a portion of a display screen, as shown and described.

(\*\*) Term: **14 Years**

**DESCRIPTION**

(21) Appl. No.: **29/320,538**

FIG. 1 is a front view of the first image in the sequence for an animated image for a portion of a display screen showing our new design;

(22) Filed: **Jun. 27, 2008**

FIG. 2 is a front view of the second image thereof;

(51) **LOC (9) Cl.** ..... **32-00**

FIG. 3 is a front view of the third image thereof;

(52) **U.S. Cl.** ..... **D14/488**

(58) **Field of Classification Search** ..... D14/485–495;  
D18/24–33; D19/6, 52; D20/11; D21/324–333;  
715/700–867, 973–977; 345/757, 782, 848,  
345/852, 850, 809, 837, 798, 752, 163, 156,  
345/537, 474, 836, 419, 649, 656, 659, 426,  
345/427, 582, 428, 440, 660, 634, 902, 418,  
345/629, 700, 744, 747, 473; 705/10, 5;  
709/223

FIG. 4 is a front view of the fourth image thereof;

FIG. 5 is a front view of the fifth image thereof;

FIG. 6 is a front view of the sixth image thereof; and,

FIG. 7 is a front view of the seventh image thereof.

See application file for complete search history.

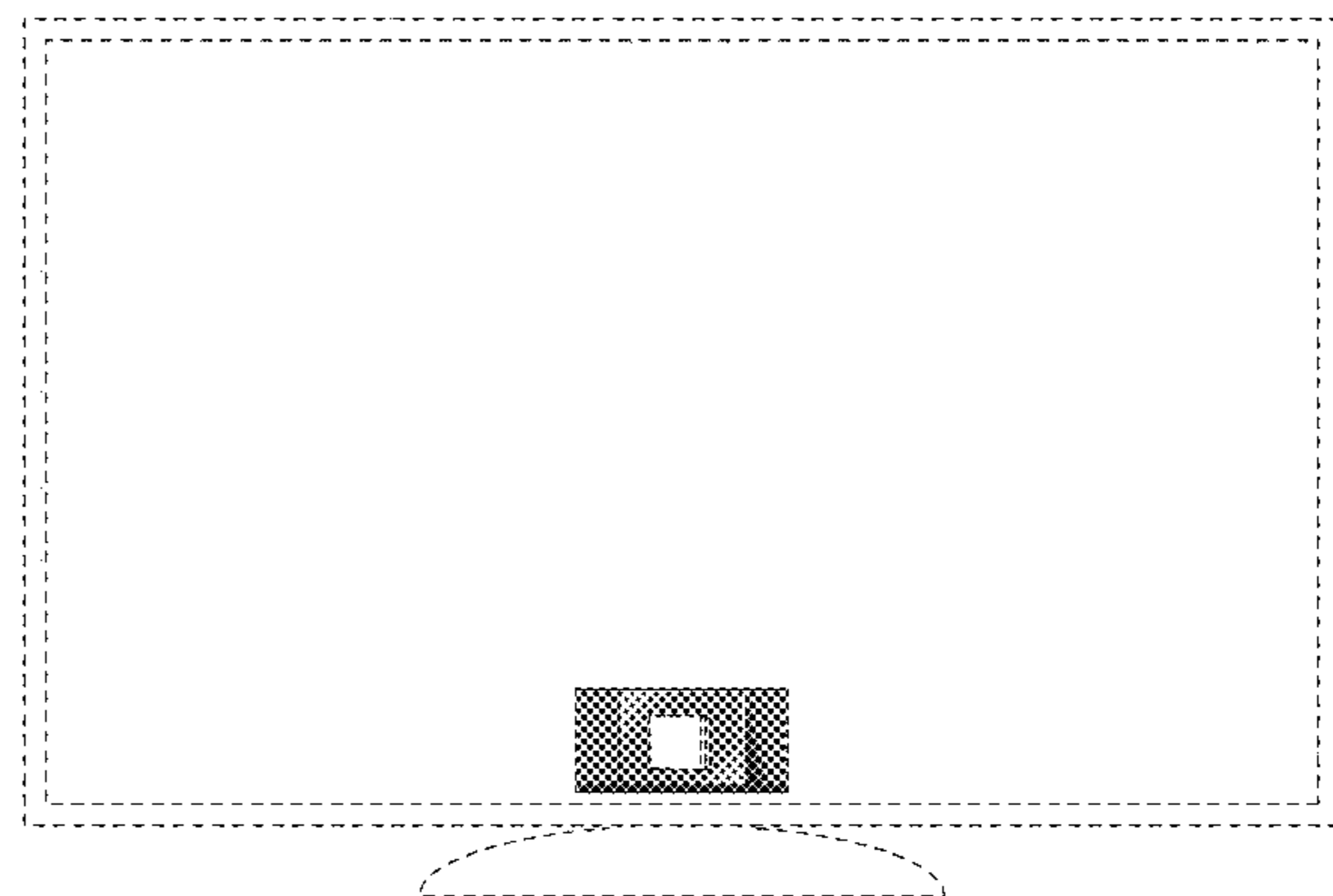
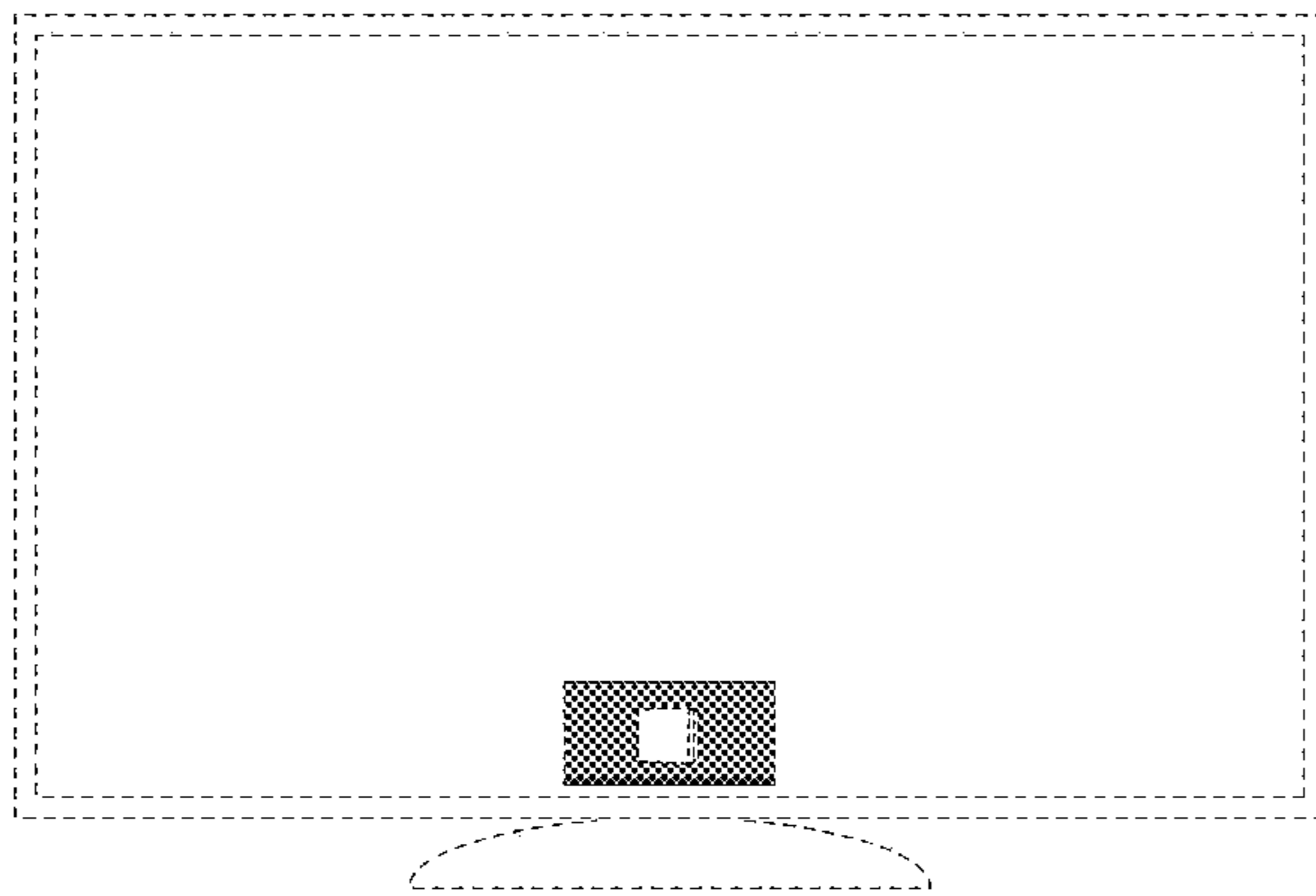
The appearance of the transitional image sequentially transitions between the images shown in FIGS. 1–7. The process or period in which one image transitions to another forms no part of the claimed design. The broken line showing of various regions and the unshaded areas there within form no part of the claimed design. The broken line showing of the display screen is for illustrative purposes only and forms no part of the claimed design.

(56) **References Cited**

**U.S. PATENT DOCUMENTS**

5,615,367 A \* 3/1997 Bennett et al. .... 707/102  
5,727,234 A \* 3/1998 Sakagami et al. .... 396/52  
6,504,575 B1 \* 1/2003 Ramirez et al. .... 348/333.02

**1 Claim, 7 Drawing Sheets**






FIG. 1





FIG. 2

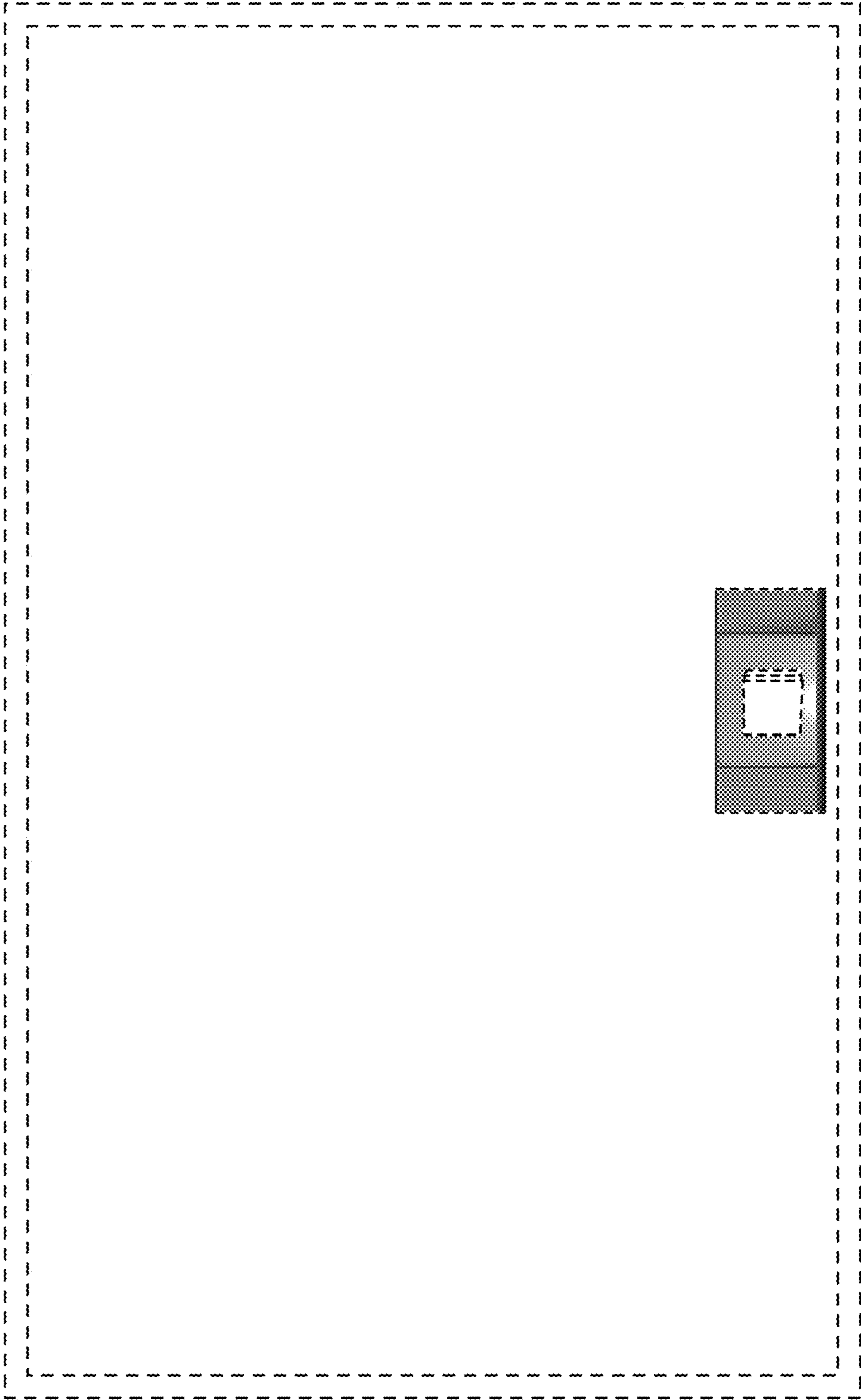


FIG. 3




FIG. 4

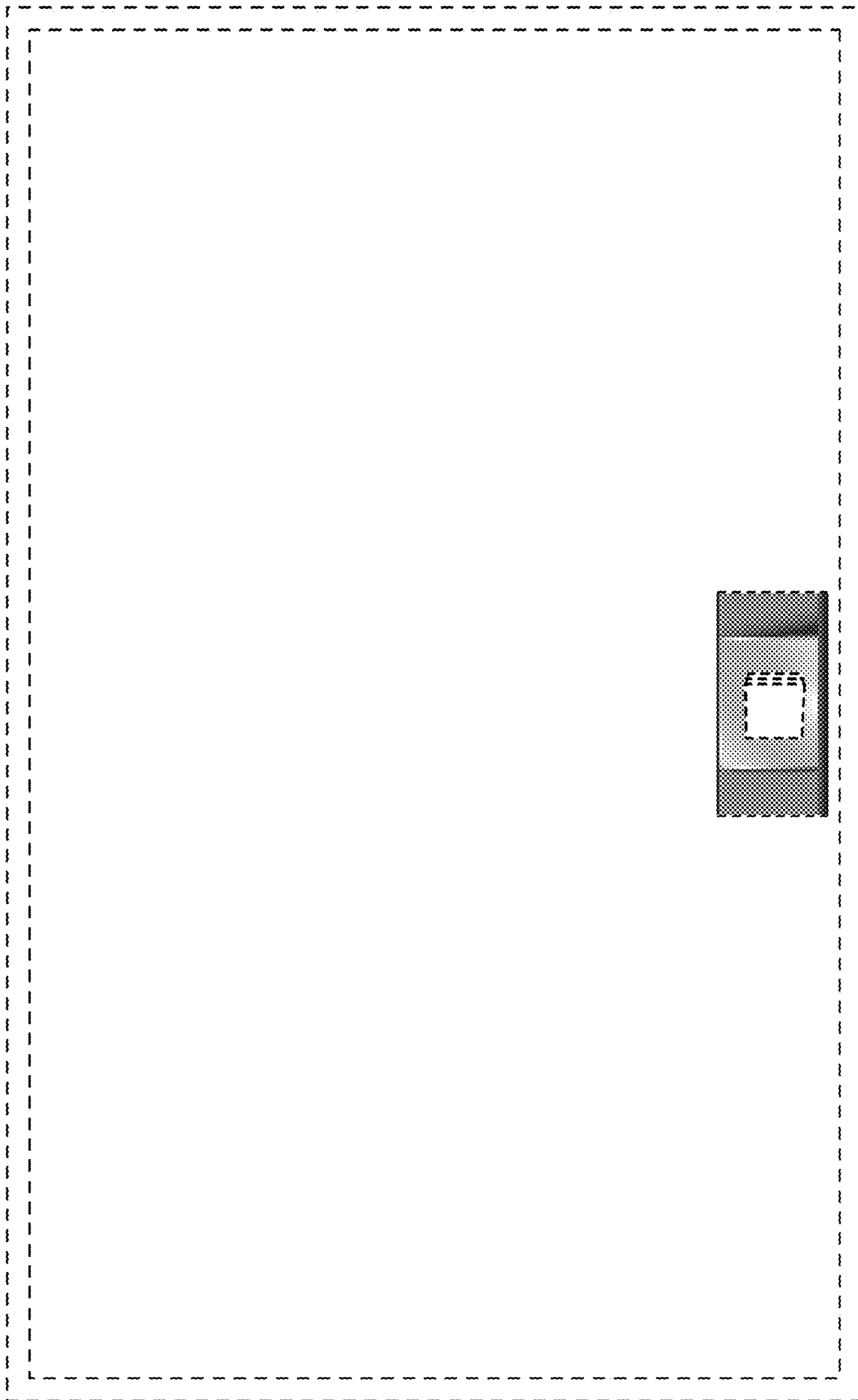


FIG. 5

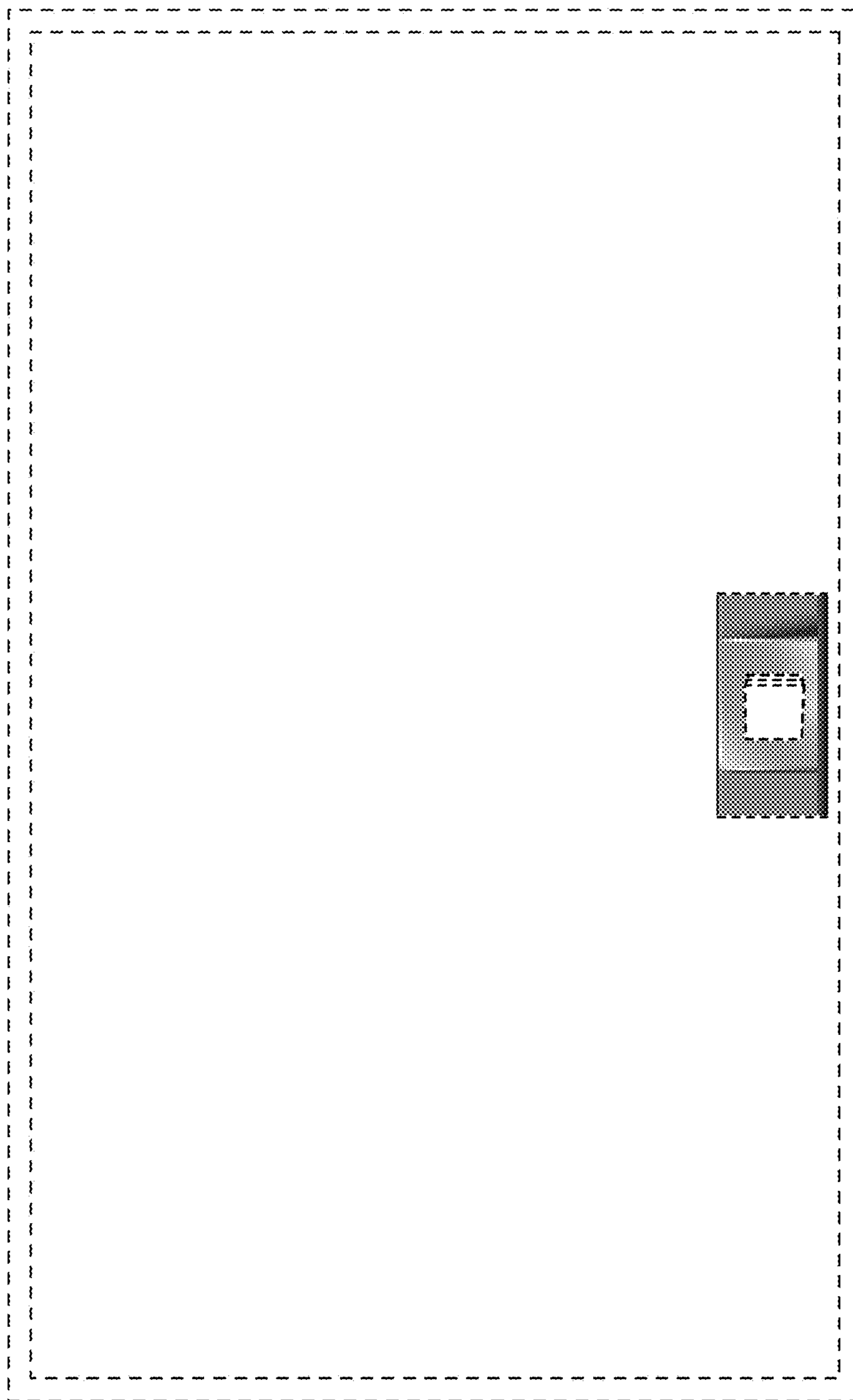


FIG. 6

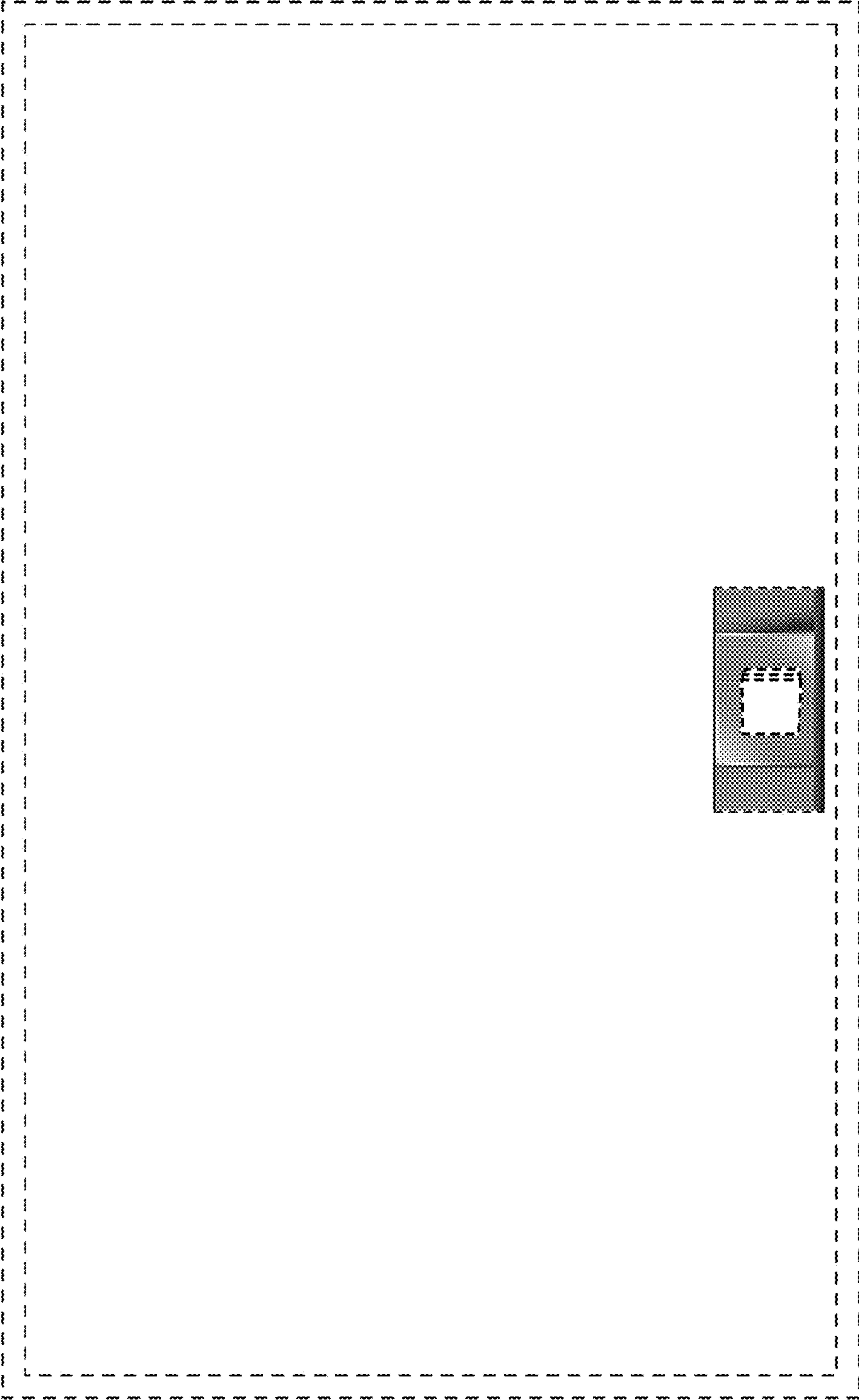


FIG. 7