



US00D604310S

(12) **United States Design Patent**  
**Ahn**

(10) **Patent No.:** **US D604,310 S**

(45) **Date of Patent:** **\*\* Nov. 17, 2009**

(54) **CELLULAR PHONE WITH A GRAPHIC USER INTERFACE**

(75) Inventor: **Young-Kyung Ahn**, Seoul (KR)

(73) Assignee: **Samsung Electronics Co., Ltd.**,  
Yeongtong-gu, Suwon-si, Gyeonggi-do (KR)

(\*\*) Term: **14 Years**

(21) Appl. No.: **29/328,675**

(22) Filed: **Nov. 28, 2008**

(51) **LOC (9) Cl.** ..... **32-00**

(52) **U.S. Cl.** ..... **D14/486**

(58) **Field of Classification Search** ..... D14/485-495;  
715/700, 706, 716, 719, 721, 727, 728, 730,  
715/739, 768, 771, 773, 779, 780, 782, 793,  
715/810, 812, 819, 821, 825, 828, 829, 835,  
715/836, 837, 838, 839, 840, 841, 842, 843,  
715/845, 846, 848, 861, 864, 867, 962, 976,  
715/977; 345/902, 955, 960, 646, 473

See application file for complete search history.

(56) **References Cited**

U.S. PATENT DOCUMENTS

D568,897 S *	5/2008	Byeon	.....	D14/487
D568,898 S *	5/2008	Byeon	.....	D14/487
7,409,411 B2 *	8/2008	Sato	.....	707/104.1
D580,949 S *	11/2008	Duarte	.....	D14/488
D582,934 S *	12/2008	Byeon	.....	D14/486
D592,674 S *	5/2009	Kwag	.....	D14/486
2005/0221857 A1 *	10/2005	Miyashita et al.	.....	455/557

2007/0052712 A1 *	3/2007	Saito et al.	.....	345/473
2008/0092081 A1 *	4/2008	Jong et al.	.....	715/840
2008/0246778 A1 *	10/2008	Ham et al.	.....	345/646
2008/0259045 A1 *	10/2008	Kim et al.	.....	345/173
2008/0270941 A1 *	10/2008	Kim et al.	.....	715/830
2009/0138823 A1 *	5/2009	Bradea	.....	715/835

\* cited by examiner

*Primary Examiner*—Jennifer Rivard

*Assistant Examiner*—Angela J Lee

(74) *Attorney, Agent, or Firm*—Lexyoume IP Group, LLC.

(57) **CLAIM**

The ornamental design for a cellular phone with a graphic user interface, as shown and described.

**DESCRIPTION**

FIG. 1 is a perspective view of a cellular phone with a graphic user interface showing my new design;

FIG. 2 is a front elevational view thereof;

FIG. 3 is a rear elevational view thereof;

FIG. 4 is a left side elevational view thereof;

FIG. 5 is a right side elevational view thereof;

FIG. 6 is a top plan view thereof;

FIG. 7 is a bottom plan view thereof; and,

FIG. 8 is a front view of the cellular phone with a graphic user interface showing my new design in a state in which the cellular phone (shown in broken lines) is open when in use.

The broken lines in the drawings are for illustrative purpose only and form no part of the claimed design.

**1 Claim, 8 Drawing Sheets**

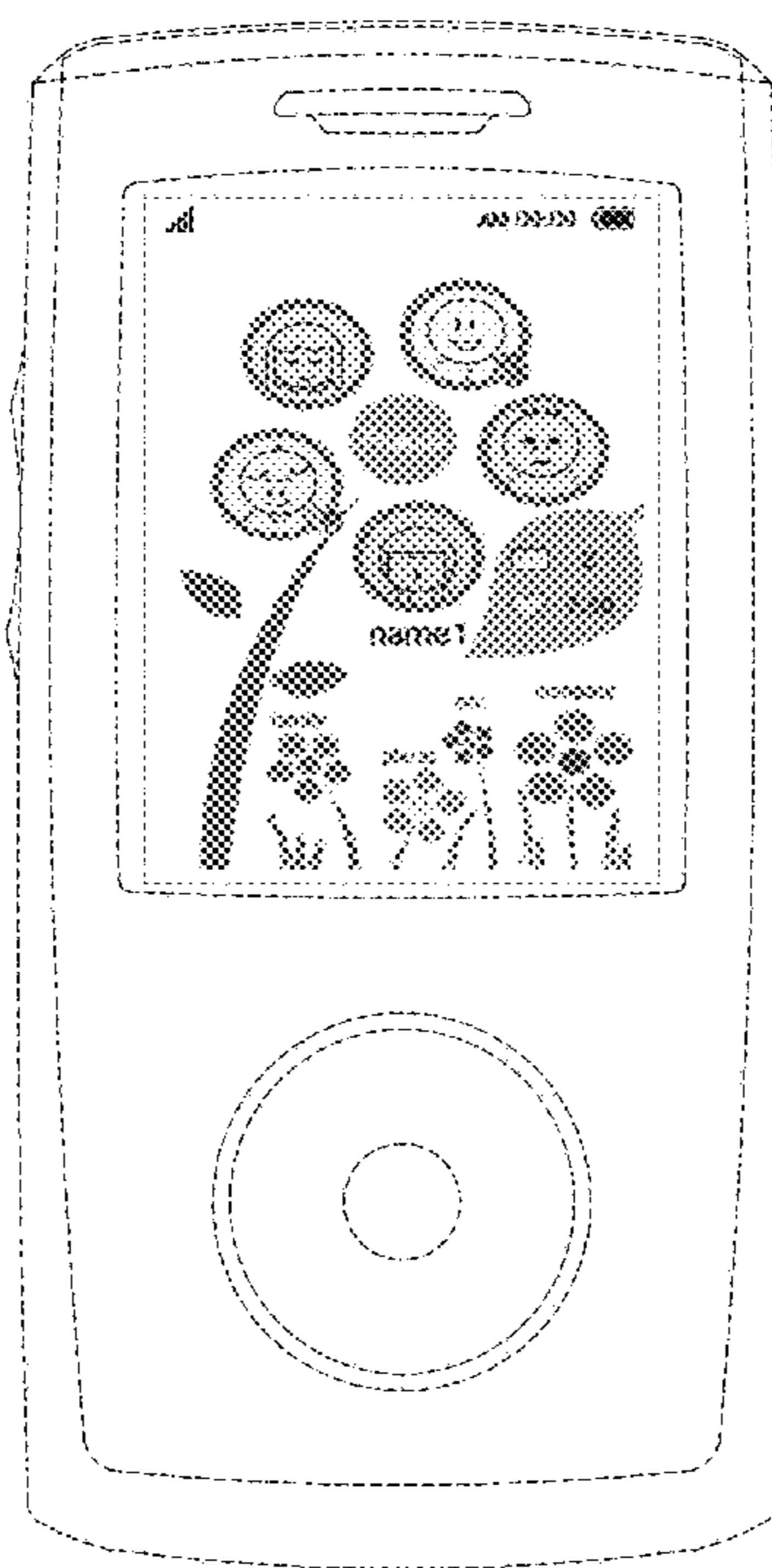


FIG. 1

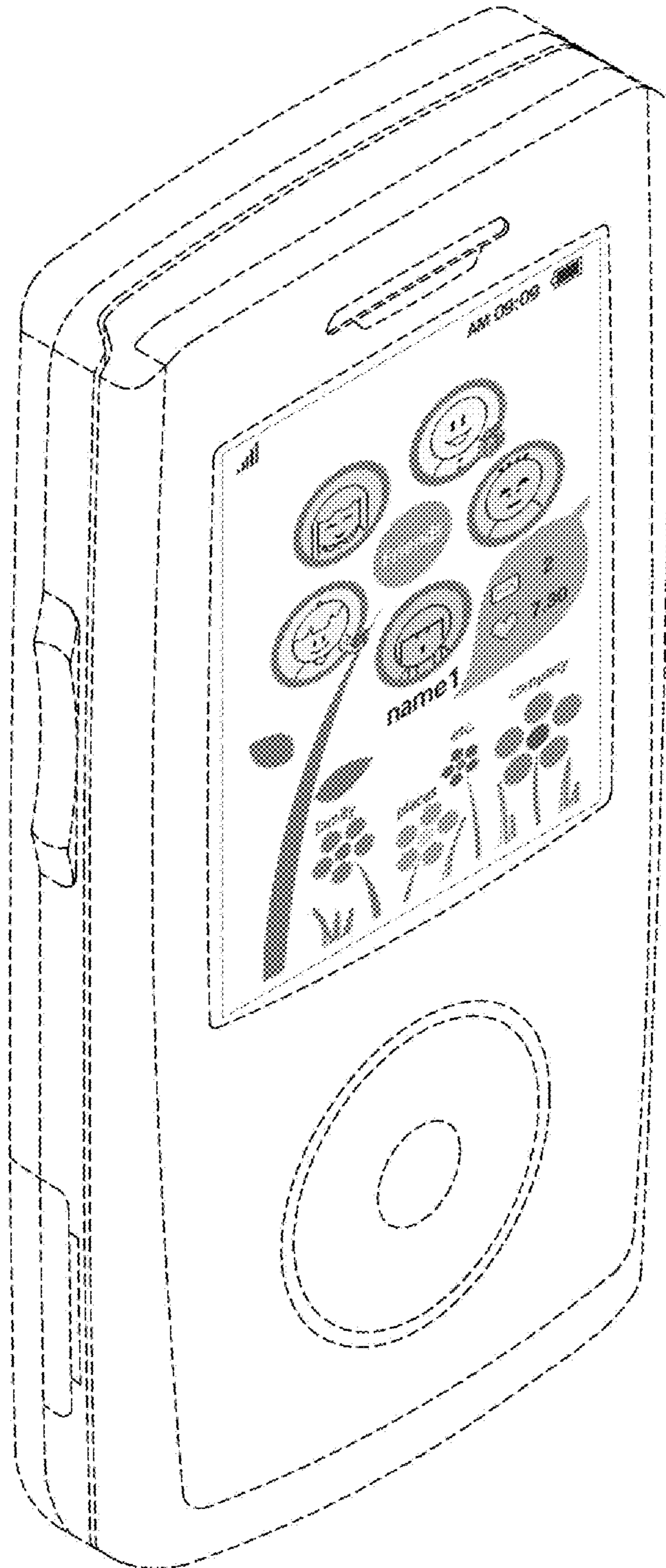


FIG. 2




FIG. 3

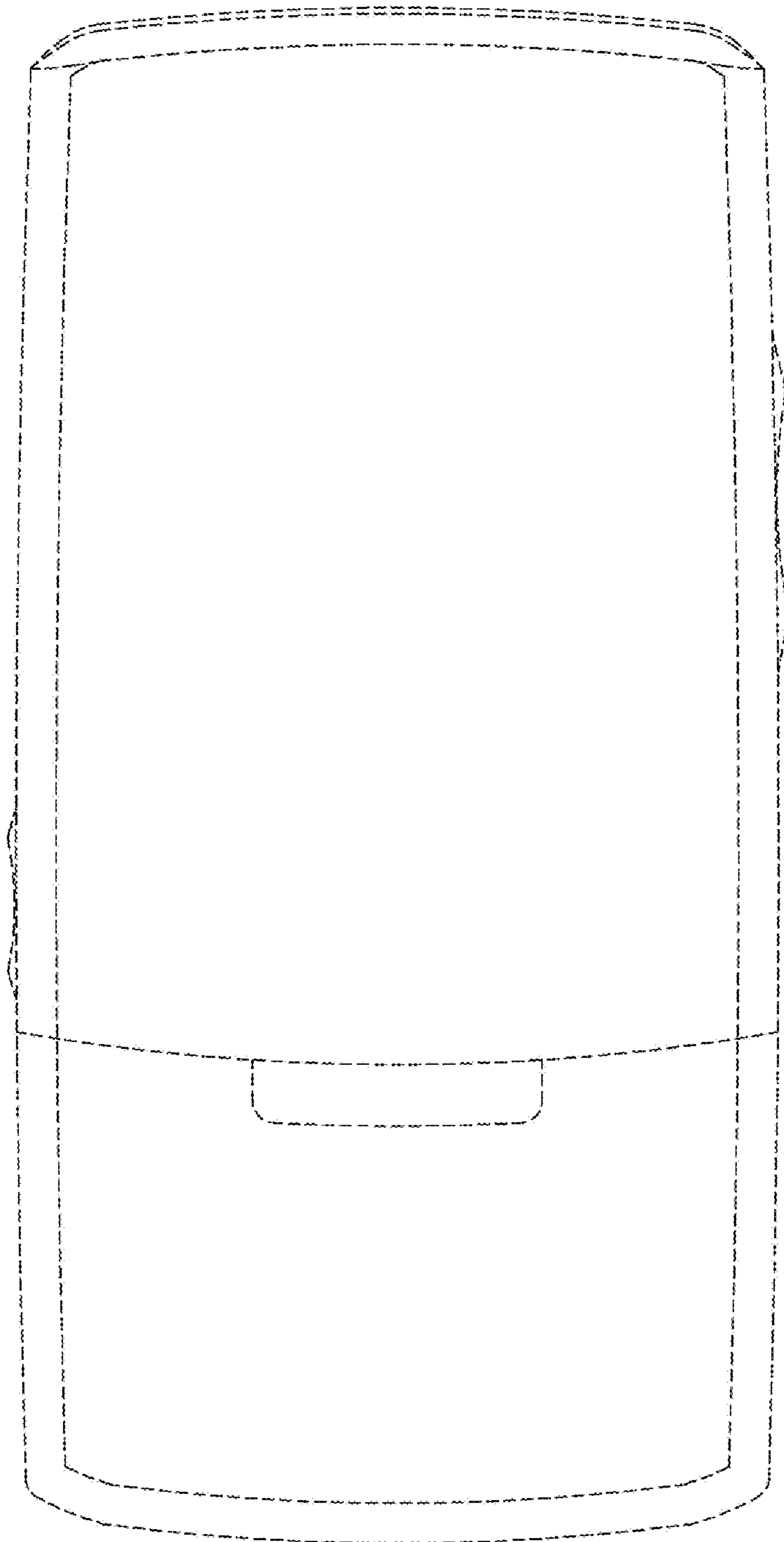


FIG. 4

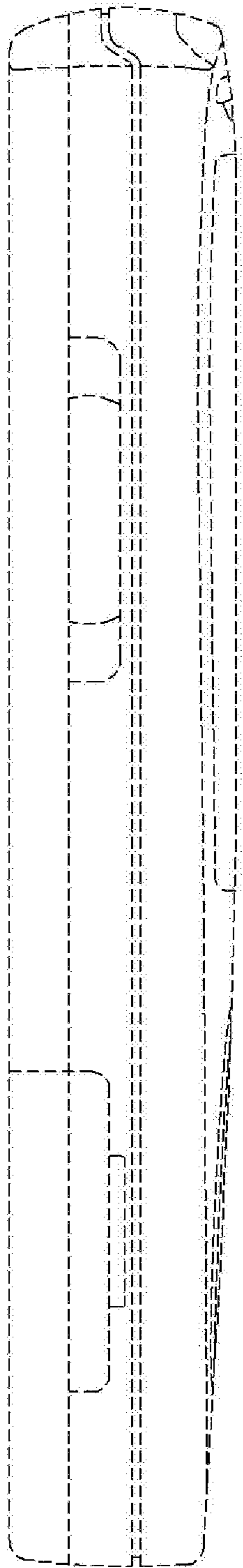


FIG. 5




FIG. 6




FIG. 7






FIG. 8

