



US00D604301S

(12) **United States Design Patent**
Manalo

(10) **Patent No.:** **US D604,301 S**

(45) **Date of Patent:** **** Nov. 17, 2009**

(54) **KEYBOARD**

(75) Inventor: **Gil Manalo**, Redmond, WA (US)

(73) Assignee: **Microsoft Corporation**, Redmond, WA (US)

(**) Term: **14 Years**

(21) Appl. No.: **29/325,649**

(22) Filed: **Oct. 3, 2008**

(51) **LOC (9) Cl.** **14-02**

(52) **U.S. Cl.** **D14/399**

(58) **Field of Classification Search** D14/390-399;
D18/1, 2, 7; 178/17 A, 17 C; 200/5 A, 5 R,
200/6 A, 6 R; 235/145 A, 145 R; 345/160,
345/168, 169, 173; 341/22, 23; 400/484-489,
400/492; D24/158

See application file for complete search history.

(56) **References Cited**

U.S. PATENT DOCUMENTS

5,228,791 A *	7/1993	Fort	400/489
D340,445 S *	10/1993	Marquardt et al.	D14/393
D347,835 S *	6/1994	Zarnowitz	D14/399
D386,172 S *	11/1997	Kawauchi et al.	D14/395
D401,924 S	12/1998	Esslinger et al.		
D408,804 S *	4/1999	Kurokawa et al.	D14/394
D440,566 S *	4/2001	Chou	D14/399
D487,267 S	3/2004	Wei		

D491,945 S *	6/2004	Sheehan et al.	D14/399
D516,558 S	3/2006	Neal et al.		
D523,146 S	6/2006	Ogiwara		
D554,258 S	10/2007	Ogiwara		
2005/0140654 A1	6/2005	Chen		
2007/0285395 A1 *	12/2007	Hargreaves et al.	345/168

OTHER PUBLICATIONS

Cyborg Keyboard, <http://www.saitek.com/UK/PROD/cykey.htm>, printed Jun. 24, 2009, keyboard believed to have been available prior to Oct. 3, 2008.

* cited by examiner

Primary Examiner—Freda S Nunn

(74) *Attorney, Agent, or Firm*—Banner & Witcoff, Ltd

(57) **CLAIM**

The ornamental design for a keyboard, as shown and described.

DESCRIPTION

FIG. 1 is a front perspective view of a keyboard showing my new design;

FIG. 2 is a top plan view thereof;

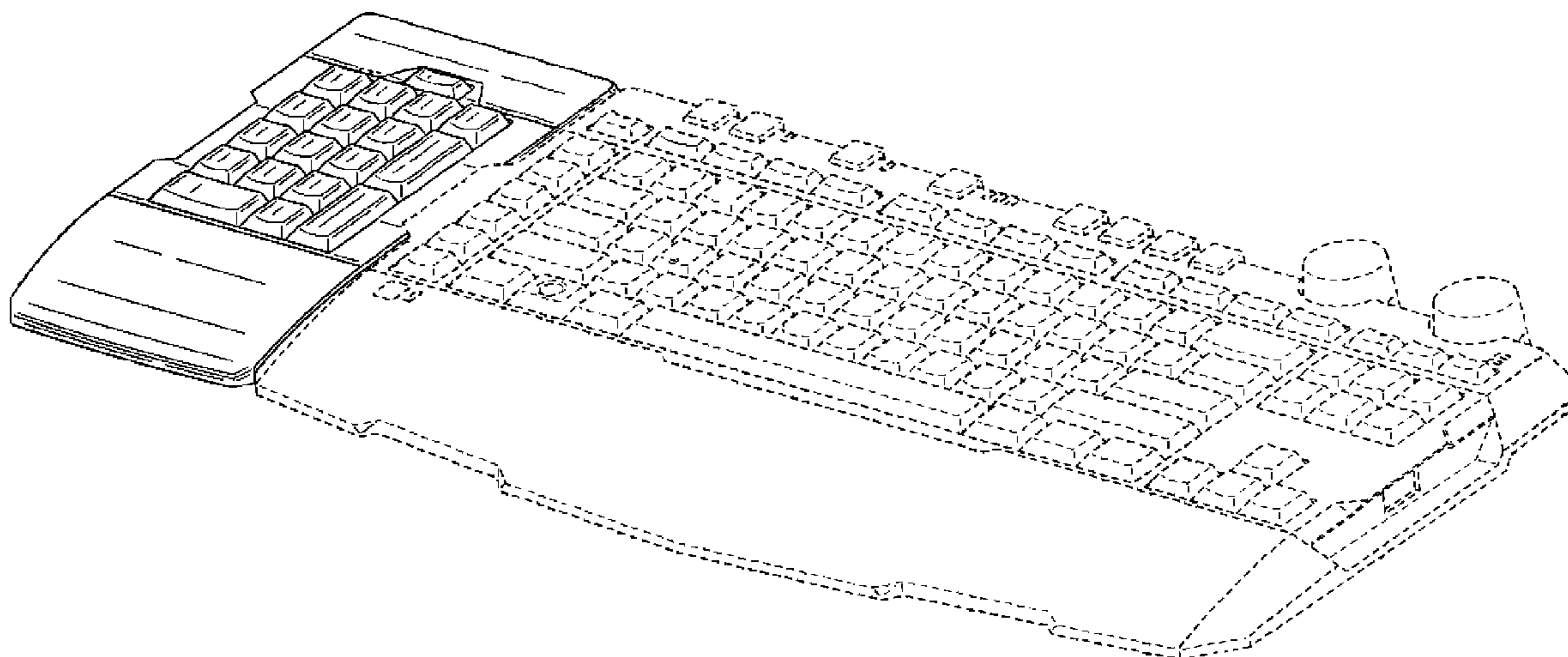
FIG. 3 is a front view thereof;

FIG. 4 is a rear view thereof; and,

FIG. 5 is a left side view thereof.

Broken lines shown in the drawings illustrate portions of the keyboard, and form no part of the claimed design.

1 Claim, 4 Drawing Sheets



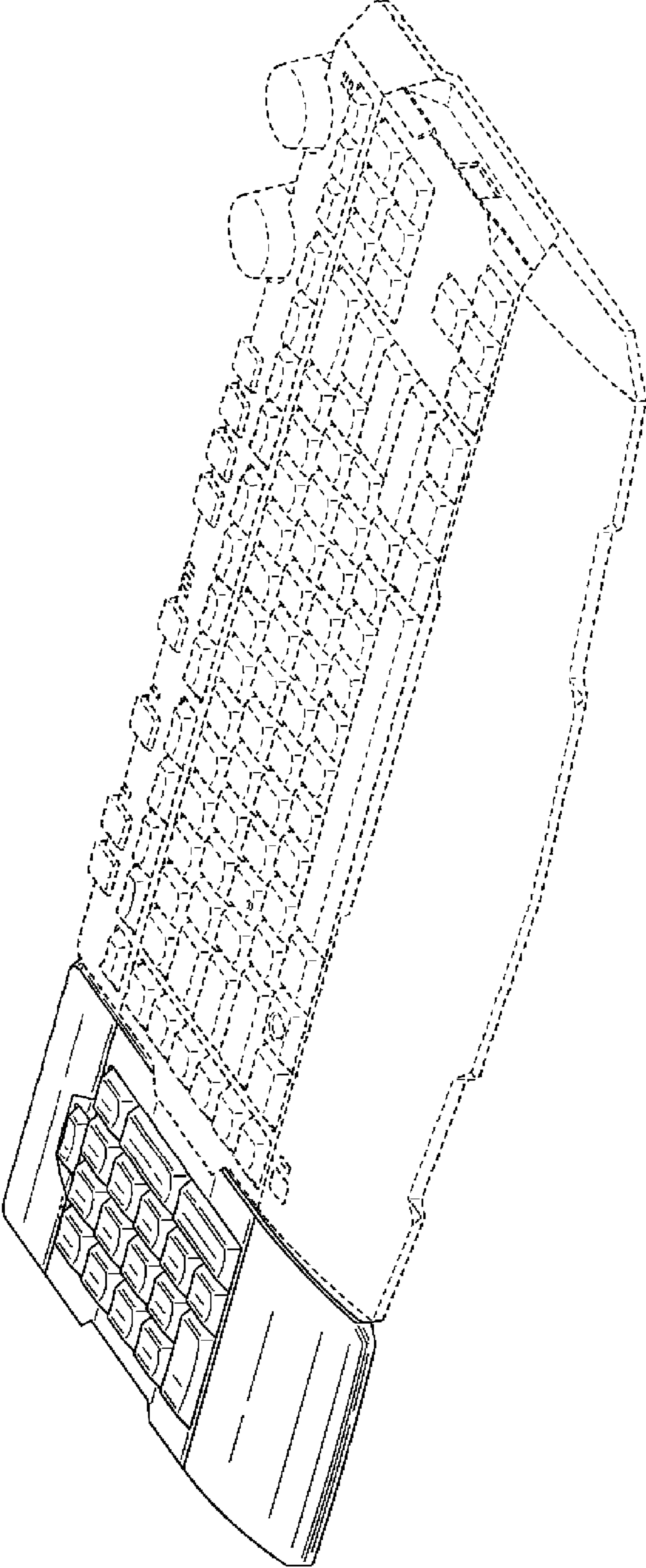


FIG. 1

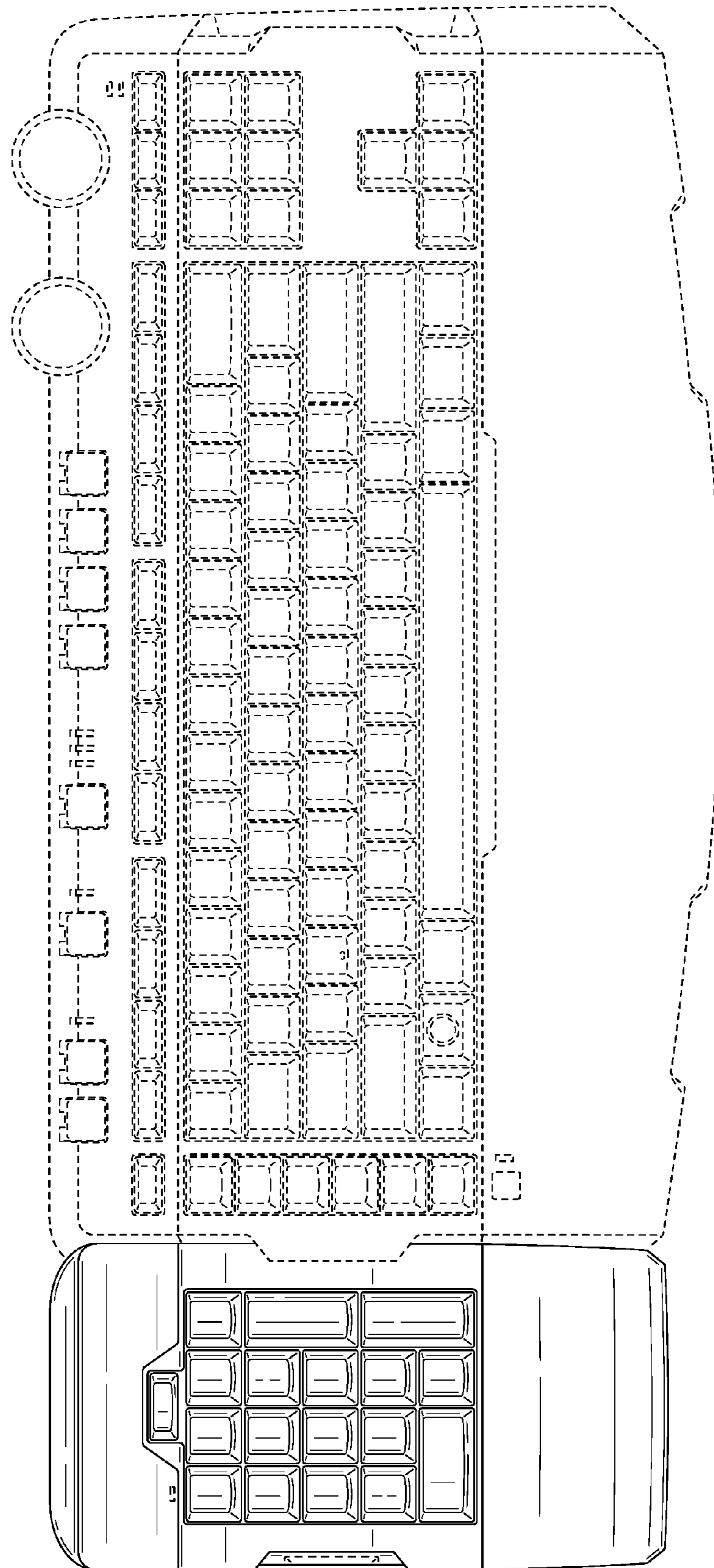


FIG. 2

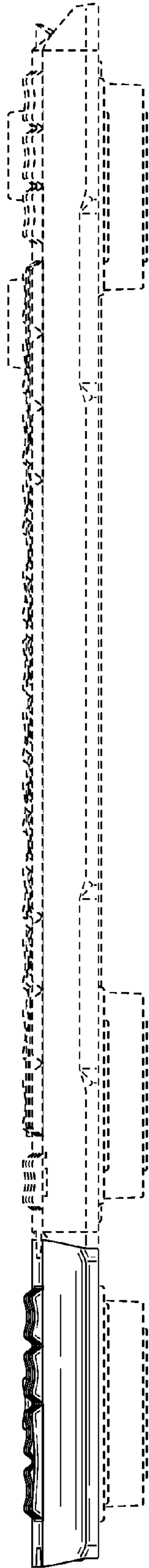


FIG. 3

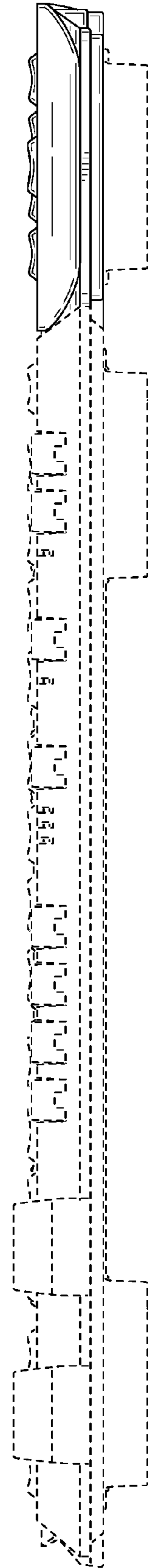


FIG. 4

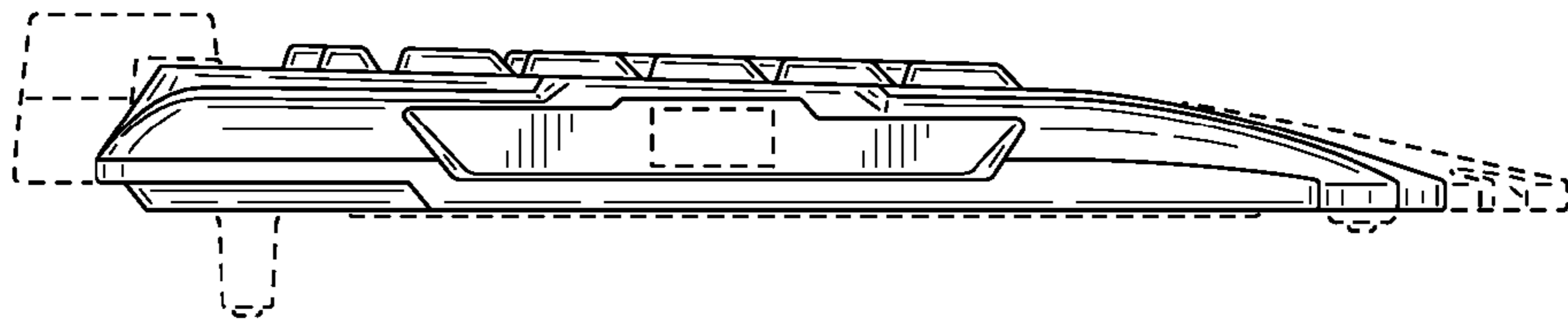


FIG. 5