



US00D604282S

(12) **United States Design Patent**  
**Nuovo et al.**

(10) **Patent No.:** **US D604,282 S**

(45) **Date of Patent:** **\*\* \*Nov. 17, 2009**

(54) **SET OF KEYS FOR A HANDSET**

D569,859 S \* 5/2008 Nuovo ..... D14/247

(75) Inventors: **Frank Nuovo**, Los Angeles, CA (US);  
**Jonathan Dry**, Newbury Park, CA (US)

(Continued)

(73) Assignee: **Nokia Corporation**, Espoo (FI)

FOREIGN PATENT DOCUMENTS

(\*\*) Term: **14 Years**

WO DM/068212 \* 10/2006  
WO DM/069695 \* 12/2007

(21) Appl. No.: **29/305,976**

OTHER PUBLICATIONS

(22) Filed: **Mar. 31, 2008**

Nokia 8910i, announced 1<sup>st</sup> quarter 2003, [online], [retrieved on Feb. 16, 2007]. Retrieved from Internet ,<URL: <http://www.gsmarena.com>>.\*

(51) **LOC (9) Cl.** ..... **14-03**

(52) **U.S. Cl.** ..... **D14/247**

(58) **Field of Classification Search** ..... D14/137,  
D14/138 R, 138 AA, 138 AB, 138 AC, 138 AD,  
D14/138 C, 138 G, 147, 191, 218, 247–248,  
D14/341–347, 455, 496; D10/65, 78, 104;  
D13/168; D18/7; 455/556.1, 566, 575.1,  
455/575.3; 345/169

Vertu Signature, 1 color sheet of photographs, disclosed on or about 2006.

*Primary Examiner*—Jeffrey D Asch  
*Assistant Examiner*—Bridget L Eland  
(74) *Attorney, Agent, or Firm*—Banner & Witcoff, Ltd.

See application file for complete search history.

(57) **CLAIM**

(56) **References Cited**

The ornamental design for a set of keys for a handset, as shown and described.

U.S. PATENT DOCUMENTS

**DESCRIPTION**

D261,773 S \* 11/1981 Ichikawa et al. .... D18/7  
D430,151 S \* 8/2000 Frye et al. .... D14/247  
D455,738 S \* 4/2002 Kolinen ..... D14/247  
D461,801 S \* 8/2002 Nuovo ..... D14/247  
D462,344 S \* 9/2002 Nuovo ..... D14/247  
D465,483 S \* 11/2002 Nuovo ..... D14/248  
D466,889 S \* 12/2002 Takada ..... D14/247  
D481,712 S \* 11/2003 Lehtonen ..... D14/247  
D485,547 S \* 1/2004 Olson et al. .... D14/218  
D489,718 S \* 5/2004 Kataoka ..... D14/346  
D491,929 S \* 6/2004 Nuovo et al. .... D14/247  
D499,720 S \* 12/2004 Majanen ..... D14/247  
D504,682 S \* 5/2005 Kettula et al. .... D14/247  
6,965,789 B2 \* 11/2005 Hauge et al. .... 455/575.1  
D539,791 S \* 4/2007 Sheu ..... D14/247  
D542,259 S \* 5/2007 Cho et al. .... D14/138 AA  
D543,530 S \* 5/2007 Ahn et al. .... D14/138 AA  
D547,743 S \* 7/2007 Kim et al. .... D14/138 AA  
D567,785 S \* 4/2008 Lee et al. .... D14/138 AB  
D568,849 S 5/2008 Nuovo

FIG. 1 is a front perspective view of a set of keys for a handset showing our new design;

FIG. 2 is a front view thereof;

FIG. 3 is a right side view thereof;

FIG. 4 is a left side view thereof;

FIG. 5 is an enlarged front perspective view of the set of keys shown in FIG. 1;

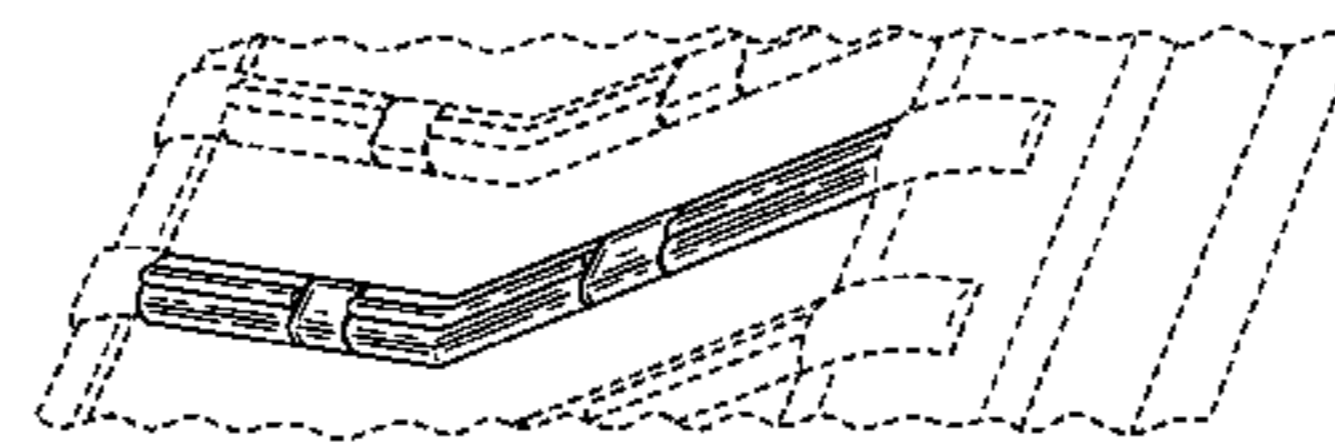
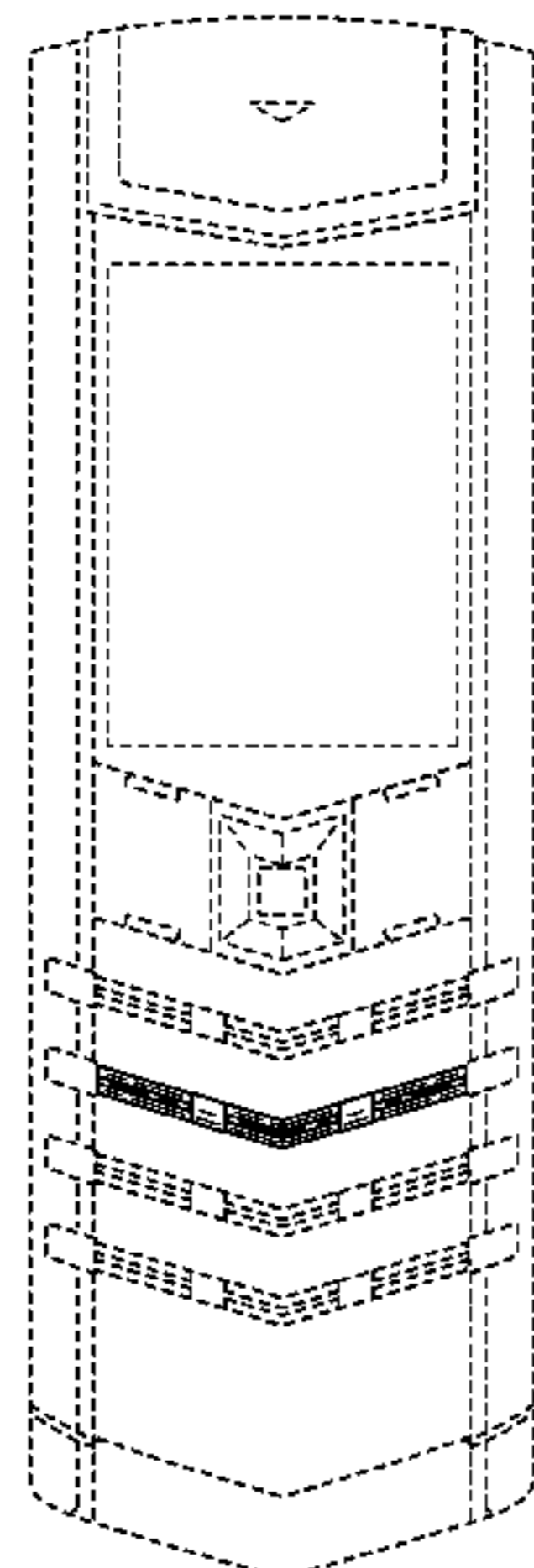
FIG. 6 is an enlarged front view thereof;

FIG. 7 is an enlarged right side view thereof; and,

FIG. 8 is an enlarged left side view thereof.

The broken line showing of the remainder of the handset is directed to environment, is for illustrative purposes only, and forms no part of the claimed design.

**1 Claim, 4 Drawing Sheets**



# US D604,282 S

Page 2

---

U.S. PATENT DOCUMENTS							
				2004/0087333	A1*	5/2004	Hutchison et al. .... 455/550.1
D575,753	S	*	8/2008	Lee et al. ....	D14/138		
7,424,214	B2	*	9/2008	Kim et al. ....	396/72		
D578,502	S	*	10/2008	Kim et al. ....	D14/138 AA		
							* cited by examiner

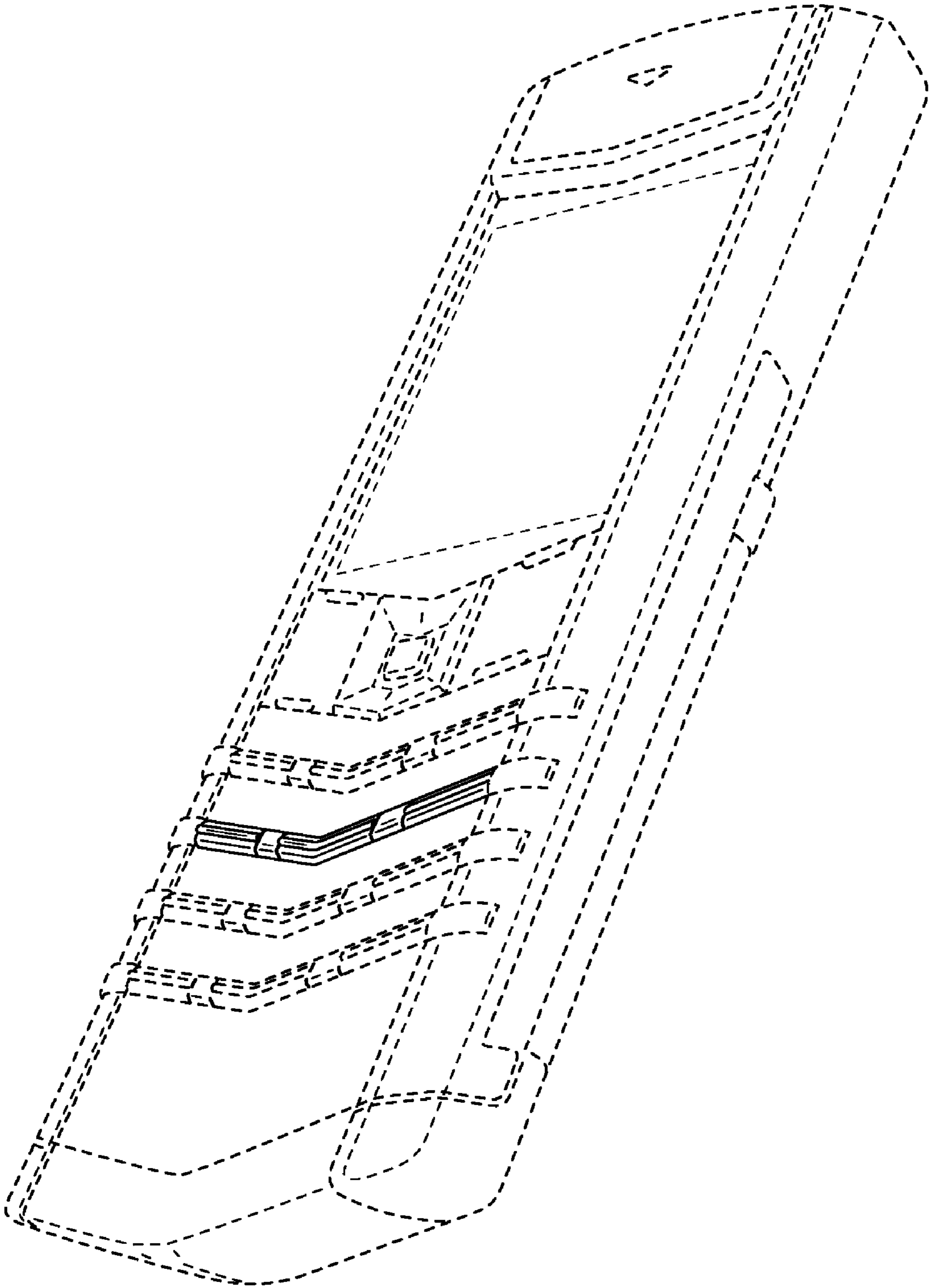


FIG. 1

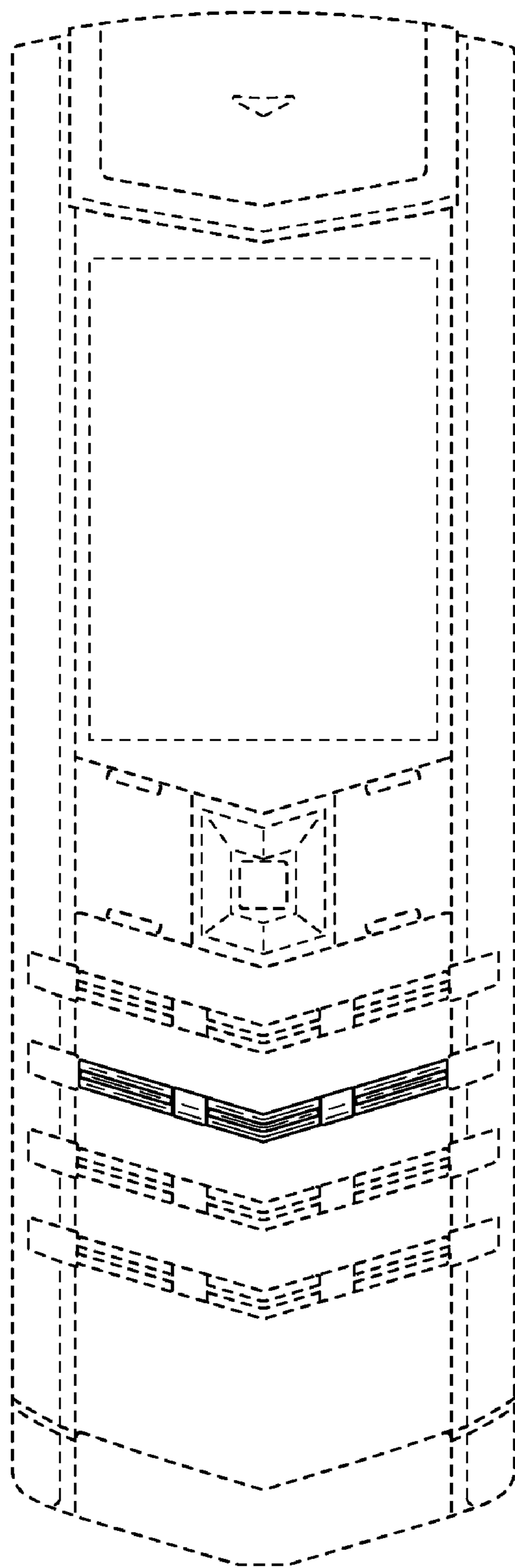


FIG. 2




FIG. 3




FIG. 4

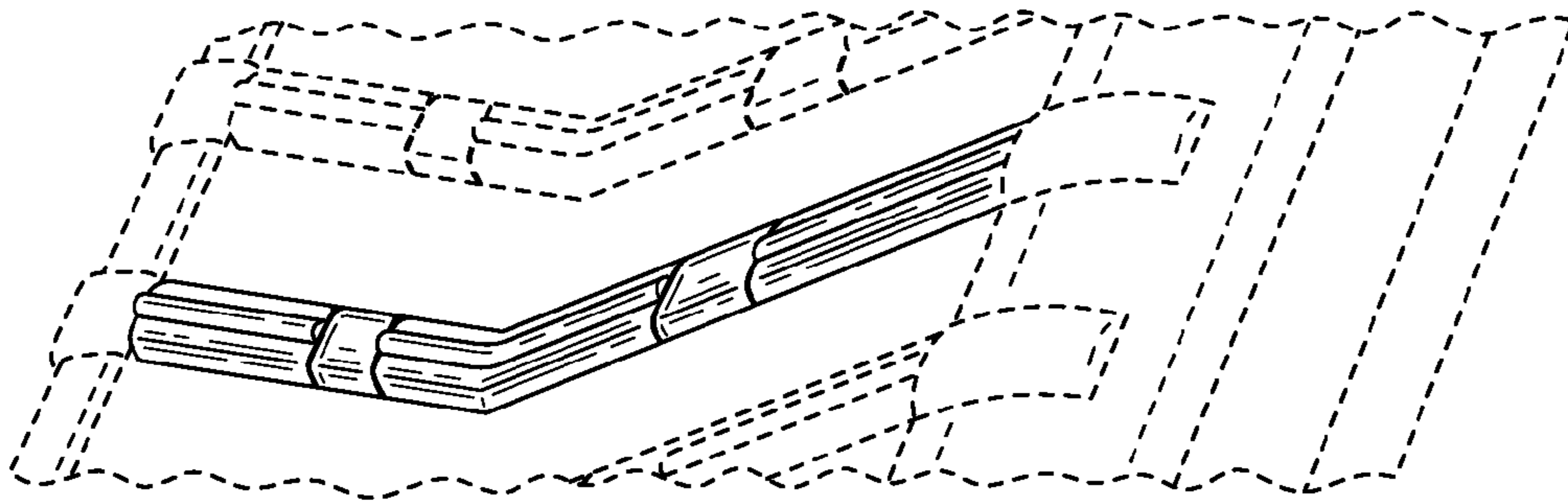


FIG. 5

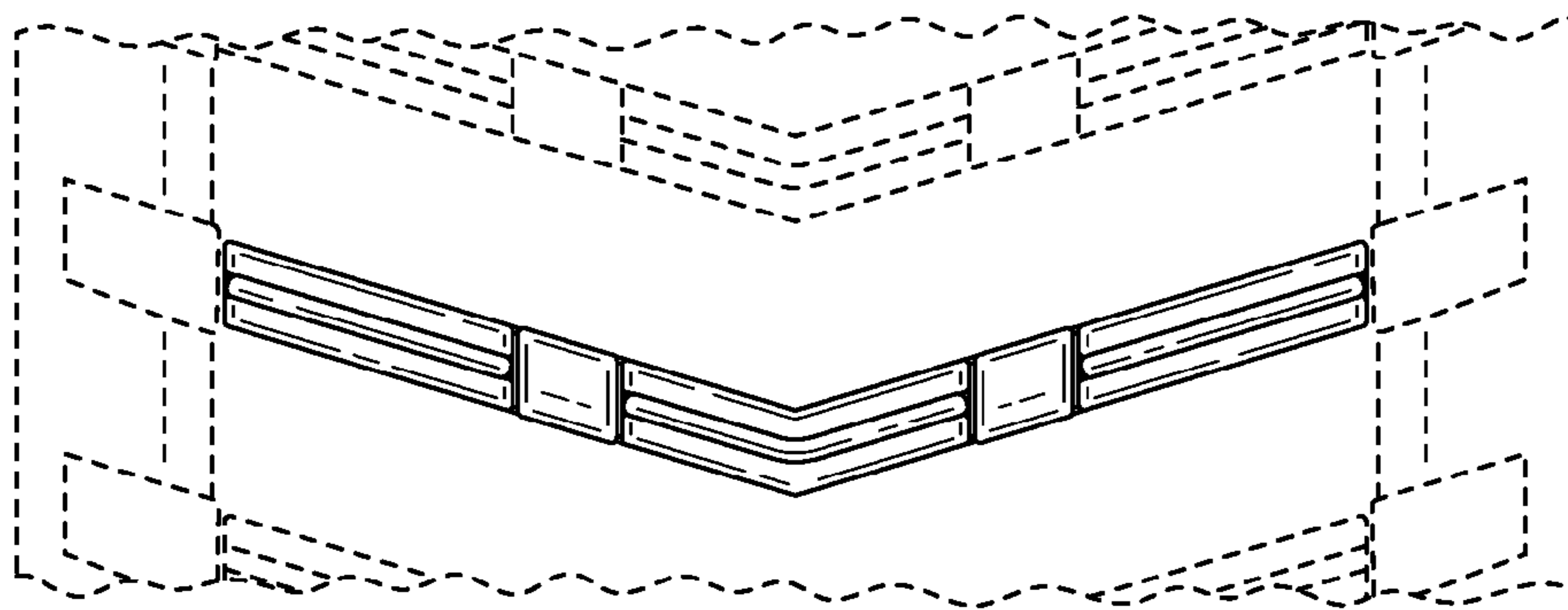


FIG. 6

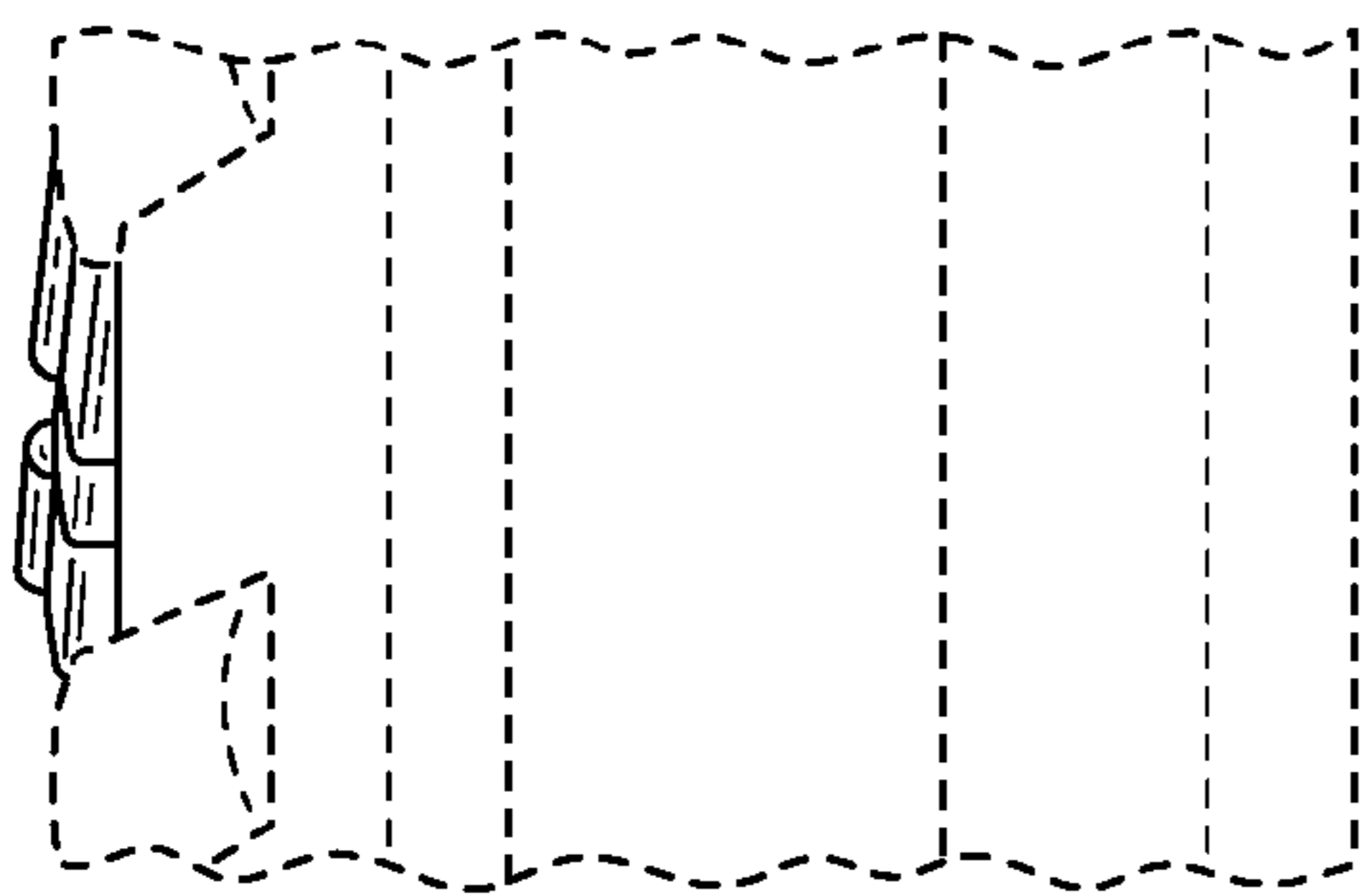


FIG. 7

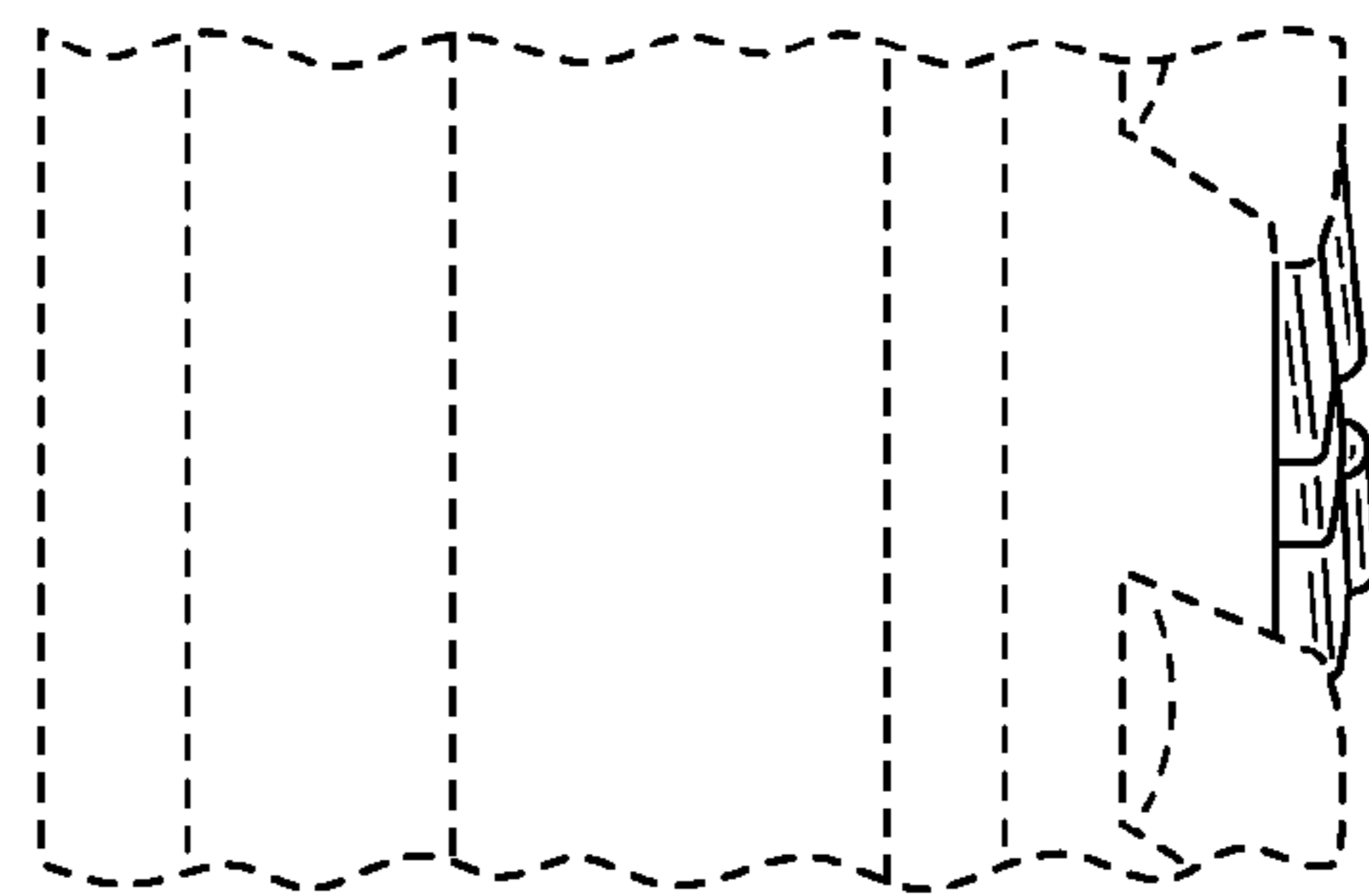


FIG. 8