



US00D604270S

(12) **United States Design Patent**
Moeggenberg et al.

(10) **Patent No.:** **US D604,270 S**

(45) **Date of Patent:** **** Nov. 17, 2009**

(54) **PORTABLE SPEAKER SYSTEM**

(75) Inventors: **Sarah Moeggenberg**, Northville, MI (US); **Mordechai Lev**, West Bloomfield, MI (US); **Roman S Ferber**, West Bloomfield, MI (US)

(73) Assignee: **FKA Distributing Co.**, Commerce Township, MI (US)

(**) Term: **14 Years**

(21) Appl. No.: **29/327,238**

(22) Filed: **Nov. 3, 2008**

(51) **LOC (9) Cl.** **14-01**

(52) **U.S. Cl.** **D14/215**

(58) **Field of Classification Search** D14/204,
D14/210–216, 172, 496; 181/143–144, 147–148,
181/150–153, 157, 198–199; 381/300–303,
381/306, 332–333, 336, 345, 361–364, 386–388;
D3/218

See application file for complete search history.

(56) **References Cited**

U.S. PATENT DOCUMENTS

D483,349 S * 12/2003 Murakami D14/215

D491,167 S * 6/2004 Yokoyama D14/215

D540,779 S * 4/2007 Joseph D14/211
D542,287 S * 5/2007 Chung et al. D14/252
D542,776 S * 5/2007 Dayan D14/215
D566,130 S * 4/2008 Entner D14/496

* cited by examiner

Primary Examiner—Nanda Bondade

(74) *Attorney, Agent, or Firm*—Fraser Clemens Martin & Miller PLLC; J. Douglas Miller

(57) **CLAIM**

The ornamental design for a portable speaker system, as shown and described.

DESCRIPTION

FIG. 1 is a perspective view of a portable speaker system incorporating our new design;

FIG. 2 is a left side elevational view thereof;

FIG. 3 is a right side elevational view thereof;

FIG. 4 is a bottom plan view thereof;

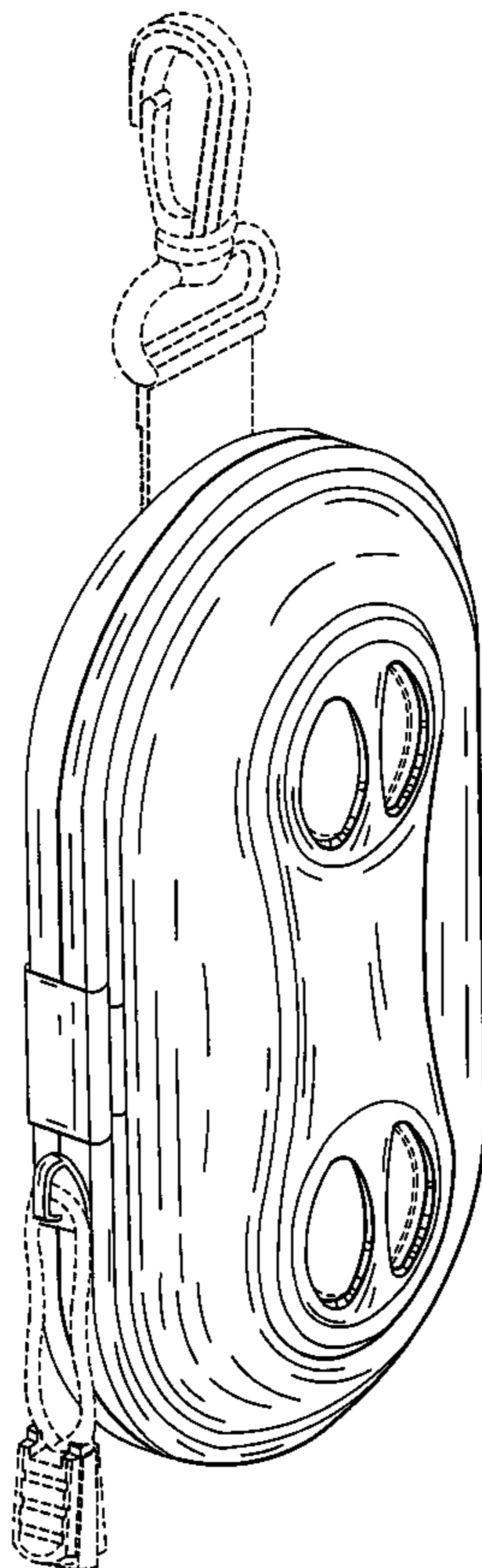
FIG. 5 is a top plan view thereof;

FIG. 6 is a front elevational view thereof; and,

FIG. 7 is a rear elevational view thereof.

The broken lines in the drawings are for illustrative purposes only and form no part of the claimed design.

1 Claim, 5 Drawing Sheets



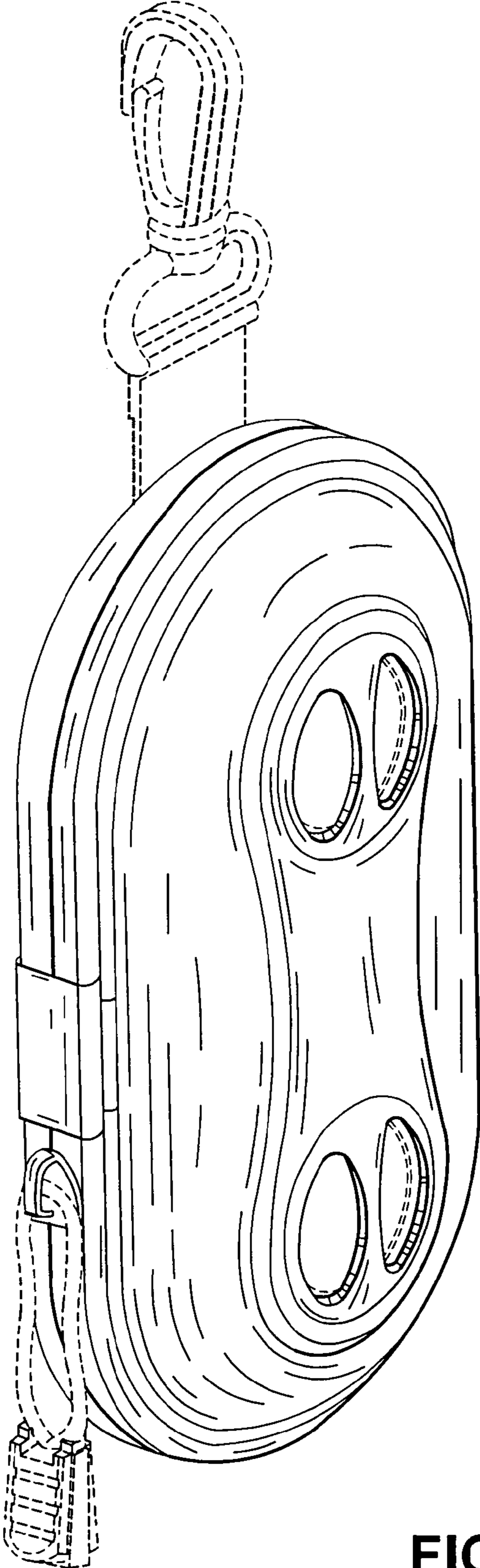


FIG. 1

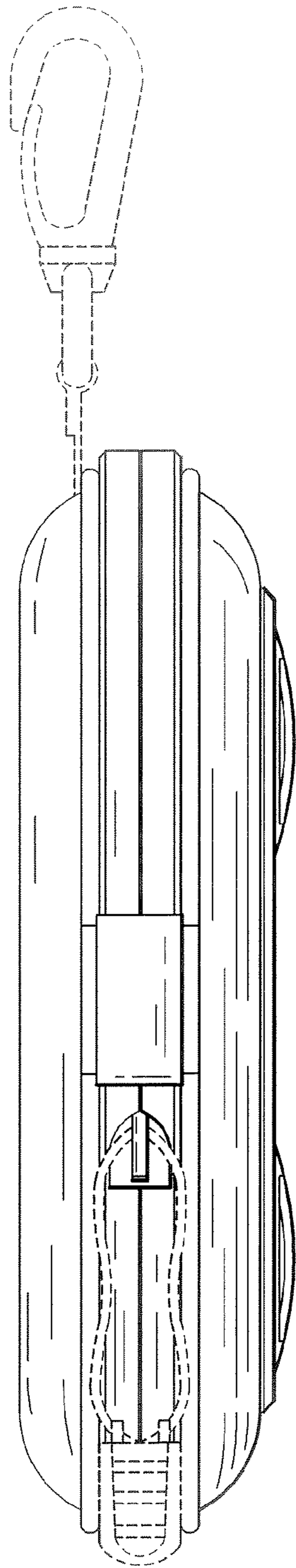


FIG. 2

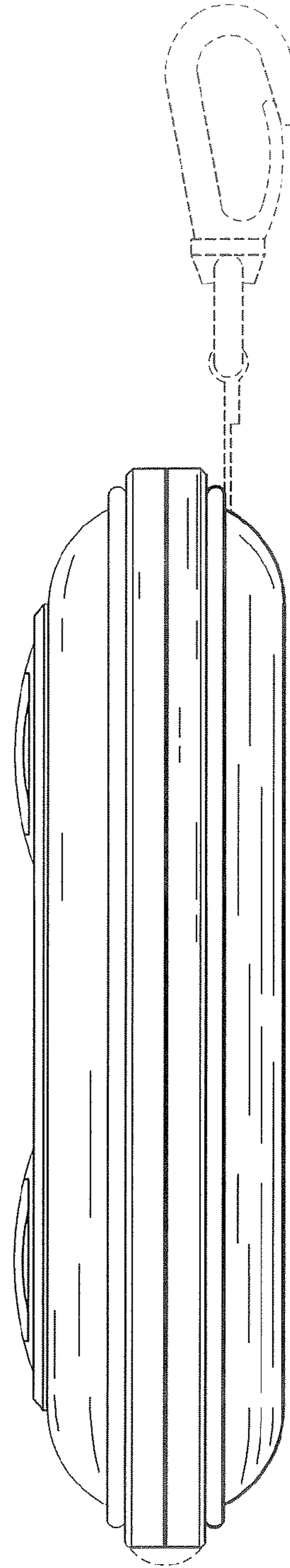


FIG. 3




FIG. 4

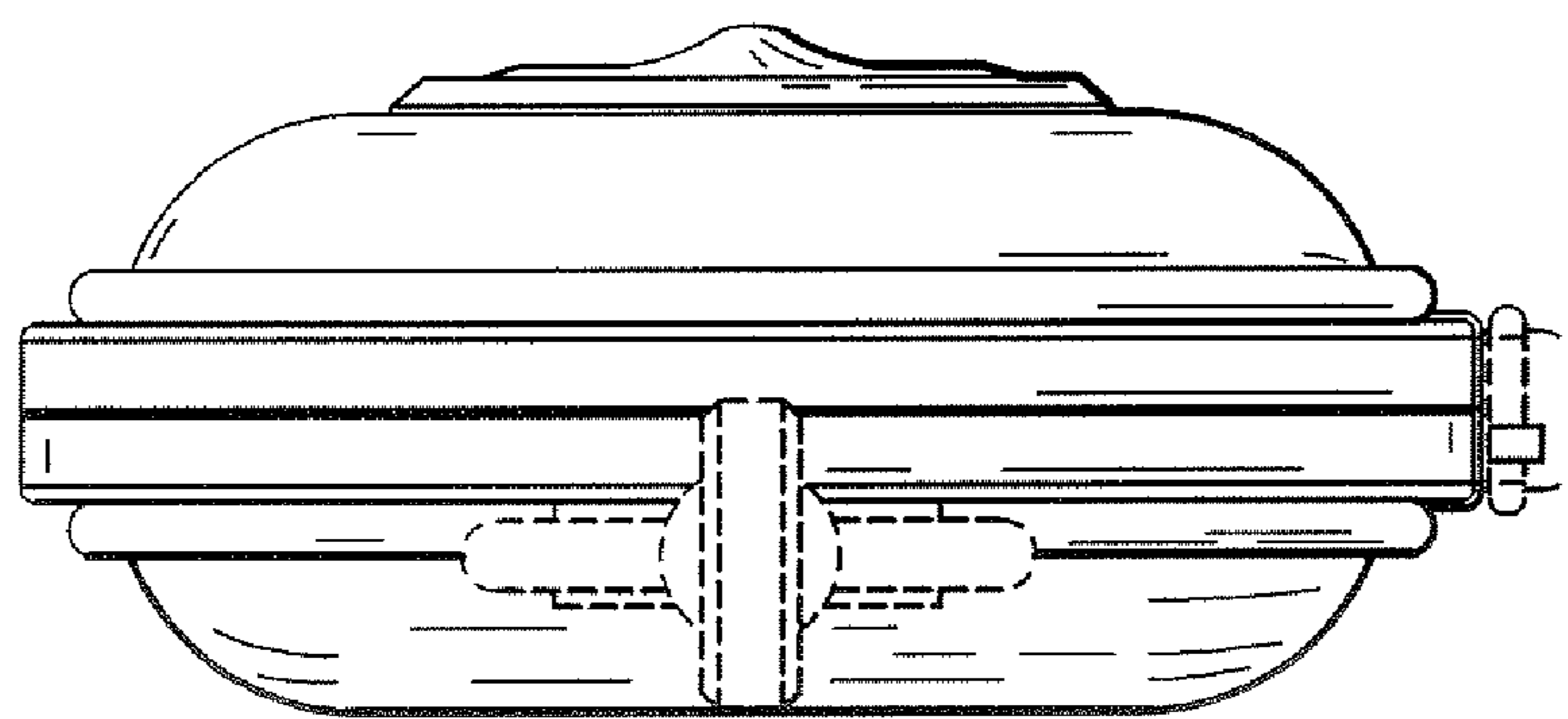


FIG. 5

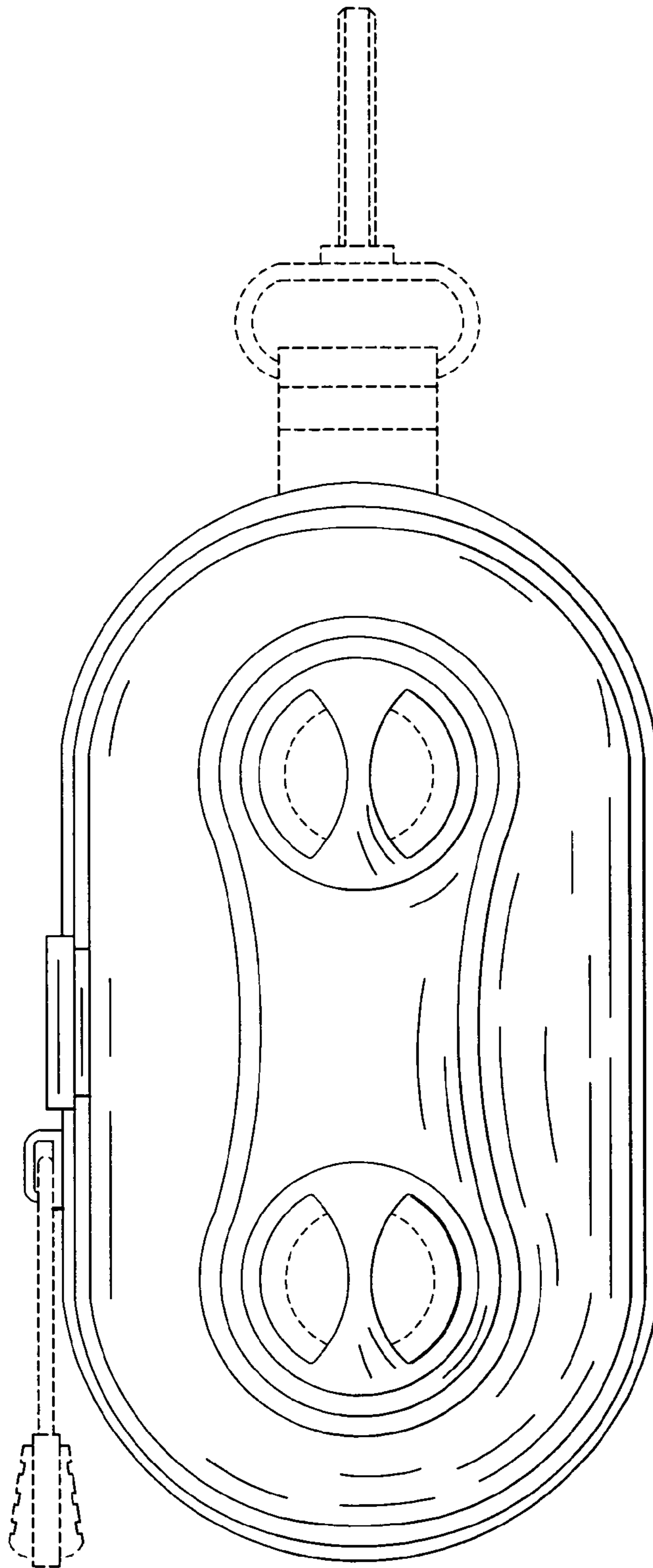


FIG. 6

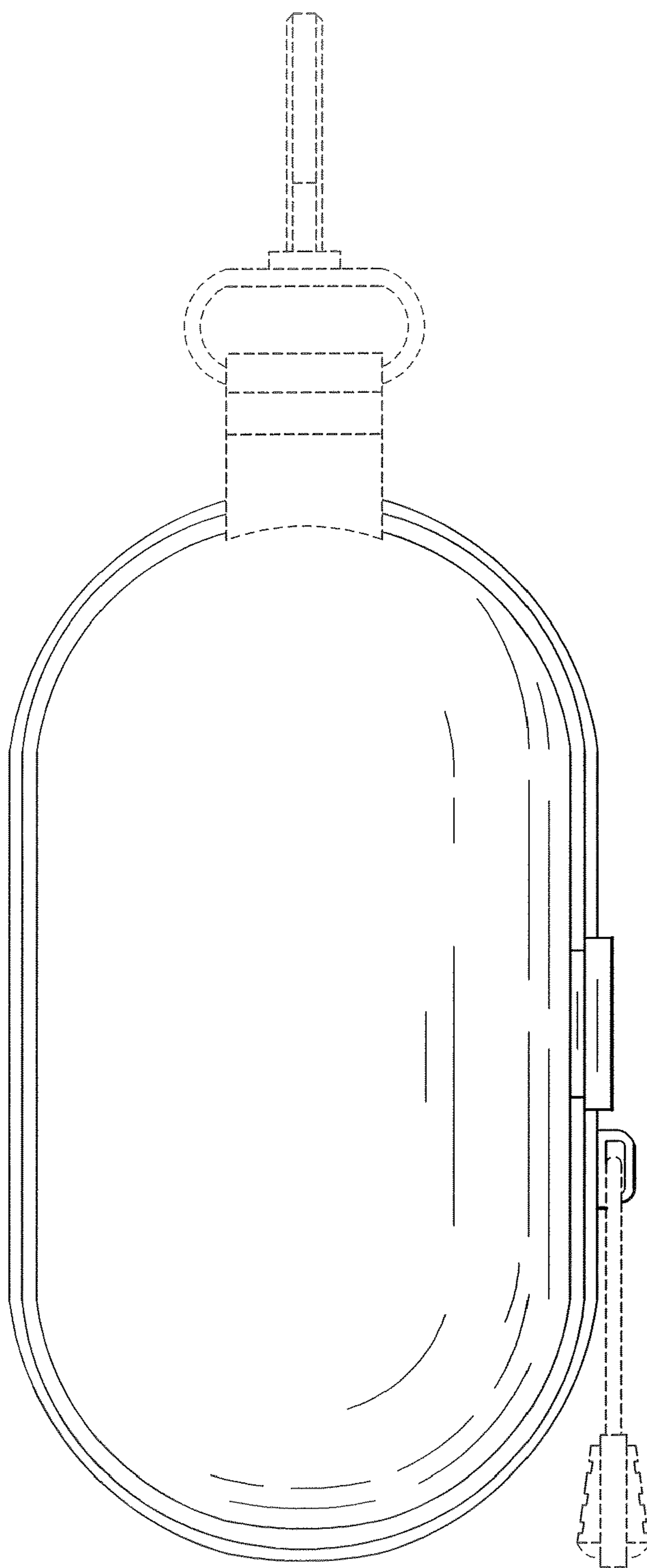


FIG. 7