



US00D604255S

(12) **United States Design Patent**
King

(10) **Patent No.:** **US D604,255 S**

(45) **Date of Patent:** **** Nov. 17, 2009**

(54) **HEAT SINK**

(75) Inventor: **Leslie Charles King**, Loganville, GA
(US)

(73) Assignee: **ABL IP Holding LLC**, Conyers, GA
(US)

(**) Term: **14 Years**

(21) Appl. No.: **29/326,712**

(22) Filed: **Oct. 23, 2008**

(51) **LOC (9) Cl.** **13-03**

(52) **U.S. Cl.** **D13/179**

(58) **Field of Classification Search** D13/179,
D13/180; 165/80.3, 104.33, 151, 122, 185;
257/706, 707, 718-722; 361/687, 695, 697,
361/700, 702, 704, 709, 710, 711, 719; 362/294,
362/373

See application file for complete search history.

(56) **References Cited**

U.S. PATENT DOCUMENTS

4,715,438	A	12/1987	Gabuzda et al.	
4,933,746	A	6/1990	King	
D313,399	S	1/1991	Earl et al.	
4,985,815	A *	1/1991	Endo	362/294
D315,832	S	4/1991	Rocheleau et al.	
D338,449	S	8/1993	Sahyoun	
D368,253	S *	3/1996	Graves	D13/179
D381,011	S *	7/1997	Widmayer et al.	D13/179
5,794,685	A	8/1998	Dean	
D403,666	S *	1/1999	Maack et al.	D13/179
5,910,694	A *	6/1999	Yokozawa et al.	310/89
D427,946	S	7/2000	Kuo-An	
6,152,214	A	11/2000	Wagner	
D449,587	S *	10/2001	Cronin	D13/179
6,324,059	B1	11/2001	Werner	
6,385,047	B1	5/2002	McCullough et al.	
6,397,941	B1 *	6/2002	McCullough	165/185
D465,462	S	11/2002	Hsieh	

6,487,077	B1	11/2002	Lin	
6,543,522	B1	4/2003	Hegde	
D481,688	S	11/2003	Lee et al.	
6,657,862	B2	12/2003	Crocker et al.	
D490,383	S	5/2004	Tan et al.	
7,113,403	B2	9/2006	Kuo et al.	
7,193,849	B2	3/2007	Xu et al.	
D573,111	S *	7/2008	Liu et al.	D13/179
2003/0131970	A1	7/2003	Carter et al.	
2007/0014089	A1 *	1/2007	Huang	361/695
2007/0201232	A1 *	8/2007	Chen	362/294
2007/0230186	A1 *	10/2007	Chien	362/294
2007/0253202	A1 *	11/2007	Wu et al.	362/294
2008/0037255	A1 *	2/2008	Wang	362/294
2008/0149305	A1 *	6/2008	Chen	165/80.3
2008/0175003	A1 *	7/2008	Tsou et al.	362/294
2009/0103308	A1 *	4/2009	Xu et al.	362/294

* cited by examiner

Primary Examiner—Selina Sikder

(74) *Attorney, Agent, or Firm*—Kilpatrick Stockton, LLP

(57) **CLAIM**

The ornamental design for a heat sink, as shown and described.

DESCRIPTION

FIG. 1 shows a top plan view of a heat sink.

FIG. 2 shows a front elevation view of the heat sink of FIG. 1, the rear view being a mirror image of the front view.

FIG. 3 shows a bottom plan view of the heat sink of FIG. 1.

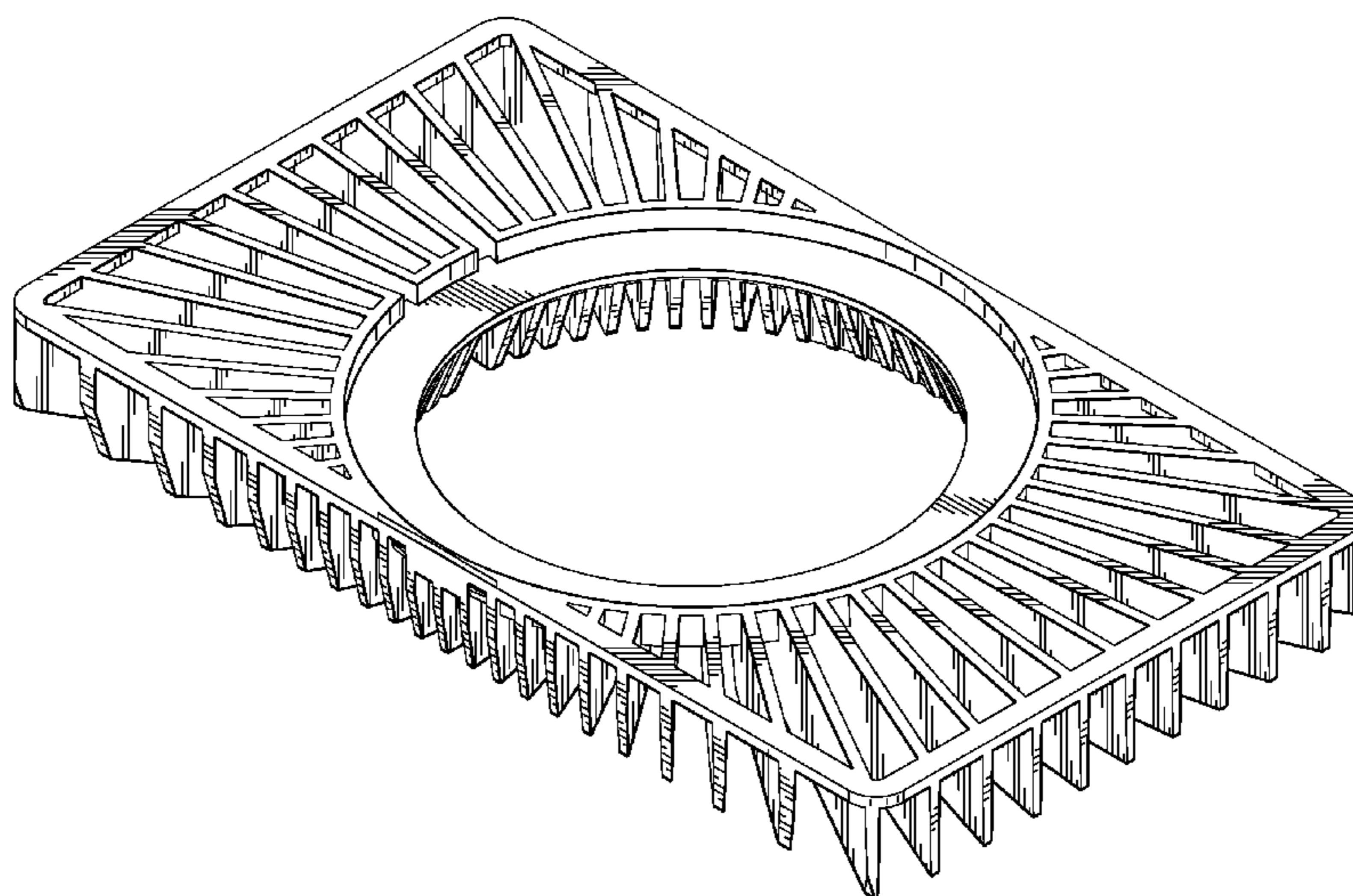
FIG. 4 shows a left side elevation view of the heat sink of FIG. 1, the right side being a mirror image of the left side.

FIG. 5 shows a top perspective view of the heat sink of FIG. 1; and,

FIG. 6 shows a bottom perspective view of the heat sink of FIG. 1.

Portions or features of the lighting component shown in broken lines in the drawings form no part of the claimed design.

1 Claim, 6 Drawing Sheets






FIG. 1

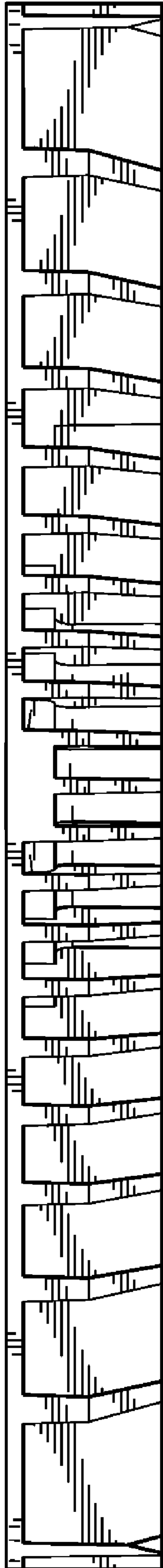


FIG. 2




FIG. 3

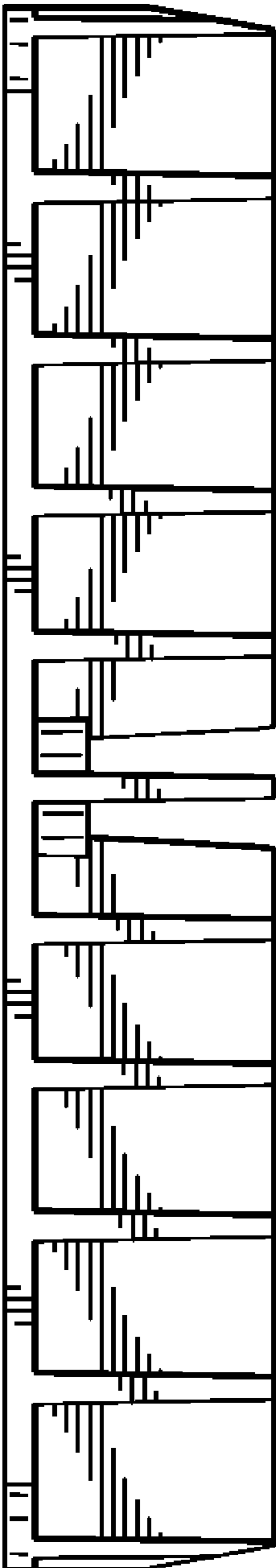


FIG. 4

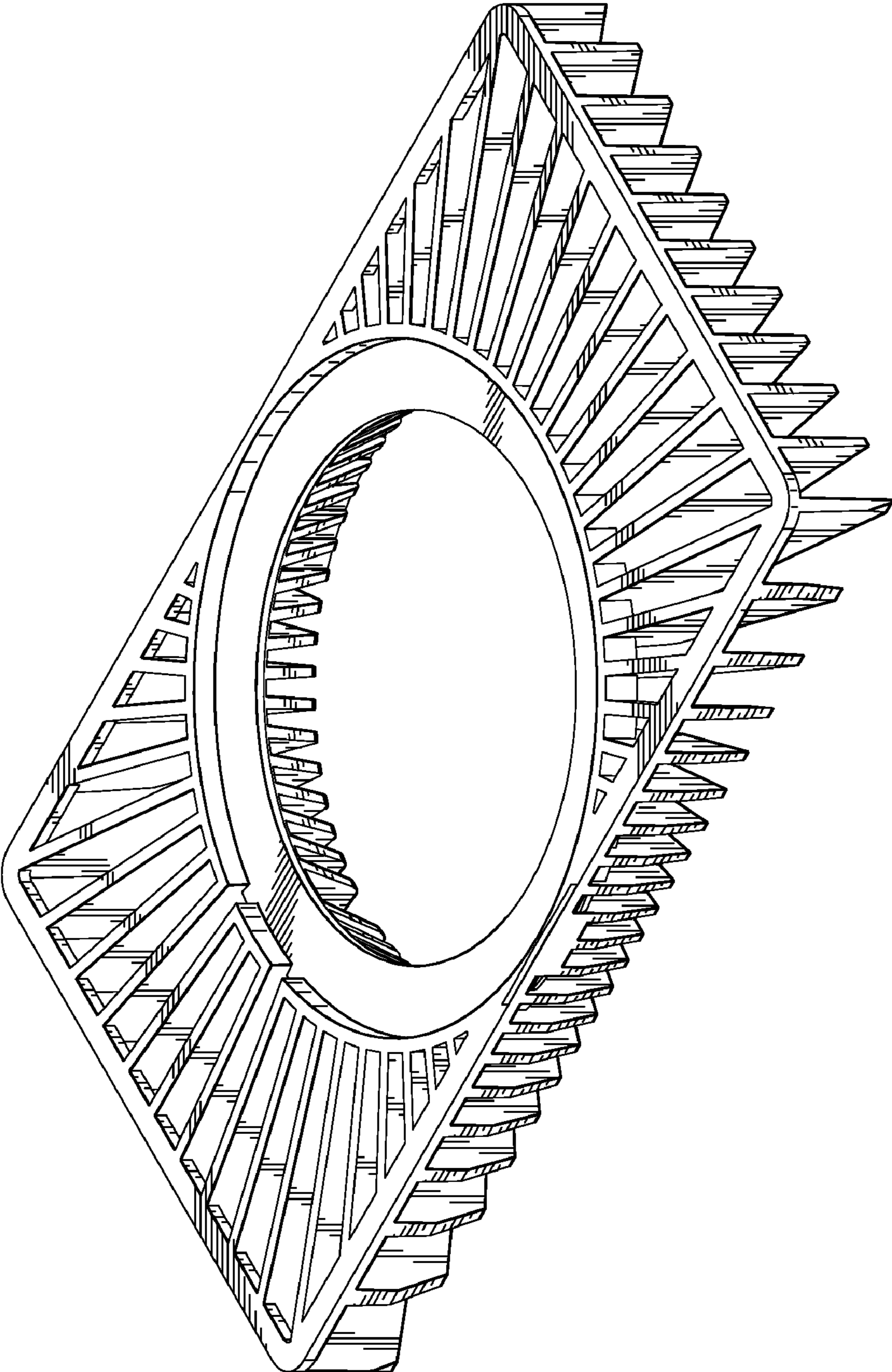


FIG. 5

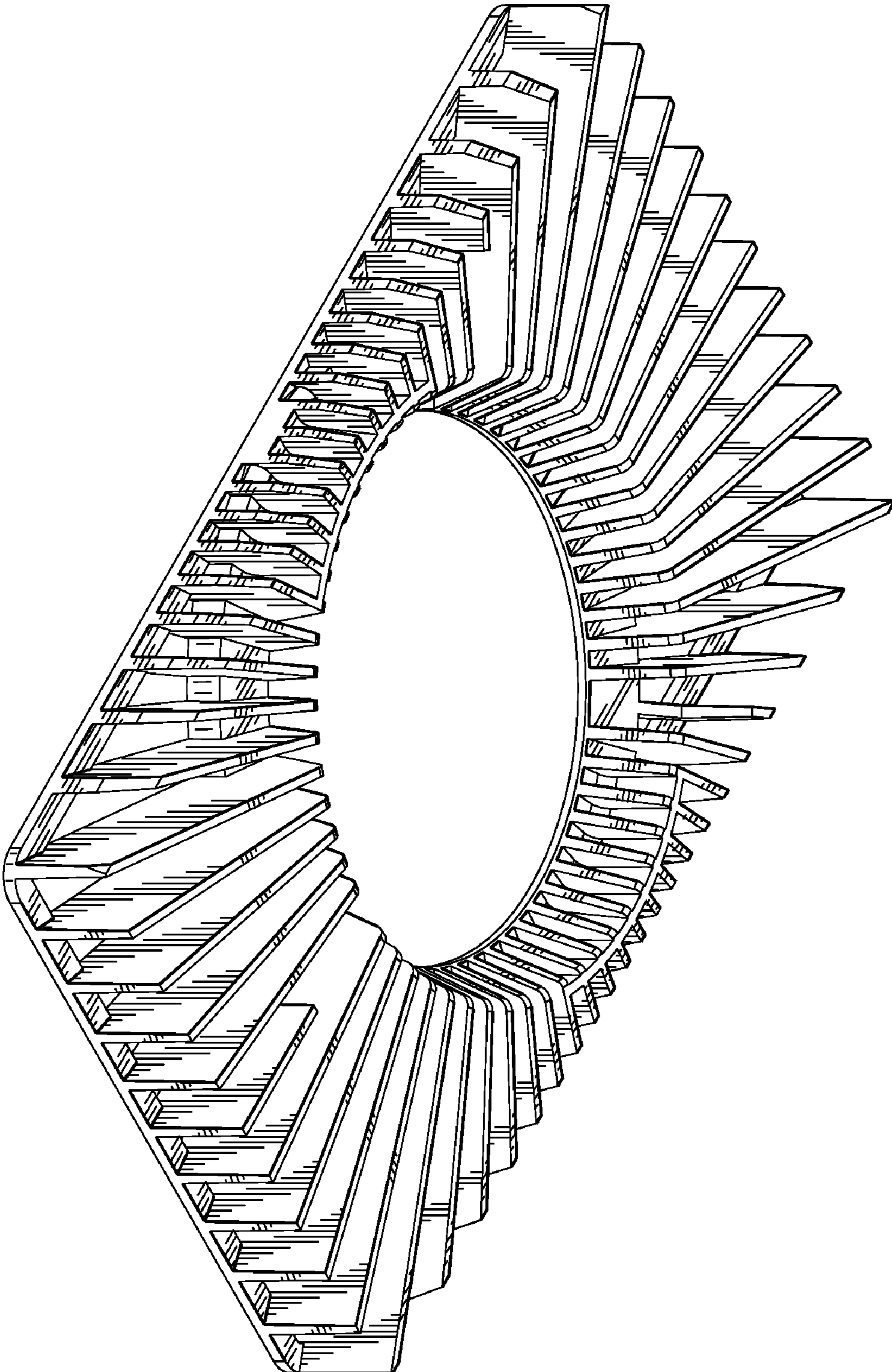


FIG. 6