



US00D604240S

(12) **United States Design Patent**
Imai et al.

(10) **Patent No.:** **US D604,240 S**

(45) **Date of Patent:** **** Nov. 17, 2009**

(54) **SOUNDPROOFING COVER FOR ENGINE GENERATOR**

D530,278 S * 10/2006 Lyle et al. D13/122
D540,928 S * 4/2007 Matel et al. D23/364

(75) Inventors: **Shuhei Imai**, Wako (JP); **Yuya Kato**, Wako (JP)

* cited by examiner

Primary Examiner—Prabhakar Deshmukh

Assistant Examiner—Derrick Holland

(73) Assignee: **Honda Motor Co., Ltd.**, Tokyo (JP)

(74) *Attorney, Agent, or Firm*—Birch, Stewart, Kolasch & Birch, LLP

(**) Term: **14 Years**

(21) Appl. No.: **29/317,792**

(57) **CLAIM**

(22) Filed: **May 7, 2008**

The ornamental design for a soundproofing cover for engine generator, as shown and described.

(30) **Foreign Application Priority Data**

DESCRIPTION

Nov. 9, 2007 (JP) 2007-031037

FIG. 1 is a perspective view of a soundproofing cover for engine generator showing our new design.

(51) **LOC (9) Cl.** **13-01**

FIG. 2 is another perspective view thereof.

(52) **U.S. Cl.** **D13/122**

FIG. 3 is a front elevation view thereof.

(58) **Field of Classification Search** D13/122,
D13/112, 114, 184, 199; D12/126, 216,
D12/410; D15/5; 290/1 A; 310/88, 89,
310/91, 272, 273; 322/100

FIG. 4 is a rear elevation view thereof.

FIG. 5 is a top plan view thereof.

See application file for complete search history.

FIG. 6 is a bottom plan view thereof.

FIG. 7 is a left side elevation view thereof.

(56) **References Cited**

U.S. PATENT DOCUMENTS

FIG. 8 is a right side elevation view thereof; and,

FIG. 9 is another perspective view shown in environmental use.

3,114,061 A * 12/1963 Michel et al. 319/60 R
D276,997 S * 1/1985 Mikado D13/116
D396,478 S * 7/1998 Hubbach D15/5
D489,327 S * 5/2004 Imai D13/116
D516,507 S * 3/2006 Nushart et al. D13/112
D519,923 S * 5/2006 Imai D13/116

The broken lines shown represent unclaimed subject matter and form no part of the claimed design.

1 Claim, 9 Drawing Sheets




FIG. 1




FIG. 2

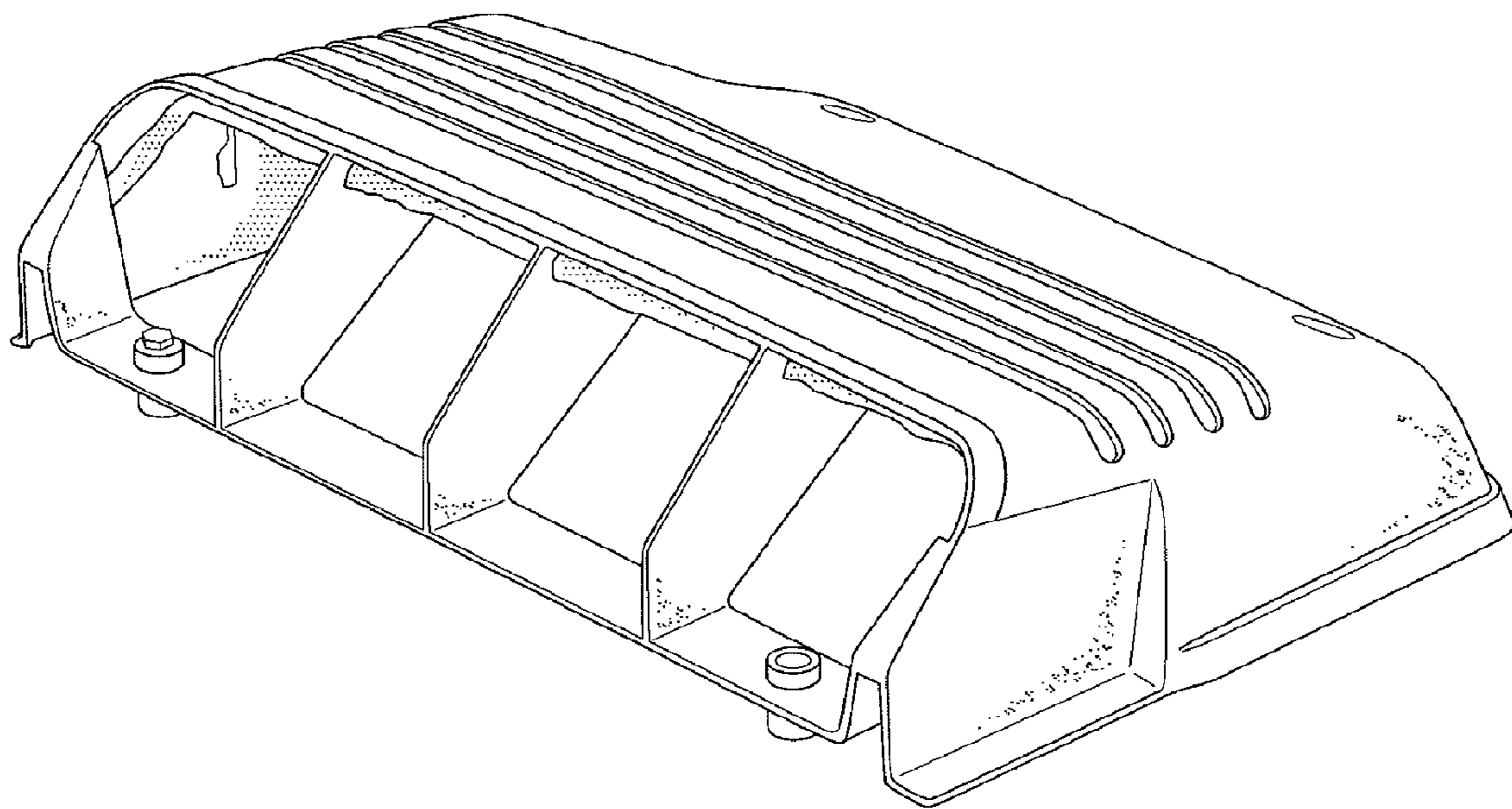


FIG. 3

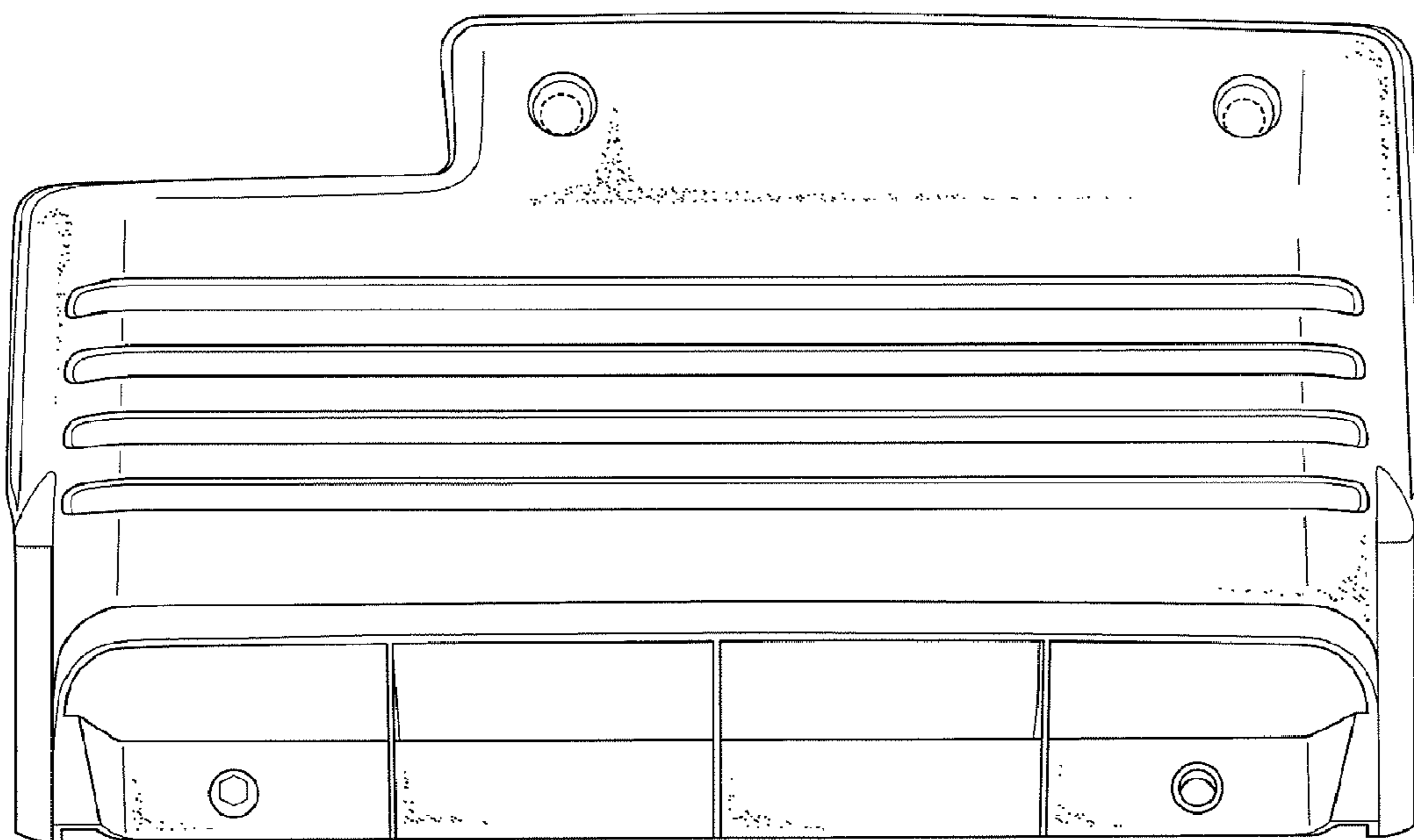


FIG. 4

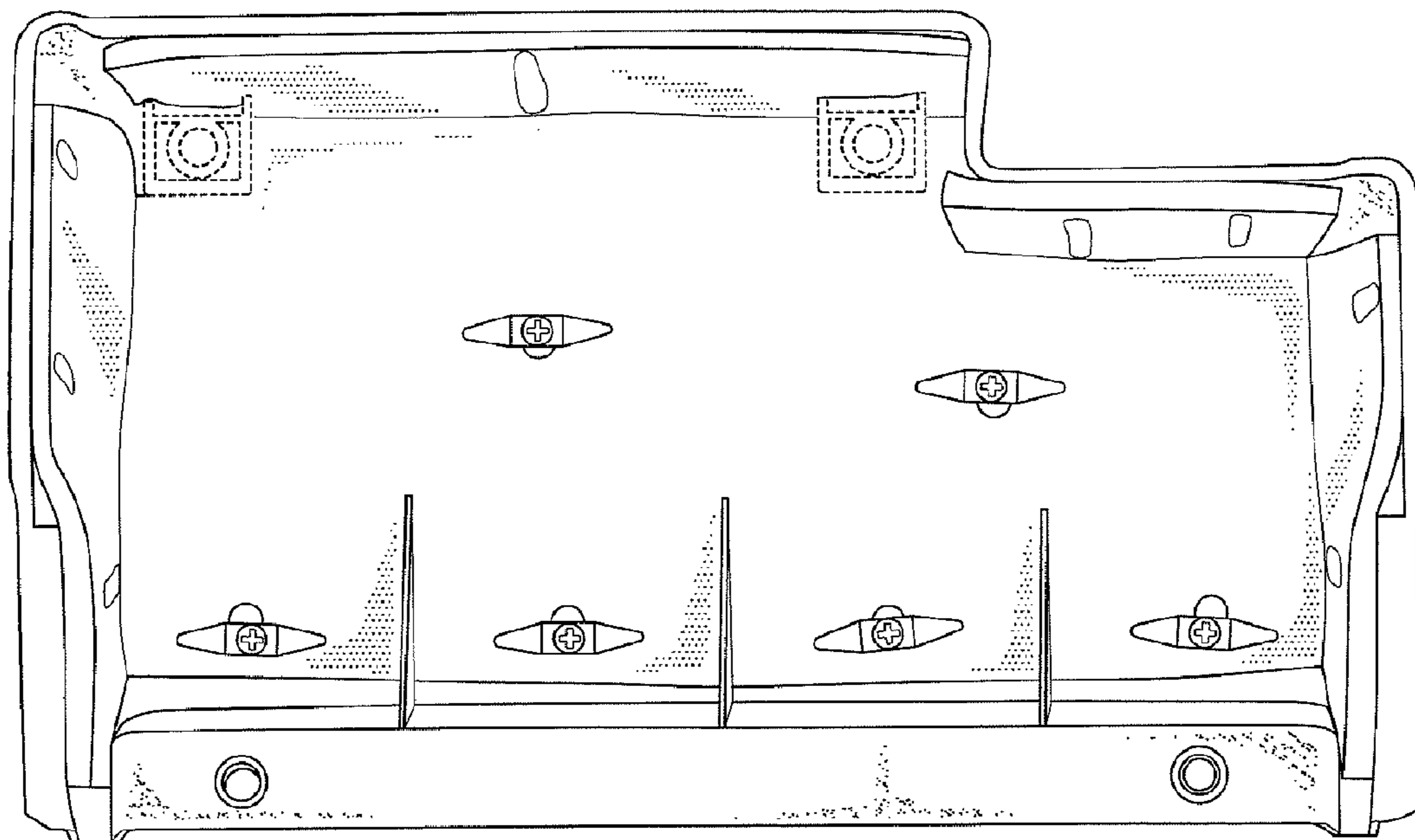


FIG. 5




FIG. 6

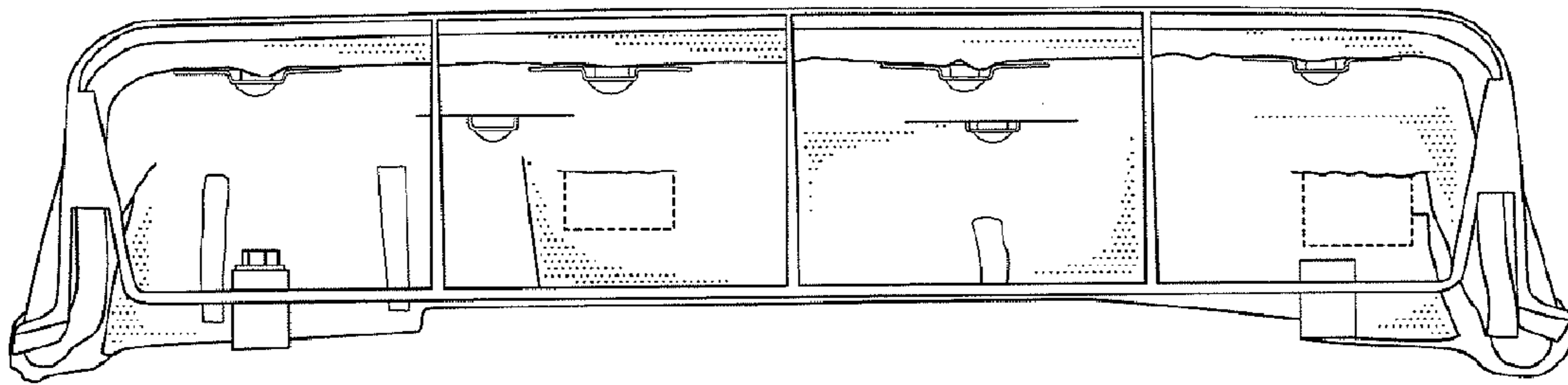


FIG. 7

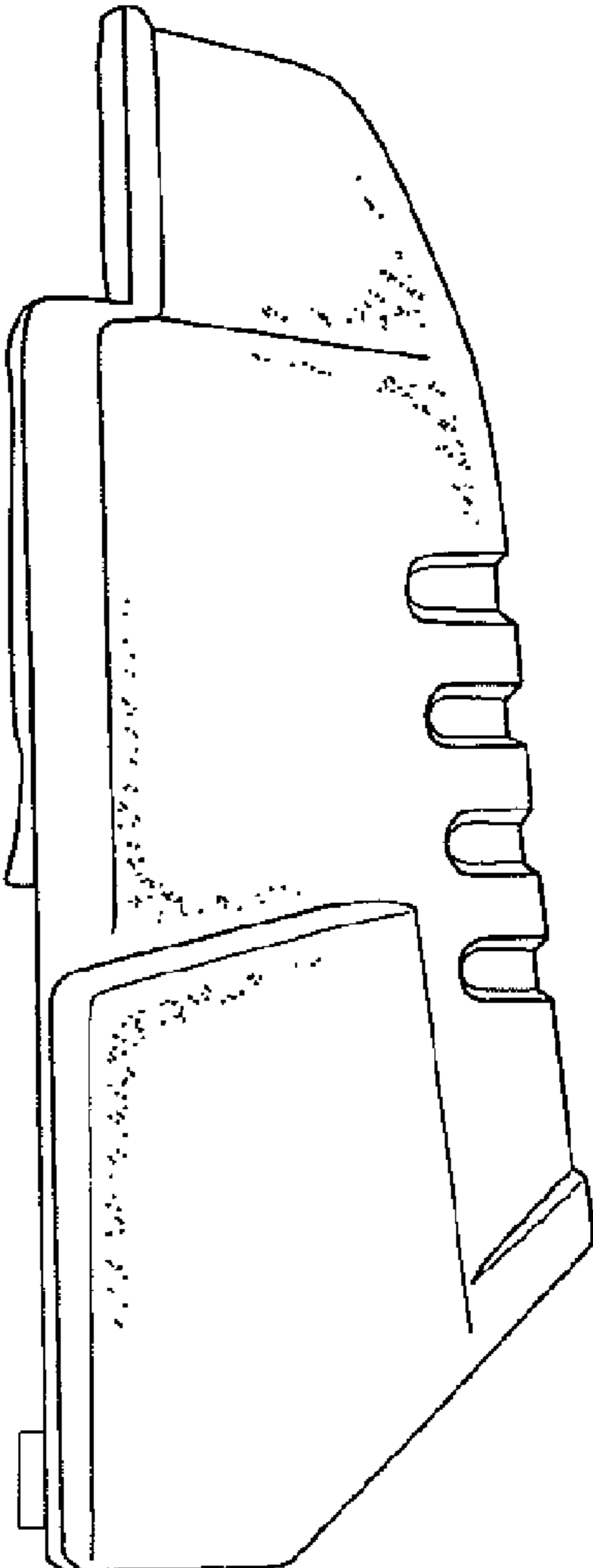


FIG. 8




FIG. 9

