



US00D604231S

(12) **United States Design Patent**
Hada

(10) **Patent No.:** **US D604,231 S**
(45) **Date of Patent:** **** Nov. 17, 2009**

(54) **TIRE FOR AUTOMOBILE**

(75) Inventor: **Yoshihiro Hada**, Kobe (JP)

(73) Assignee: **Sumitomo Rubber Industries, Ltd.**,
Kobe (JP)

(**) Term: **14 Years**

(21) Appl. No.: **29/337,946**

(22) Filed: **Jun. 2, 2009**

(30) **Foreign Application Priority Data**

Dec. 3, 2008 (JP) 2008-030975

(51) **LOC (9) Cl.** **12-15**

(52) **U.S. Cl.** **D12/589; D12/586**

(58) **Field of Classification Search** D12/568,
D12/580-603, 900-901; 152/209.1, 209.8-209.18,
152/209.25-209.28

See application file for complete search history.

(56) **References Cited**

U.S. PATENT DOCUMENTS

- D286,274 S 10/1986 Davis et al.
- D310,056 S 8/1990 Martin et al.
- D352,489 S 11/1994 Breny et al.
- D368,687 S 4/1996 Hayashi
- D370,441 S 6/1996 Guspodin et al.
- D379,166 S * 5/1997 Aikawa et al. D12/590
- D379,954 S 6/1997 Matsuda et al.
- D400,831 S * 11/1998 Blankenship et al. D12/586
- D418,454 S 1/2000 Himuro et al.
- D424,987 S 5/2000 Vinesse
- D445,071 S * 7/2001 Brightwell et al. D12/586
- D445,380 S * 7/2001 Fantanzo et al. D12/586
- D445,731 S 7/2001 Fantanzo et al.
- D454,834 S 3/2002 Saito et al.
- D460,406 S * 7/2002 Guspodin D12/586

- D473,514 S * 4/2003 Hitzky et al. D12/590
- D500,011 S * 12/2004 Fukunaga D12/590
- D512,683 S * 12/2005 Dumigan et al. D12/589
- D531,111 S * 10/2006 Fukunaga D12/586
- D584,680 S * 1/2009 Hutz D12/586

FOREIGN PATENT DOCUMENTS

JP	702878	4/1987
JP	752338	1/1989
JP	954834	5/1996
JP	987853	8/1997
JP	1068387	4/2000
JP	1113599	7/2001
JP	1186309	9/2003
JP	1197381	2/2004
JP	1206585	5/2004
JP	1308167	8/2007

* cited by examiner

Primary Examiner—Stacia Cadmus

(74) *Attorney, Agent, or Firm*—Birch, Stewart, Kolasch & Birch, LLP

(57) **CLAIM**

The ornamental design for a tire for automobile, as shown and described.

DESCRIPTION

FIG. 1 is a front, left perspective view of a tire for automobile showing my new design;

FIG. 2 is a front view thereof;


FIG. 3 is a left side view thereof;

FIG. 4 is a right side view thereof; and,

FIG. 5 is a rear view thereof.

The top view and the bottom view are the same as the front view.

1 Claim, 5 Drawing Sheets



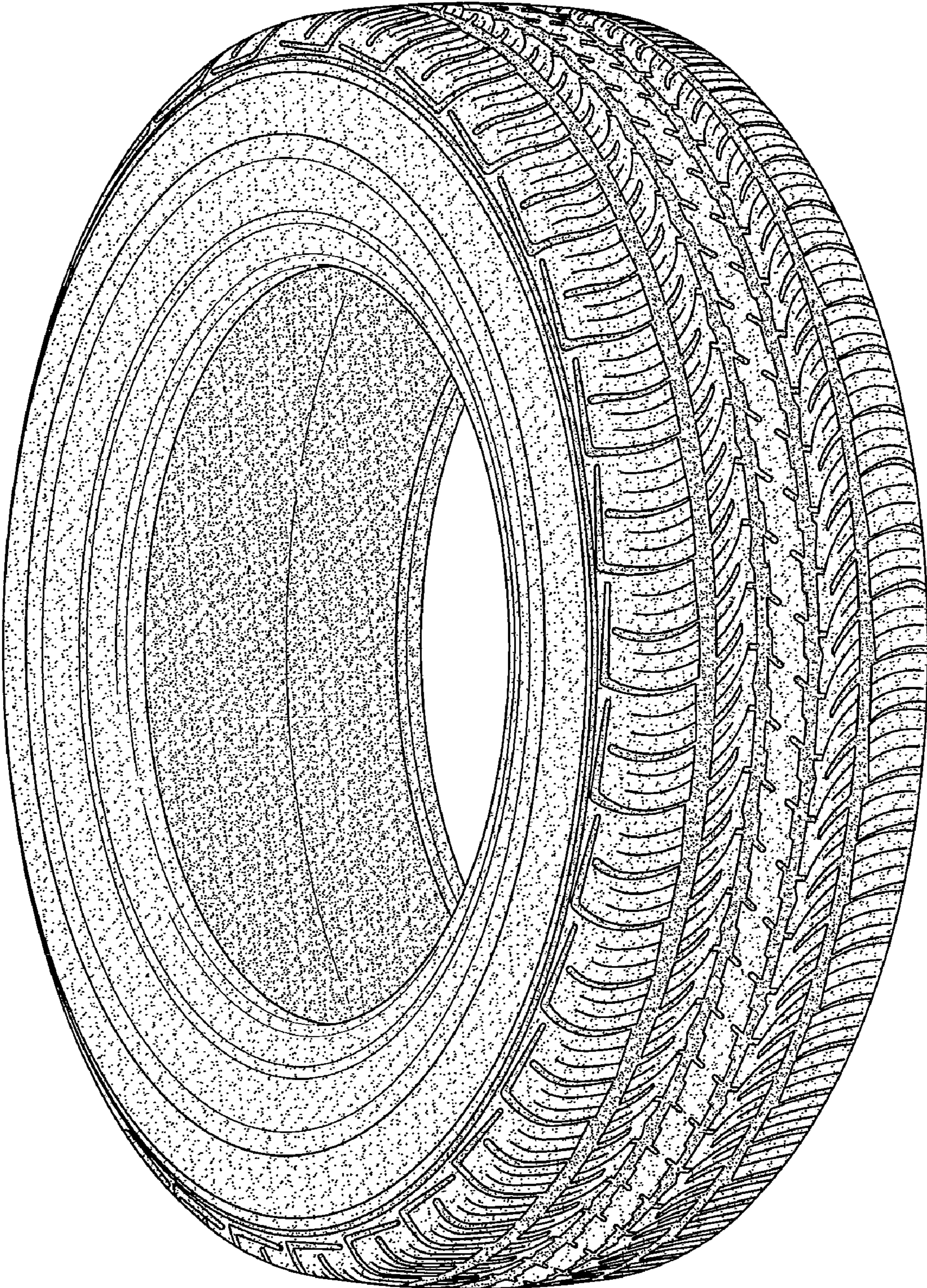


FIG.1

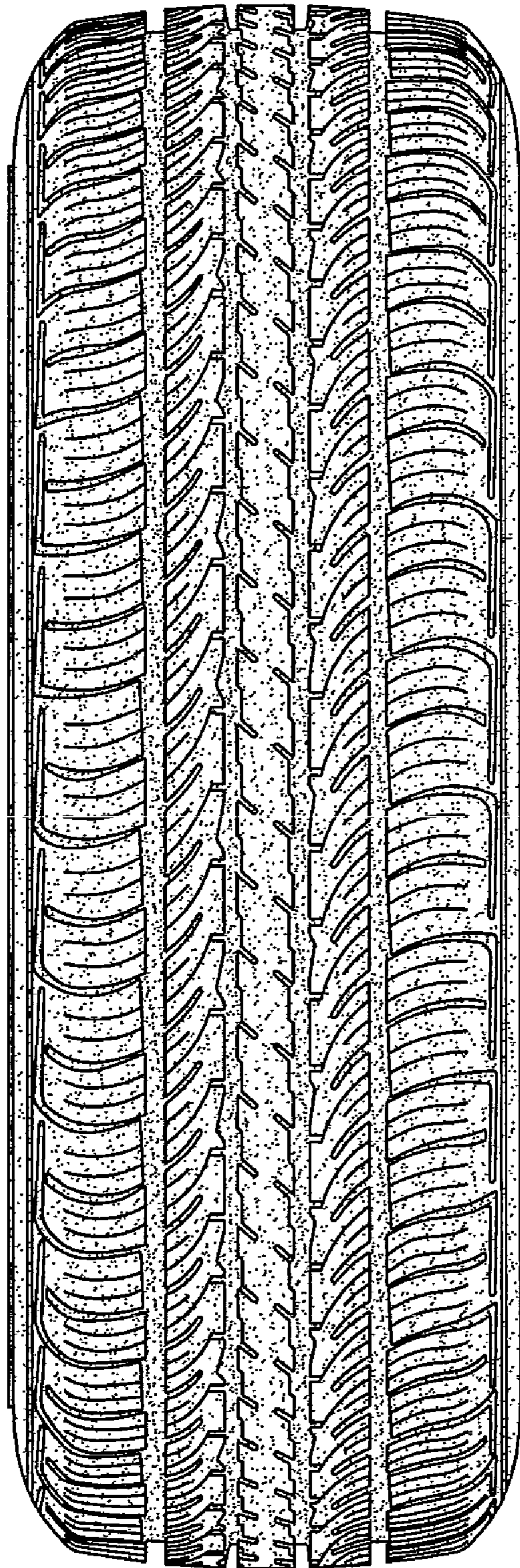


FIG.2

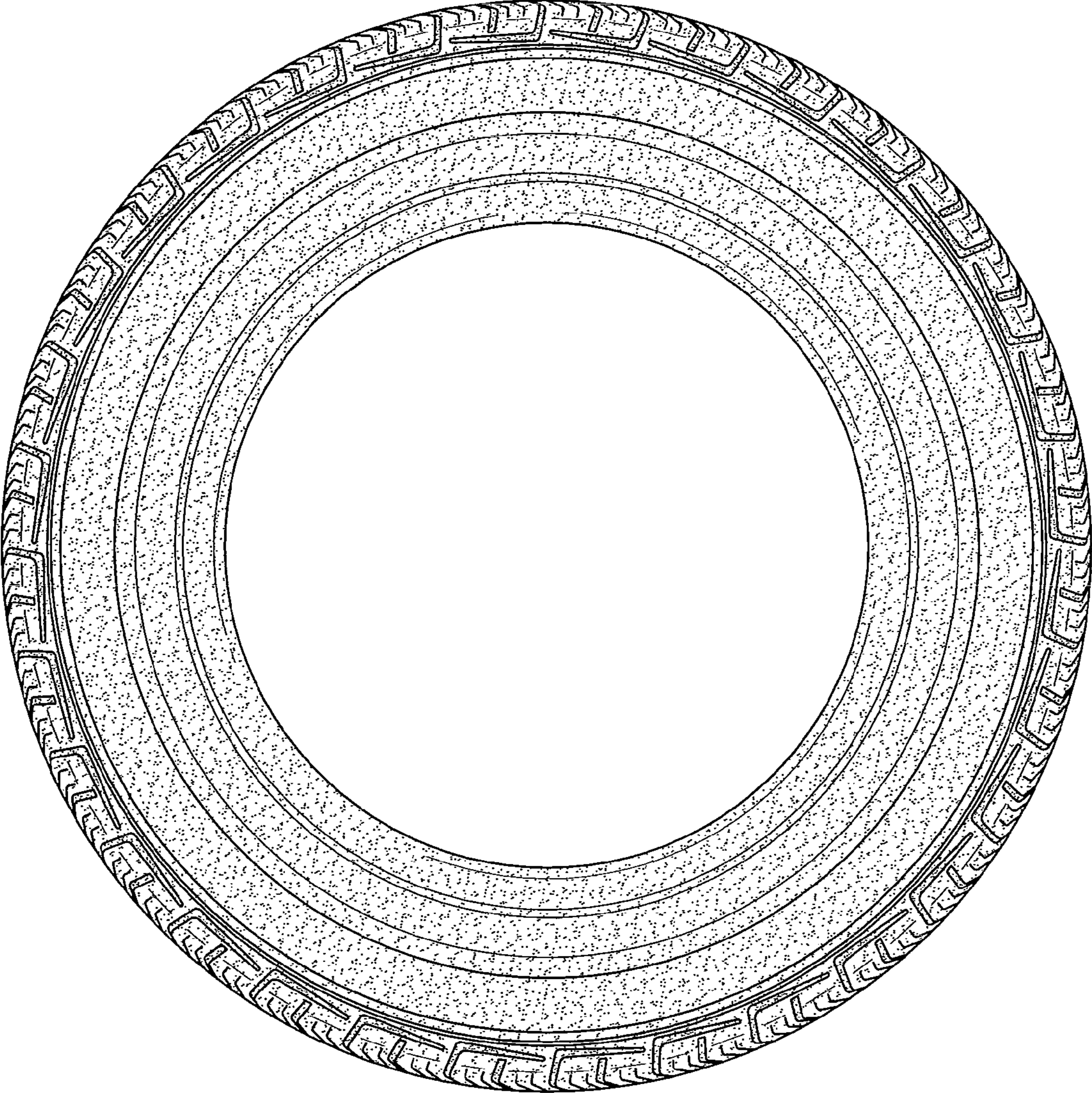


FIG.3

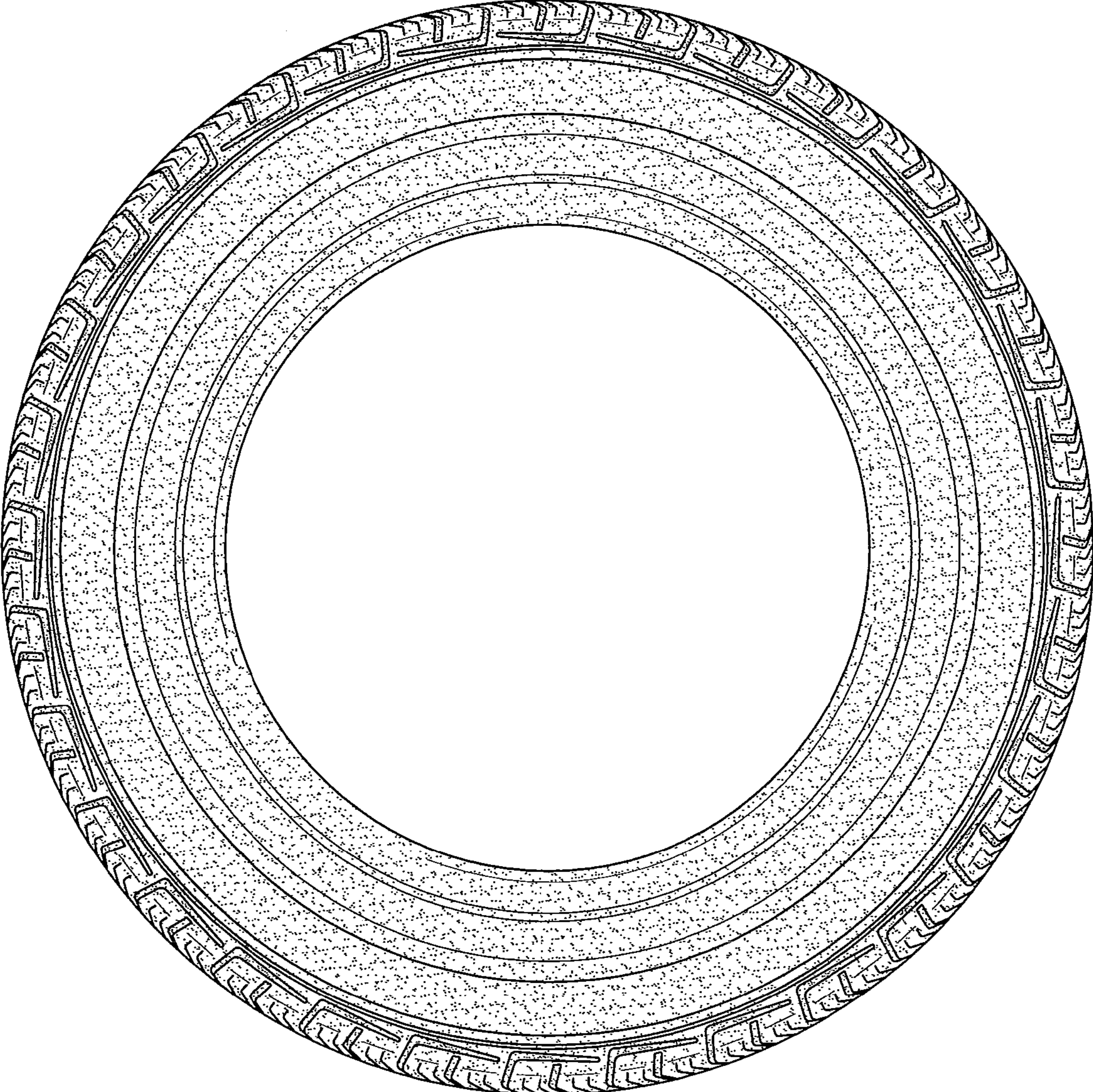


FIG.4

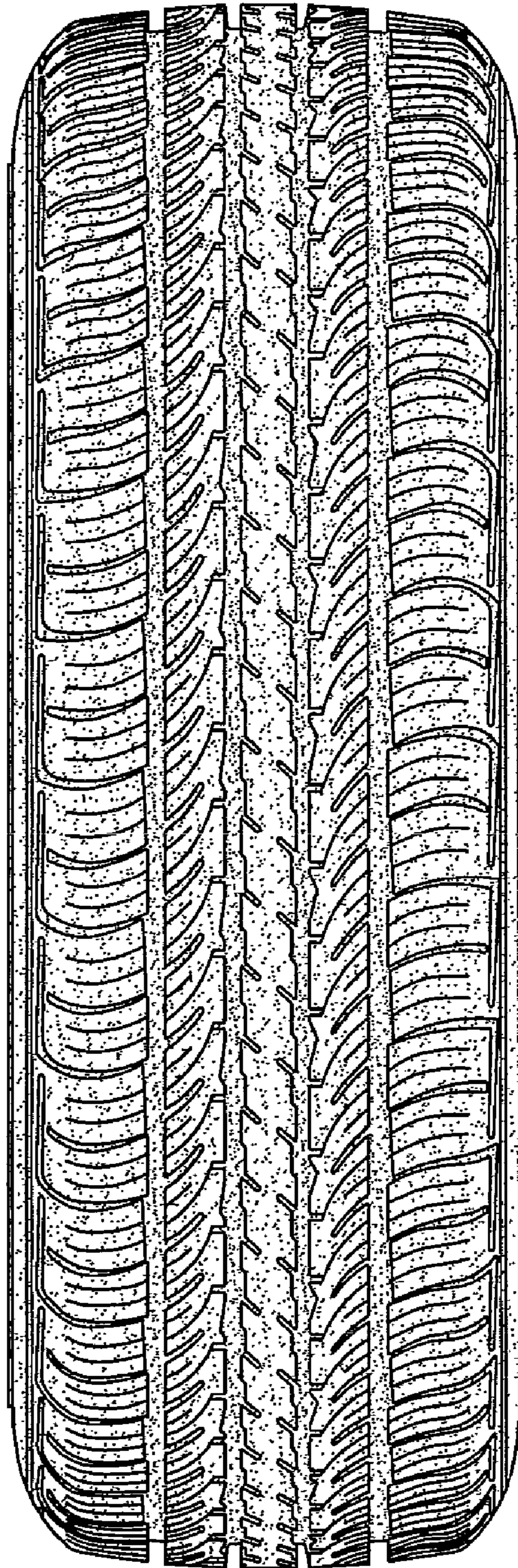


FIG.5