



US00D604219S

(12) **United States Design Patent**
Lu

(10) **Patent No.:** **US D604,219 S**
(45) **Date of Patent:** **** Nov. 17, 2009**

(54) **VEHICLE FLOOR MAT**

(75) Inventor: **Michael Lu**, Tainan Hsien (TW)

(73) Assignee: **Packy Poda Inc.**, Tainan Hsien (TW)

(**) Term: **14 Years**

(21) Appl. No.: **29/330,423**

(22) Filed: **Jan. 7, 2009**

Related U.S. Application Data

(63) Continuation-in-part of application No. 29/327,777, filed on Nov. 13, 2008.

(51) **LOC (9) Cl.** **12-16**

(52) **U.S. Cl.** **D12/203**

(58) **Field of Classification Search** D12/203;
D6/582-586, 592; 280/163-164.1; 15/215-217;
428/138.141; 296/97.23

See application file for complete search history.

(56) **References Cited**

U.S. PATENT DOCUMENTS

D432,478 S * 10/2000 Lu D12/203
D433,983 S * 11/2000 Lu D12/203
D444,115 S * 6/2001 Iacovelli et al. D12/203

D468,249 S * 1/2003 Lu D12/203
D474,437 S * 5/2003 Lu D12/203
D478,304 S * 8/2003 Lu D12/203
D482,646 S * 11/2003 Lu D12/203
D508,449 S * 8/2005 Hussaini et al. D12/203
D529,851 S * 10/2006 Hussaini et al. D12/203
D542,204 S * 5/2007 Lu et al. D12/203

* cited by examiner

Primary Examiner—Stacia Cadmus

(74) *Attorney, Agent, or Firm*—Alan Kamrath; Kamrath & Associates PA

(57) **CLAIM**

The ornamental design for a vehicle floor mat, as shown and described.

DESCRIPTION

FIG. 1 is a perspective view of a vehicle floor mat showing my design;

FIG. 2 is a front elevational view thereof;

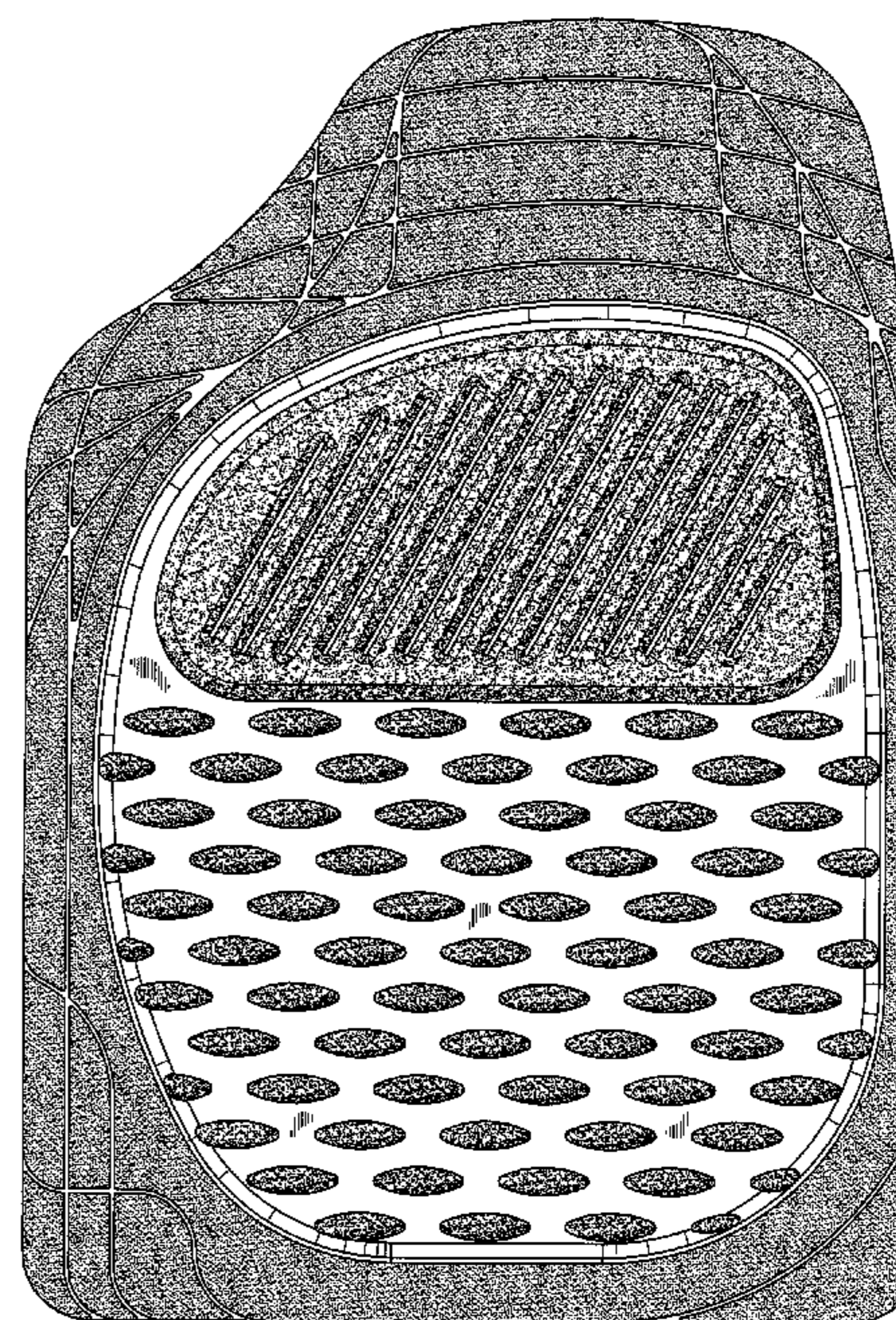
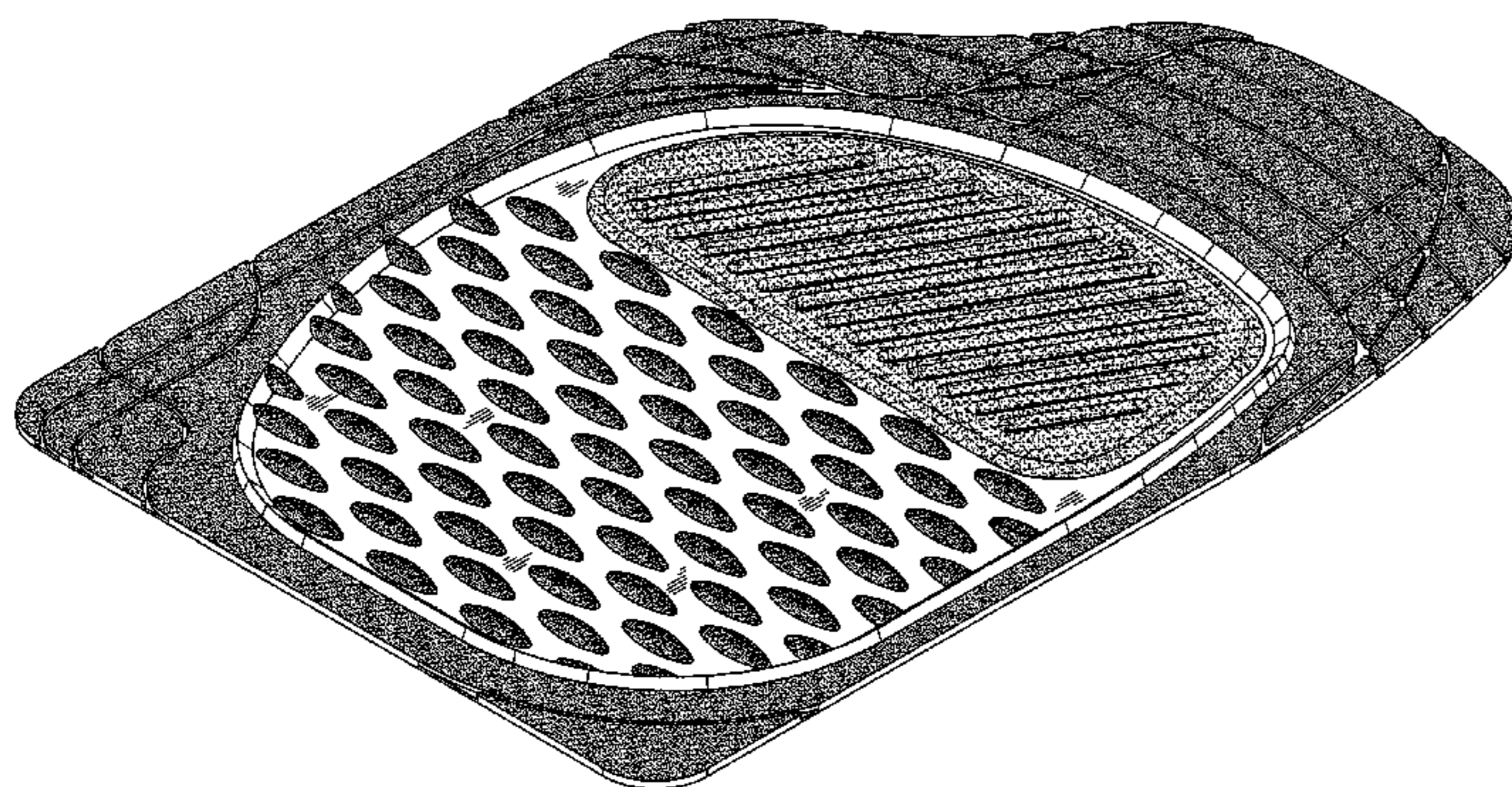
FIG. 3 is a rear elevational view thereof;

FIG. 4 is a left side elevational view thereof;

FIG. 5 is a right side elevational view thereof; and,

FIG. 6 is a top plan view thereof.

1 Claim, 4 Drawing Sheets



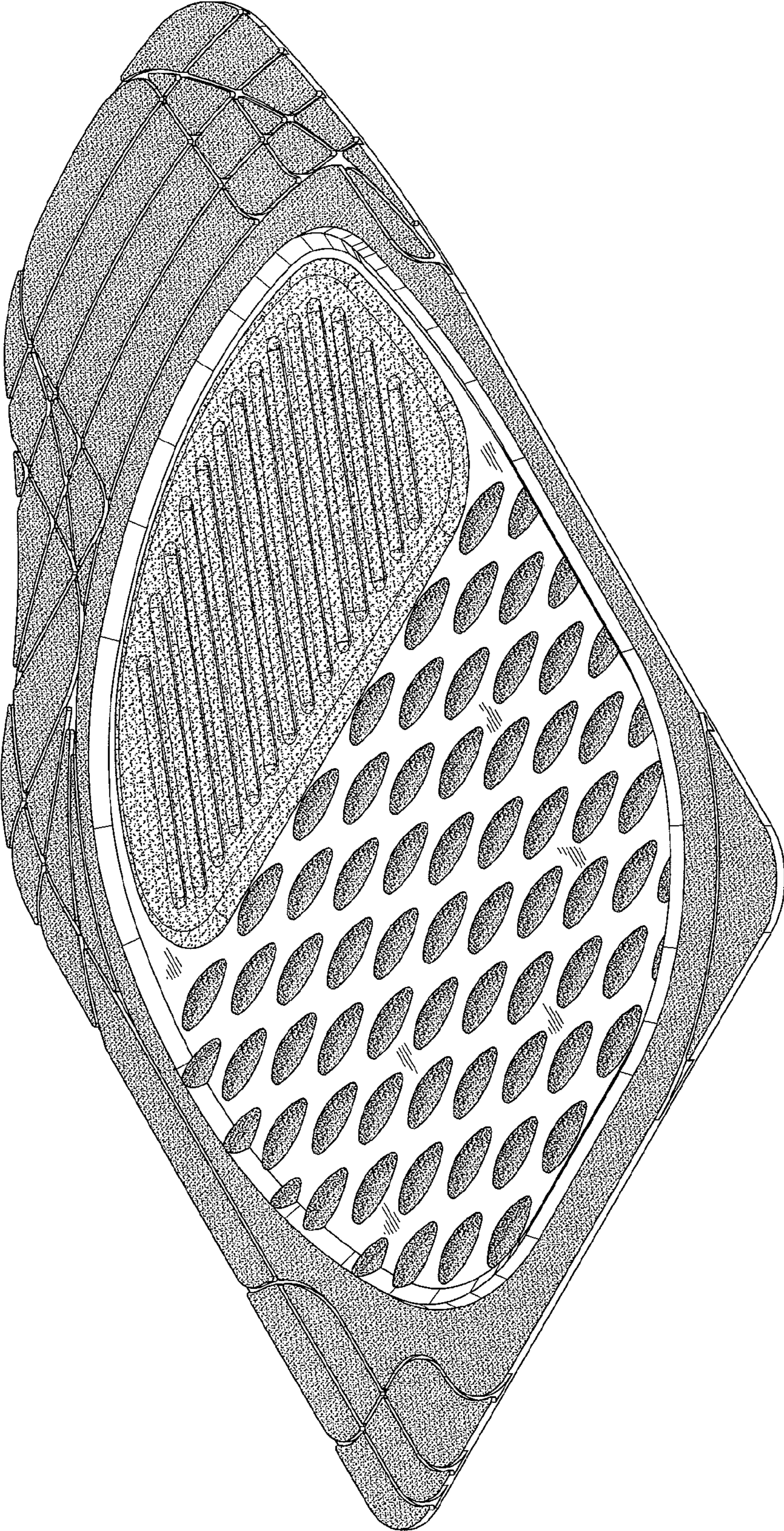


FIG. 1

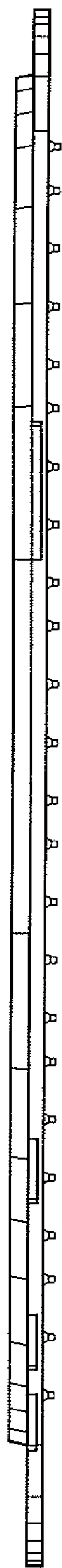


FIG. 2

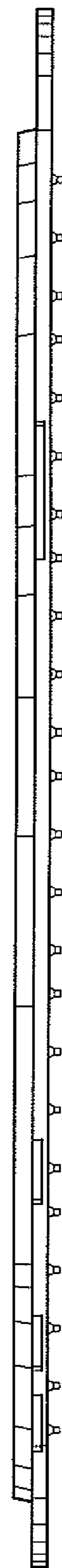


FIG. 3



FIG. 4




FIG. 5

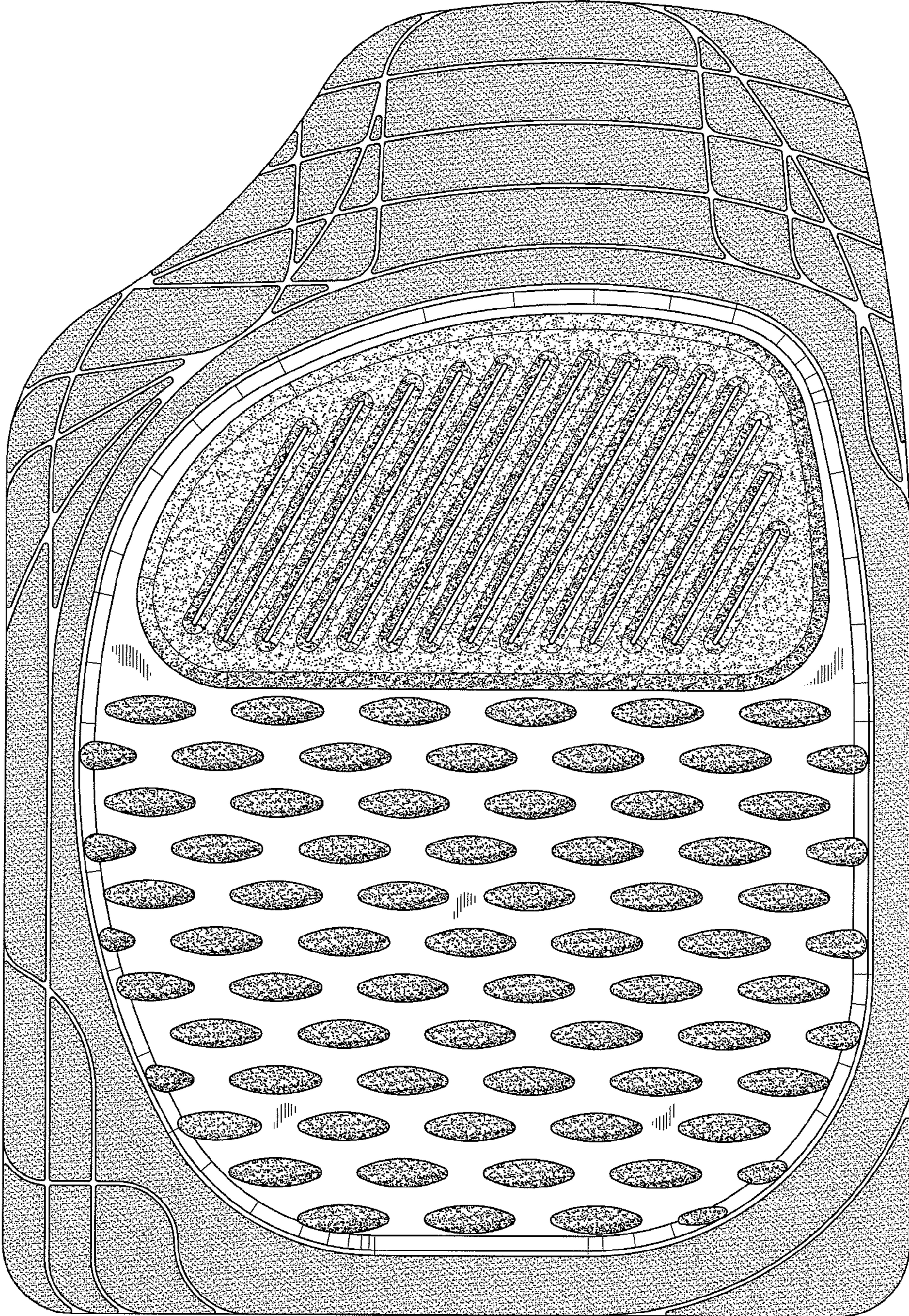


FIG. 6