



US00D604218S

(12) **United States Design Patent**
Lee

(10) **Patent No.:** **US D604,218 S**

(45) **Date of Patent:** **** Nov. 17, 2009**

(54) **LICENSE PLATE FRAME**

(76) Inventor: **Cheng Tai Lee**, No. 139, Chong Ren St.,
Tainan (TW)

(**) Term: **14 Years**

(21) Appl. No.: **29/340,291**

(22) Filed: **Jul. 16, 2009**

(51) **LOC (9) Cl.** **12-16**

(52) **U.S. Cl.** **D12/193**

(58) **Field of Classification Search** D12/193;
D6/300-303, 310-314; 40/200-204, 207-214;
362/497, 473, 327, 604; D20/13
See application file for complete search history.

(56) **References Cited**

U.S. PATENT DOCUMENTS

D327,047 S *	6/1992	Corey	D12/193
D361,971 S *	9/1995	Wang	D12/193
D379,450 S *	5/1997	Clark et al.	D12/193
D440,194 S *	4/2001	Hussaini et al.	D12/193
D443,239 S *	6/2001	Hussaini et al.	D12/193
D468,672 S *	1/2003	Wang	D12/193
D474,724 S *	5/2003	Wang	D12/193

D481,660 S *	11/2003	Super et al.	D12/193
D485,522 S *	1/2004	Ohm et al.	D12/193
D561,673 S *	2/2008	Hu	D12/193
D595,199 S *	6/2009	Hu	D12/193

* cited by examiner

Primary Examiner—Stacia Cadmus

(74) *Attorney, Agent, or Firm*—WPAT, PC; Justin King

(57) **CLAIM**

The ornamental design for a license plate frame, as shown and described.

DESCRIPTION

FIG. 1 is a perspective view of a license plate frame showing my new design;

FIG. 2 is a front elevation view thereof;

FIG. 3 is a rear elevation view thereof;

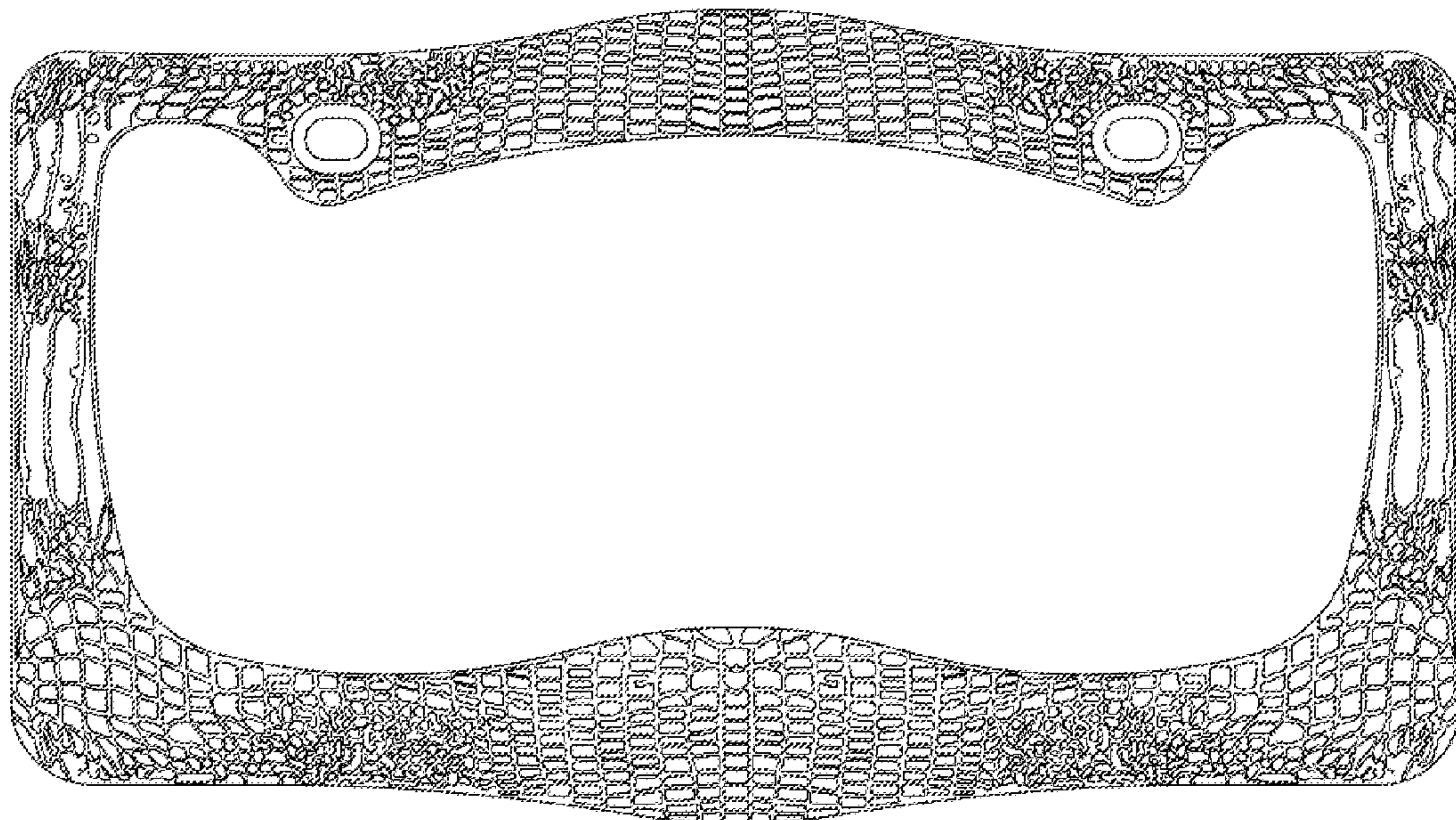
FIG. 4 is a left side elevation view thereof;

FIG. 5 is a right side elevation view thereof;

FIG. 6 is a top plan view thereof; and,

FIG. 7 is a bottom plan view thereof.

1 Claim, 5 Drawing Sheets



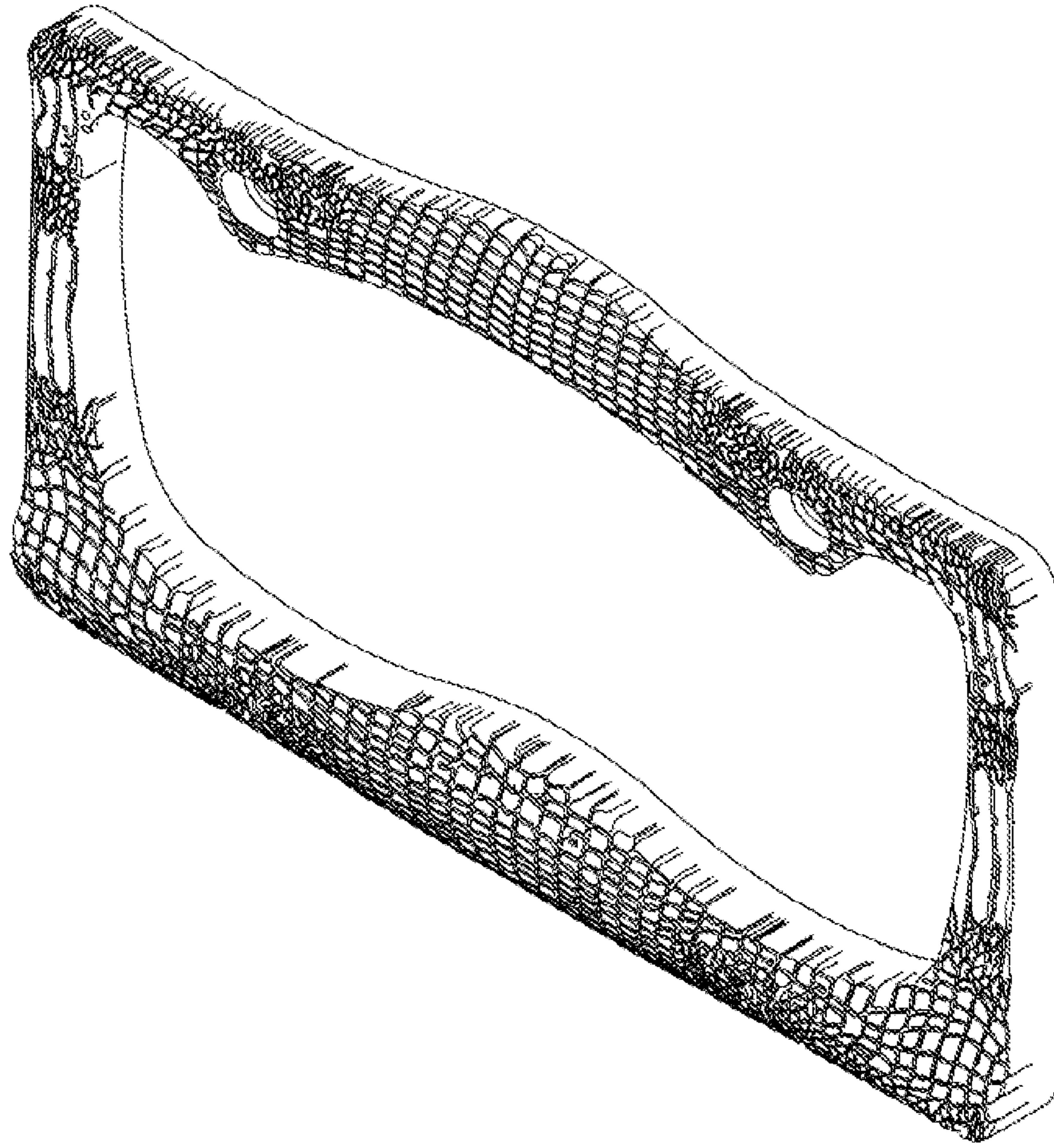


FIG. 1

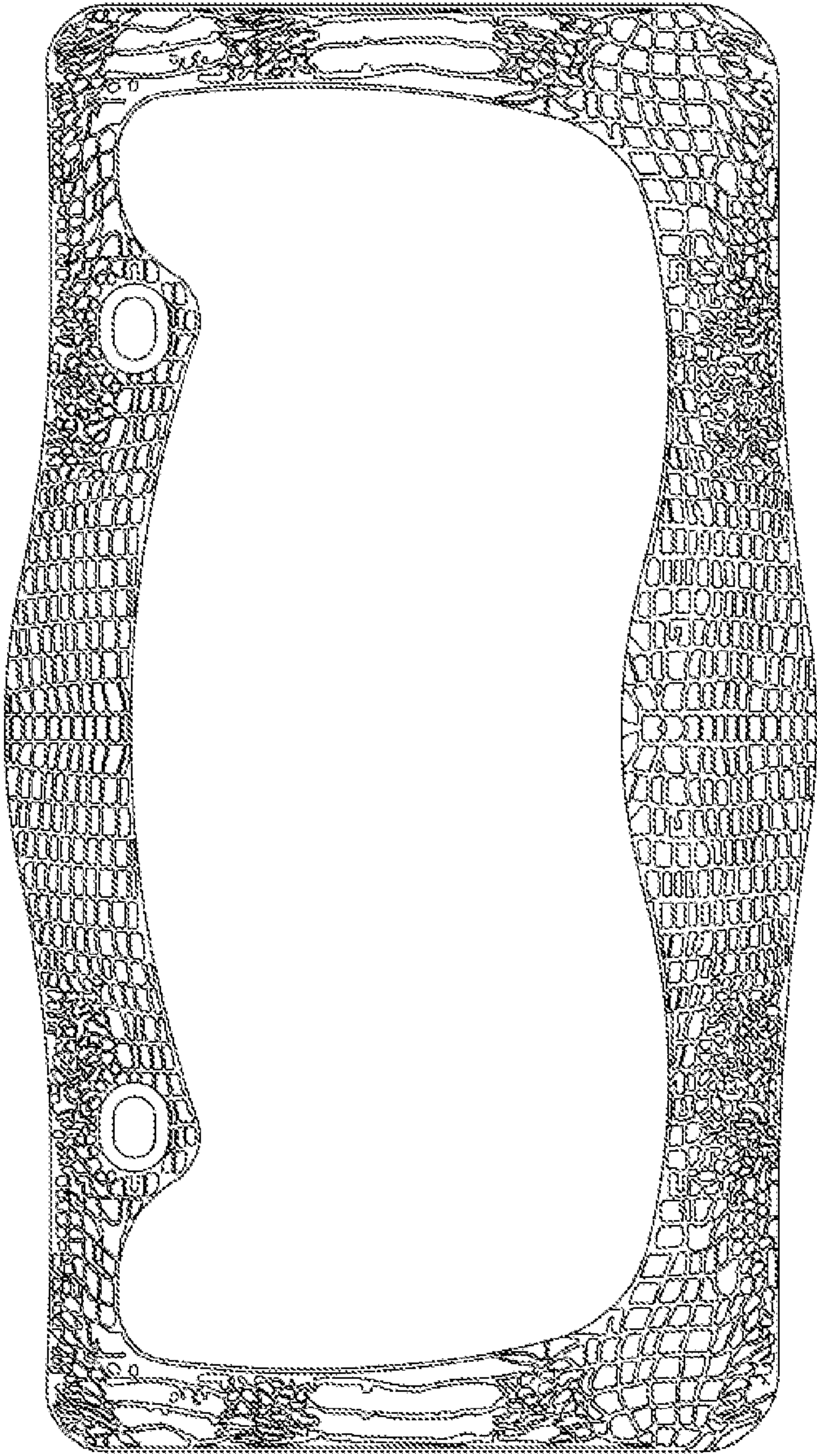


FIG. 2

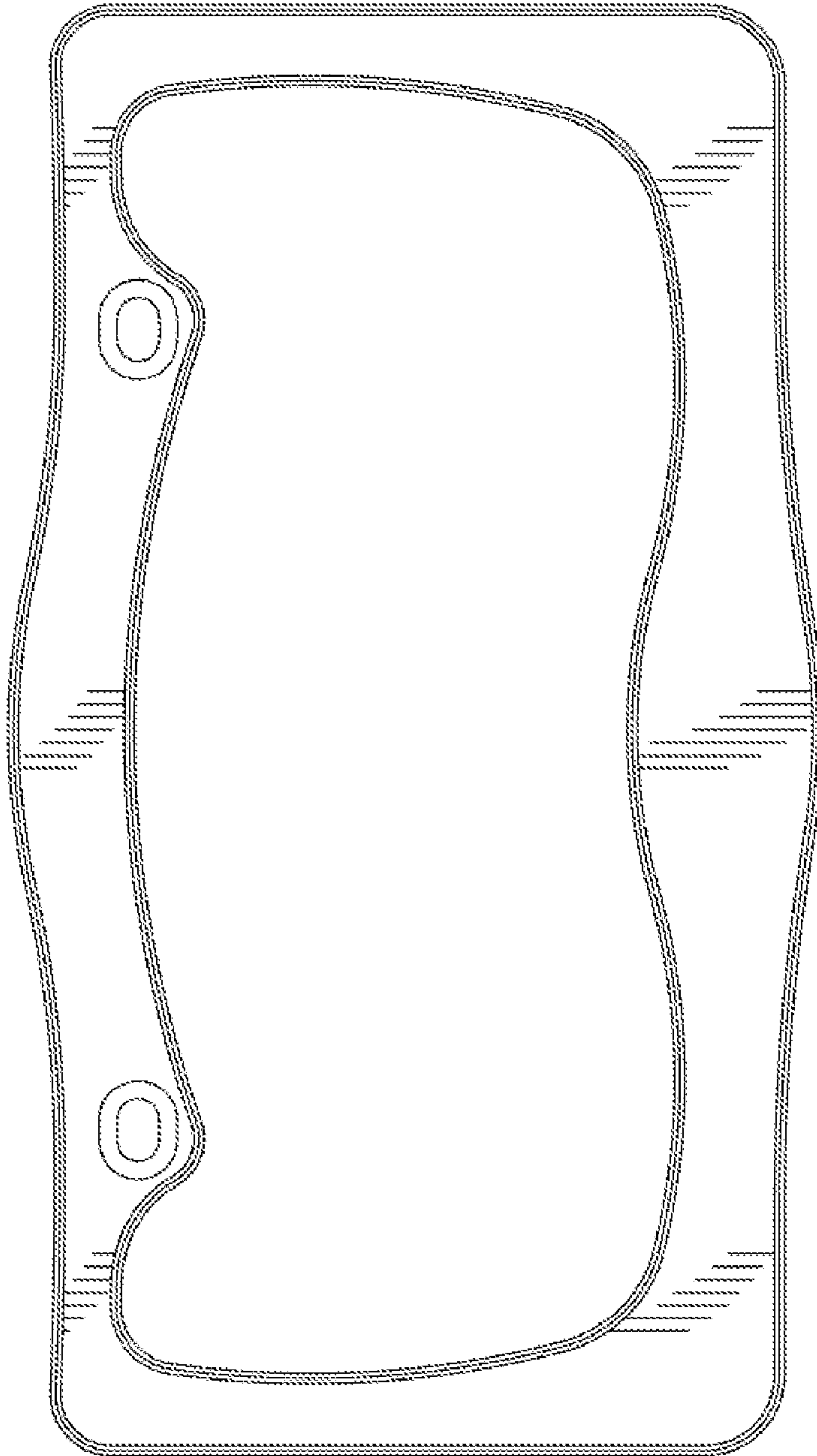


FIG. 3

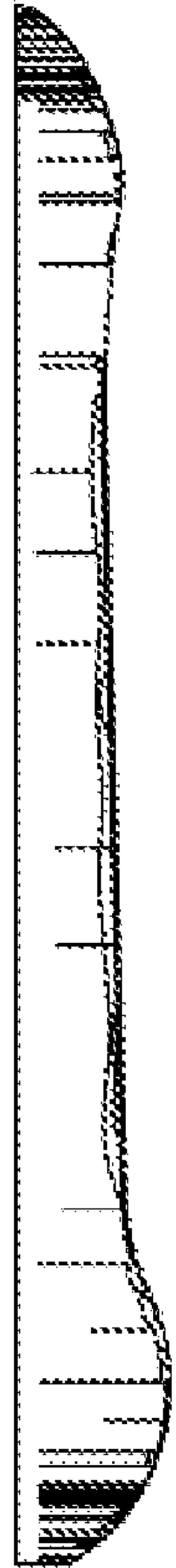


FIG. 4

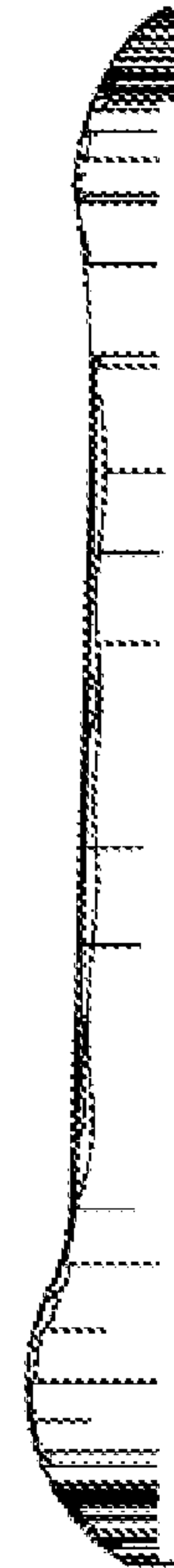


FIG. 5




FIG. 6




FIG. 7