



US00D604215S

(12) **United States Design Patent**
Liu et al.

(10) **Patent No.:** **US D604,215 S**
(45) **Date of Patent:** **** Nov. 17, 2009**

- (54) **BRAKE FRICTION PAD**
- (75) Inventors: **Weiming Liu**, Windsor (CA); **Rodney J. Silvey**, Cookeville, TN (US); **Jason Heath Mahan**, Lafayette, TN (US)
- (73) Assignee: **Federal-Mogul Worldwide, Inc.**, Southfield, MI (US)
- (**) Term: **14 Years**
- (21) Appl. No.: **29/336,271**
- (22) Filed: **Apr. 30, 2009**

Related U.S. Application Data

- (62) Division of application No. 29/332,369, filed on Feb. 13, 2009, which is a division of application No. 29/282,914, filed on Aug. 1, 2007.

- (51) **LOC (9) Cl.** **12-16**
- (52) **U.S. Cl.** **D12/180**
- (58) **Field of Classification Search** D12/180, D12/174, 400; D15/138-140; 72/339; 188/73.31-73.39, 188/73.43, 73.45, 218 XL, 73.1, 250 B, 250 E, 188/250 R, 251 R; 192/107 M, 107 R; 428/443; 488/1.11 W, 1.11 R
See application file for complete search history.

(56) **References Cited**

U.S. PATENT DOCUMENTS

- 1,506,578 A * 8/1924 Grandahl 72/477
- 1,950,262 A * 3/1934 Norton 428/443
- 4,056,174 A * 11/1977 Wienand et al. 188/73.36
- D254,258 S * 2/1980 Soltis et al. D12/180
- D255,232 S * 6/1980 Rinker et al. D12/180
- D255,675 S * 7/1980 Weiser et al. D12/180
- D260,014 S * 7/1981 Sheill D12/180
- D260,015 S * 7/1981 Sheill D12/180
- 4,290,508 A * 9/1981 Baum 188/73.38
- 4,428,463 A * 1/1984 Burgdorf et al. 188/73.38
- D277,093 S * 1/1985 Caplygin D12/180
- D277,175 S * 1/1985 Caplygin D12/180
- 4,527,669 A * 7/1985 Meyer et al. 188/73.38
- 4,823,920 A * 4/1989 Evans 188/73.34
- 4,926,978 A * 5/1990 Shibata et al. 188/73.1

- D357,444 S * 4/1995 Steinke et al. D12/180
- D359,020 S * 6/1995 Steinke et al. D12/180
- D368,461 S * 4/1996 Steinke et al. D12/180
- 5,799,754 A * 9/1998 Kazuro et al. 188/1.11 W
- 5,875,873 A * 3/1999 Kay et al. 188/73.38
- D417,642 S * 12/1999 Ashley, Sr. D12/180
- 6,142,263 A * 11/2000 Lotfipour 188/73.37
- D507,217 S * 7/2005 Goldenberg et al. D12/180
- 7,111,709 B2 * 9/2006 Baba 188/73.37
- 7,222,701 B2 * 5/2007 Pham 188/250 G
- D576,089 S * 9/2008 Jones D12/180
- D588,968 S * 3/2009 Liu et al. D12/180
- D588,969 S * 3/2009 Liu et al. D12/180
- D588,970 S * 3/2009 Liu et al. D12/180
- D588,971 S * 3/2009 Liu et al. D12/180
- D588,972 S * 3/2009 Liu et al. D12/180
- D588,973 S * 3/2009 Liu et al. D12/180
- D588,974 S * 3/2009 Liu et al. D12/180
- D589,419 S * 3/2009 Liu et al. D12/180
- D590,310 S * 4/2009 Liu et al. D12/180
- 2004/0154885 A1 * 8/2004 Gotti et al. 188/250 B
- 2008/0011562 A1 * 1/2008 Hilbrandt 188/250 B

* cited by examiner

Primary Examiner—Robert M Spear

Assistant Examiner—Cynthia Underwood

(74) *Attorney, Agent, or Firm*—Robert L. Stearns; Dickinson Wright PLLC

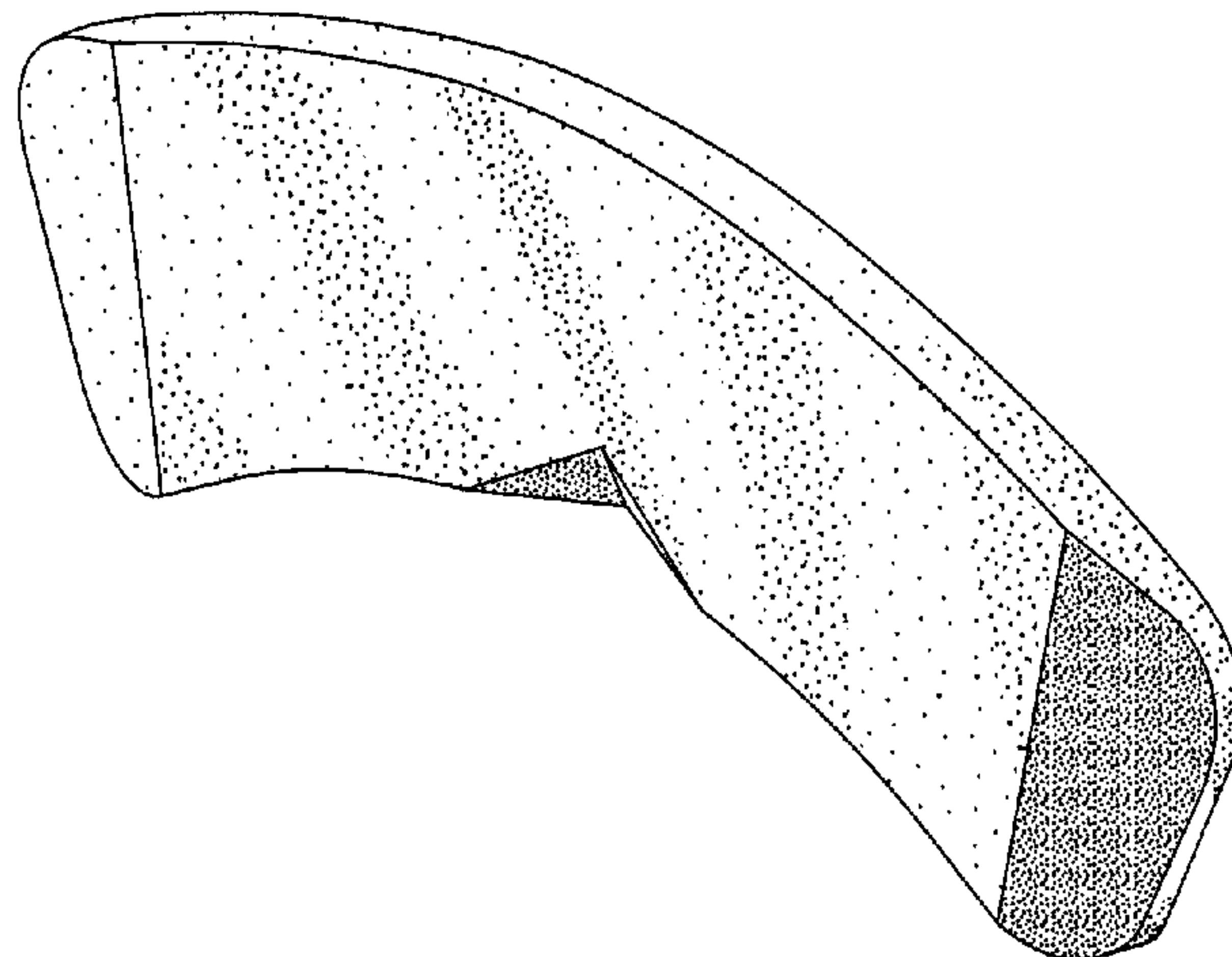
(57) **CLAIM**

The ornamental design for a brake friction pad, as shown and described.

DESCRIPTION

FIG. 1 is a perspective view of a brake friction pad;
 FIG. 2 is a front view thereof;
 FIG. 3 is a top view thereof;
 FIG. 4 is a bottom view thereof; and,
 FIG. 5 is a right side elevational view thereof, the left side elevational view being a mirror image of the right side elevational view.

1 Claim, 2 Drawing Sheets



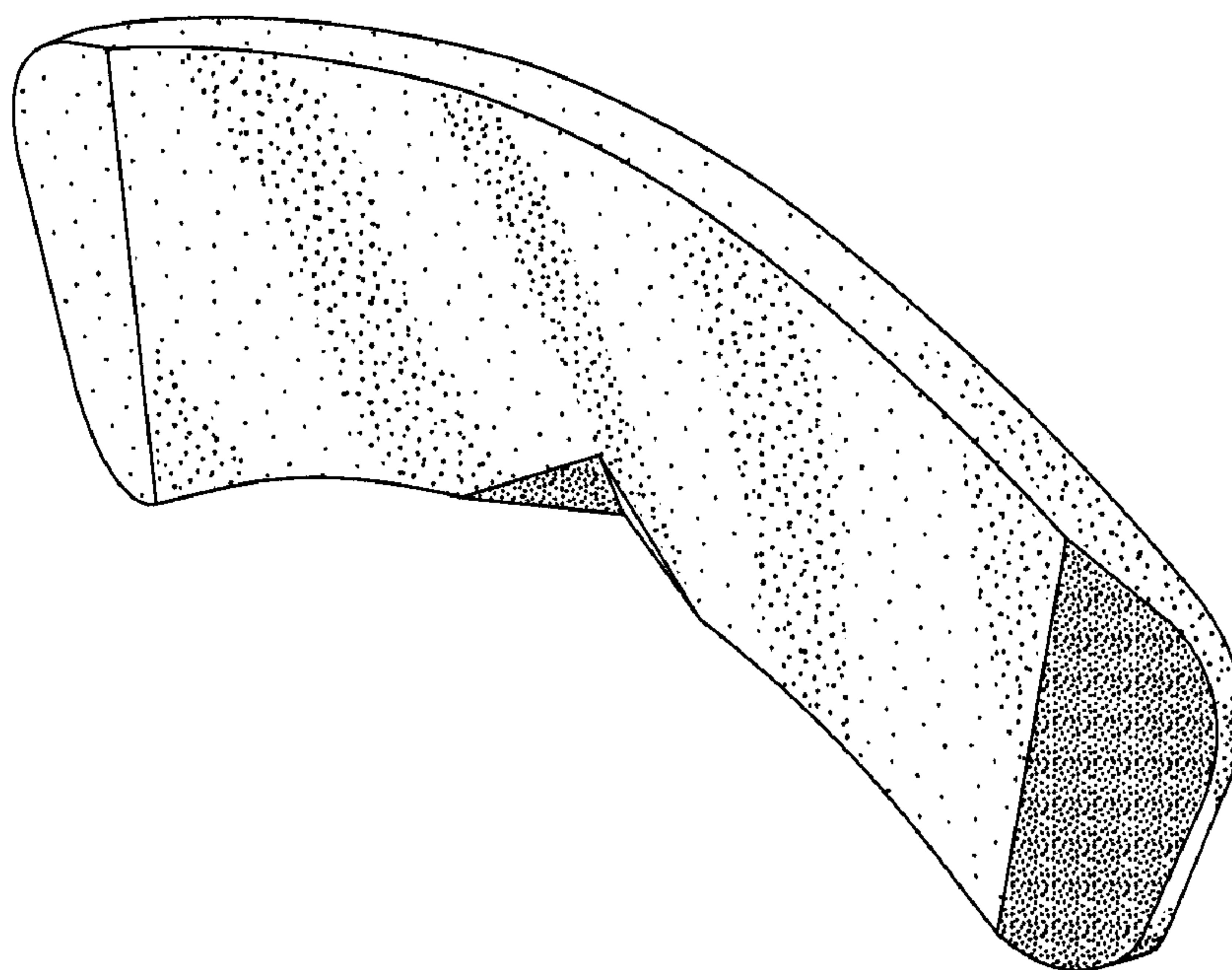


Fig. 1

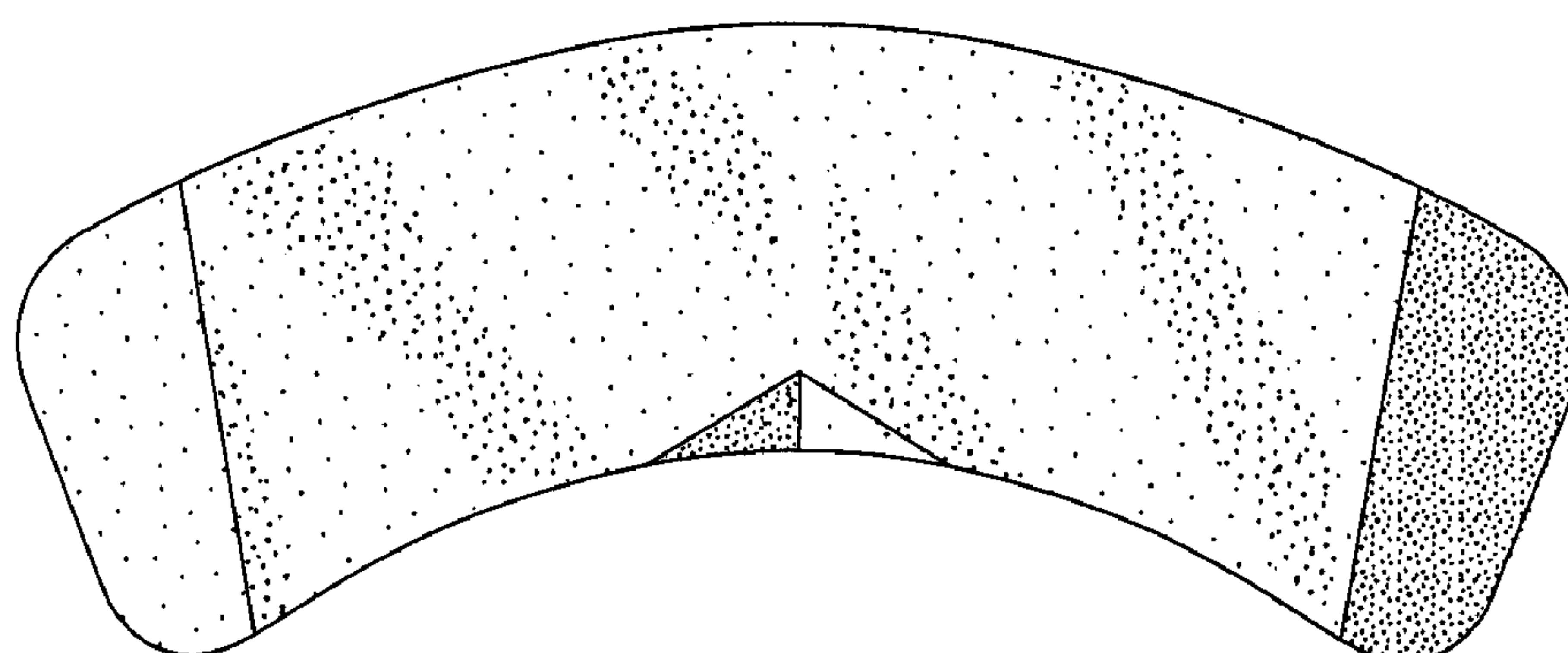


Fig. 2



Fig. 3



Fig. 4



Fig. 5